



UNITED WORLD
WRESTLING

February 10 - 16, 2020  Italy • Rome

Seniors • FS, GR, WW

European Championships

**SENIOR CONTINENTAL CHAMPIONSHIP
ITA (Rome) 2020.**

***PERFORMANCE DATA ANALYSIS
GR - FS - WW***

MOST IMPORTANT DATA

(3 pag)

CONTENS

(4 – 9 pages)

GR STYLE

(10 – 42 pages)

FREE STYLE

(43 – 76 pages)

WOMEN WRESTLING

(77 – 110 pages)

OTHER DATA

(111 – 119 pages)

MOST IMPORTANT DATA

MSW (MOST SUCCESSFUL WRESTLER)

GR				FS				WW			
Name and surname	NAT	CAT	Index MSW	Name and surname	NAT	CAT	Index MSW	Name and surname	NAT	CAT	Index MSW
NAZARYAN Armen	BUL	55 kg	5,48	PETRIASHVILI Geno	GEO	125 kg	6,32	NICHITA Anastasia	MDA	59 kg	5,37

ALL MATCHES NUMBER POINTS PER MINUTE (WQ/min)

GR	FS	WW
1,57	1,72	1,87

ALL MATCHES TECHNICAL ANALYSIS

GR				FS				WW			
sn	WRESTLING TECHNIQUES	POINTS	%	Sn	WRESTLING TECHNIQUES	POINTS	%	Sn	WRESTLING TECHNIQUES	POINTS	%
STANDING POSITION				STANDING POSITION				STANDING POSITION			
1	S-HIP TURNING THROW	126	7,4%	1	S-LEG ATTAK	548	28.5%	1	S-LEG ATTAK	238	18.0%
2	S-THROW SUPLEX	56	3,3%	2	S-HIP TURNING THROW	98	5.1%	2	S-HIP TURNING THROW	72	5.4%
3	S-FORW. BENDING THR.	69	4,0%	3	S-THROW SUPLEX	39	2.0%	3	S-THROW SUPLEX	42	3.2%
4	S-TAKE DOWN	195	11,4%	4	S-FORW. BENDING THR.	116	6.0%	4	S-FORW. BENDING THR.	135	10.2%
5	S-COUNTER	16	0,9%	5	S-TAKE DOWN	264	13.7%	5	S-TAKE DOWN	218	16.5%
6	S-NEGAT. WRESTLING	6	0,4%	6	S-COUNTER	58	3.0%	6	S-COUNTER	34	2.6%
7	S-PASSIVITY	307	18,0%	7	S-NEGAT. WRESTLING	1	0.1%	7	S-NEGAT. WRESTLING	5	0.4%
8	S-CHALLENGE	27	1,6%	8	S-ACTIVITY TIME	148	7.7%	8	S-ACTIVITY TIME	69	5.2%
9	S-OUT	117	6,9%	9	S-CHALLENGE	26	1.4%	9	S-CHALLENGE	9	0.7%
10	S-CAUTION	55	3,2%	10	S-STEP OUT	138	7.2%	10	S-STEP OUT	69	5.2%
	TOTAL =	974	57,2%	11	S-CAUTION	20	1.0%	11	S-CAUTION	14	1.1%
				TOTAL =	1456	75.6%		TOTAL =	905	68.4%	
PARTERRE POSITION				PARTERRE POSITION				PARTERRE POSITION			
1	P-GUT WRENCH	370	21,7%	1	P-GUT WRENCH	180	9.4%	1	P-GUT WRENCH	104	7.9%
2	P-LIFTS	218	12,8%	2	P-ANGLE LEG	98	5.1%	2	P-ANGLE LEG	60	4.5%
3	P-TURN OVER	50	2,9%	3	P-LIFTS	0	0.0%	3	P-LIFTS	0	0.0%
4	P-COUNTER	47	2,8%	4	P-TURN OVER	124	6.4%	4	P-TURN OVER	191	14.4%
5	P-CHALLENGE	9	0,5%	5	P-COUNTER	57	3.0%	5	P-COUNTER	53	4.0%
6	P-CAUTION	36	2,1%	6	P-CHALLENGE	7	0.4%	6	P-CHALLENGE	4	0.3%
	TOTAL =	730	42,8%	7	P-CAUTION	3	0.2%	7	P-CAUTION	104	7.9%
	ALL TOTAL =	1.704	100,0%	TOTAL =	469	24.4%		TOTAL =	419	31.6%	
				ALL TOTAL =	1.925	100%		ALL TOTAL =	1.324	100%	

ALL MATCHES STANDING POINTS & PARTERRE POINTS

	GR			FS			WW		
	ALL MATCHES	FINAL MATCHES	WINNER MATCHES	ALL MATCHES	FINAL MATCHES	WINNER MATCHES	ALL MATCHES	FINAL MATCHES	WINNER MATCHES
STANDING POINTS IN-%	57,2	72,1	56,6	75,6	81,1	79,5	68,4	64,6	69,3
OTHER POINTS IN-%	42,8	27,9	43,4	24,4	18,9	20,5	31,6	35,4	30,7

ALL MATCHES TECHNICAL POINTS / OTHER POINTS

	GR			FS			WW		
	ALL MATCHES	FINAL MATCHES	WINNER MATCHES	ALL MATCHES	FINAL MATCHES	WINNER MATCHES	ALL MATCHES	FINAL MATCHES	WINNER MATCHES
TECHNICAL POINTS (%)	67,3	61,1	63,3	82,2	73,0	80,8	86,6	86,4	93,6
OTHER POINTS (%)	32,7	38,9	33,7	17,8	27,0	19,2	13,4	13,6	6,4

Contents

GR - STYLE	10
I – GENERAL DATA /GR	11
1. GR - ALL MATCHES / TOTAL POINTS PER TECHNICAL AND % (PERCENTAGE).....	11
2. GR - ALL MATCHES / TOTAL POINTS AND % (PERCENTAGE) – STANDING OR PARTERRE TECHNIQUES.....	11
3. GR - ALL MATCHES / TOTAL POINTS IN % (PERCENTAGE) – 1. TECHNICAL POINTS, 2. OTHER POINTS.....	12
4. GR - ALL MATCHES / TOTAL TECHNICAL POINTS - OTHER POINTS AND % (PERCENTAGE).....	12
5. GR – ALL MATCHES / WQ/min (total points per minute).....	12
II - WEIGHT CATEGORY /GR,	13
6. GR - WEIGHT CATEGORY / TOTAL POINTS PER CATEGORY - TECHNICAL POINTS AND % (PERCENTAGE).....	13
LIGHT CATEGORY.....	13
MIDDLE CATEGORY	14
HEAVY WEIGHT CATEGORY	15
7. GR - WEIGHT CATEGORY / REVIEW - TOTAL % (PERCENTAGE) ALL MATCHES – STANDING AND PARTERRE TECHNICAL.....	15
8. GR - WEIGHT CATEGORY / DIFFERENCE – % (PERCENTAGE) OF STANDING AND PARTERRE TECHNICAL	16
9. GR - WEIGHT CATEGORY / TOTAL POINTS PER CATEGORY AND % (PERCENTAGE)– 1. TECHNICAL POINTS, 2. OTHER POINTS.....	17
LIGHT CATEGORY.....	17
MIDDLE CATEGORY	18
HEAVY WEIGHT CATEGORY	19
10. GR - WEIGHT CATEGORY / REVIEW - TECHNICAL POINTS/OTHER POINTS (BY CATEGORY)	19
11. GR - WEIGHT CATEGORY / DIFFERENCE – TECHNICAL POINTS/OTHER POINTS (BY CATEGORY).....	20
12. GR - WQ/min (total points per minute) PER WEIGHT CATEGORY	20
III – NATIONAL TEAMS /GR	21
13. GR - NATIONAL TEAMS GENERAL DATA / IN NUMBER	21
14. GR - NATIONAL TEAMS GENERAL DATA / IN PERCENTAGE (%)	22
15. GR - NATIONAL TEAM - STATISTICS IN ALL MATCHES / WIN POINTS STANDING POSITION AND PARTERRE POSITION.....	27
16. GR - NATIONAL TEAM - STATISTICS IN ALL MATCHES / LOST POINTS STANDING POSITION AND PARTERRE POSITION.....	28
17. GR - NATIONAL TEAM - STATISTICS IN ALL MATCHES / WIN TECHNICAL POINTS AND OTHER POINTS	29
18. GR - NATIONAL TEAM - STATISTICS IN ALL MATCHES / LOST TECHNICAL POINTS AND OTHER POINTS	30
IV – MEDAL MATCHES (I-II; III-V) /GR	31
19. GR - MEDAL MATCHES (I-II; III-V) TOTAL POINTS AND % (PERCENTAGE)	31
20. GR - REVIEW / MEDAL MATCHES (I-II; III-V) POINTS % (PERCENTAGE) – STANDING AND PARTERRE TECHNICAL.....	32
21. GR - MEDAL MATCHES (I-II; III-V) / TOTAL TECHNICAL POINTS AND OTHER POINTS	32
22. GR - REVIEW / MEDAL MATCHES (I-II; III-V) TECHNICAL POINTS AND OTHER POINTS IN % (PERCENTAGE).....	33
23. GR - WQ/min (total points per minute) PER MEDAL MATCHES (I-II; III-V).....	33

V – ALL WINNERS WRESTLERS /GR.....	34
24. GR – ALL MATCHES WINNERS / TOTAL POINTS AND % (PERCENTAGE) IN ALL MATCHES WINNERS	34
25. GR - REVIEW / ALL MATCHES WINNERS: TOTAL POINTS AND % (PERCENTAGE) – STANDING AND PARTERRE TECHNICAL IN ALL MATCHES WINNERS	35
26. GR - ALL MATCHES WINNERS / TOTAL TECHNICAL POINTS AND OTHER POINTS IN ALL MATCHES WINNERS	35
27. GR - REVIEW / ALL MATCHES WINNERS: TOTAL TECHNICAL POINTS AND OTHER POINTS IN ALL MATCHES WINNERS	36
28. GR - WQ/min (total points per minute): ALL MATCHES WINNERS	36
VI – RANKING LIST - MOST SUCCESSFUL WRESTLERS CHAMPIONSHIP / GR	37
29. GR – ALL WINNERS WRESTLERS PER CATEGORY - WIN POINTS.....	37
30. GR – ALL WINNERS WRESTLERS PER CATEGORY - LOST POINTS.....	38
31. GR – MOST SUCCESSFUL WRESTLER (INDEX – MSW)	39
VII – REVIEW BY THREE BASIC VARIABLE AND THREE TYPES OF ANALYSIS / GR.....	40
32. GR - REVIEW POINTS STANDING AND PARTERRE: 1. ALL MATCHES, 2. FINAL MATCHES I-II AND III-V, 3. ALL MATCHES WINNERS	40
33. GR - REVIEW TECHNICAL POINTS - OTHER POINTS: ALL MATCHES, 2. FINAL MATCHES I-II AND III-V, 3. ALL MATCHES WINNERS	41
34. GR - REVIEW WQ/min (total points per minute): ALL MATCHES, 2. FINAL MATCHES I-II AND III-V, 3. ALL MATCHES WINNERS	42

FREE STYLE	43
I – GENERAL DATA /FS,	44
1. FS - ALL MATCHES / TOTAL POINTS PER TECHNICAL AND % (PERCENTAGE).....	44
2. FS - ALL MATCHES / TOTAL POINTS AND % (PERCENTAGE) – STANDING OR PARTERRE TECHNIQUES.....	44
3. FS - ALL MATCHES / TOTAL POINTS IN % (PERCENTAGE) – 1. TECHNICAL POINTS, 2. OTHER POINTS.....	45
4. FS - ALL MATCHES / TOTAL TECHNICAL POINTS - OTHER POINTS AND % (PERCENTAGE).....	45
5. FS – ALL MATCHES / WQ/min (total points per minute).....	45
II - WEIGHT CATEGORY /FS,	46
6. FS - WEIGHT CATEGORY / TOTAL POINTS PER CATEGORY - TECHNICAL POINTS AND % (PERCENTAGE).....	46
LIGHT CATEGORY.....	46
MIDDLE CATEGORY	47
HEAVYWEIGHT CATEGORY.....	48
7. FS - WEIGHT CATEGORY / REVIEW - TOTAL % (PERCENTAGE) ALL MATCHES – STANDING AND PARTERRE TECHNICAL.....	49
8. FS - WEIGHT CATEGORY / DIFFERENCE – % (PERCENTAGE) OF STANDING AND PARTERRE TECHNICAL	49
9. FS - WEIGHT CATEGORY/TOTAL POINTS PER CATEGORY AND % (PERCENTAGE)–1. TECHNICAL POINTS, 2. OTHER POINTS	50
LIGHT CATEGORY.....	50
MIDDLE CATEGORY	51
HEAVY WEIGHT CATEGORY	52
10. FS - WEIGHT CATEGORY / REVIEW - TECHNICAL POINTS/OTHER POINTS (BY CATEGORY)	53
11. FS - WEIGHT CATEGORY / DIFFERENCE – TECHNICAL POINTS/OTHER POINTS (BY CATEGORY).....	53
12. FS - WQ/min (total points per minute) PER WEIGHT CATEGORY	54
III – NATIONAL TEAMS /FS	55
13. FS - NATIONAL TEAMS GENERAL DATA / IN NUMBER	55
14. FS - NATIONAL TEAMS GENERAL DATA / IN PERCENTAGE (%)	56
15. FS - NATIONAL TEAM - STATISTICS IN ALL MATCHES / WIN POINTS STANDING POSITION AND PARTERRE POSITION.....	61
16. FS - NATIONAL TEAM - STATISTICS IN ALL MATCHES / LOST POINTS STANDING POSITION AND PARTERRE POSITION.....	62
17. FS - NATIONAL TEAM - STATISTICS IN ALL MATCHES / WIN TECHNICAL POINTS AND OTHER POINTS	63
18. FS - NATIONAL TEAM - STATISTICS IN ALL MATCHES / LOST TECHNICAL POINTS AND OTHER POINTS	64
IV – MEDAL MATCHES (I-II; III-V) /FS	65
19. FS - MEDAL MATCHES (I-II; III-V) TOTAL POINTS AND % (PERCENTAGE)	65
20. FS - REVIEW / MEDAL MATCHES (I-II; III-V) POINTS AND % (PERCENTAGE) – STANDING AND PARTERRE TECHNICAL.....	66
21. FS - MEDAL MATCHES (I-II; III-V) / TOTAL TECHNICAL POINTS AND OTHER POINTS	66
22. FS - REVIEW / MEDAL MATCHES (I-II; III-V) TECHNICAL POINTS AND OTHER POINTS IN % (PERCENTAGE).....	67
23. FS - WQ/min (total points per minute) PER MEDAL MATCHES (I-II; III-V).....	67
V – ALL WINNERS WRESTLERS /FS	68
24. FS – ALL MATCHES WINNERS / TOTAL POINTS AND % (PERCENTAGE) IN ALL MATCHES WINNER	68

25. FS - REVIEW / ALL MATCHES WINNERS: TOTAL POINTS AND % (PERCENTAGE) – STANDING AND PARTERRE TECHNICAL IN ALL MATCHES WINNERS	69
26. FS - ALL MATCHES WINNERS / TOTAL TECHNICAL POINTS AND OTHER POINTS IN ALL MATCHES WINNERS	69
27. FS - REVIEW / ALL MATCHES WINNERS: TOTAL TECHNICAL POINTS AND OTHER POINTS IN ALL MATCHES WINNERS	70
28. FS - WQ/min (total points per minute): ALL MATCHES WINNERS	70
VI – RANKING LIST - MOST SUCCESSFUL WRESTLERS CHAMPIONSHIP /FS	71
29. FS – ALL WINNERS WRESTLERS PER CATEGORY - WIN POINTS.....	71
30. FS – ALL WINNERS WRESTLERS PER CATEGORY - LOST POINTS.....	72
31. FS – MOST SUCCESSFUL WRESTLER (INDEX – MSW)	73
VII – REVIEW BY THREE BASIC VARIABLE AND THREE TYPES OF ANALYSIS / WW	74
32. FS - REVIEW POINTS STANDING AND PARTERRE: 1. ALL MATCHES, 2. FINAL MATCHES I-II AND III-V, 3. ALL MATCHES WINNERS	74
33. FS - REVIEW TECHNICAL POINTS - OTHER POINTS: ALL MATCHES, 2. FINAL MATCHES I-II AND III-V, 3. ALL MATCHES WINNERS	75
34. FS - REVIEW WQ/min (total points per minute): ALL MATCHES, 2. FINAL MATCHES I-II AND III-V, 3. ALL MATCHES WINNERS	76

WOMEN WRESTLING	77
I – GENERAL DATA /WW,	78
1. WW - ALL MATCHES / TOTAL POINTS PER TECHNICAL AND % (PERCENTAGE)	78
2. WW - ALL MATCHES / TOTAL POINTS AND % (PERCENTAGE) – STANDING OR PARTERRE TECHNIQUES	78
3. WW - ALL MATCHES / TOTAL POINTS IN % (PERCENTAGE) – 1. TECHNICAL POINTS, 2. OTHER POINTS	79
4. WW - ALL MATCHES / TOTAL TECHNICAL POINTS - OTHER POINTS AND % (PERCENTAGE)	79
5. WW – ALL MATCHES / WQ/min (total points per minute)	79
II - WEIGHT CATEGORY /WW,	80
6. WW - WEIGHT CATEGORY / TOTAL POINTS PER CATEGORY - TECHNICAL POINTS AND % (PERCENTAGE)	80
LIGHT CATEGORY.....	80
MIDDLE CATEGORY	81
HEAVY WEIGHT CATEGORY	82
7. WW - WEIGHT CATEGORY / REVIEW - TOTAL % (PERCENTAGE) ALL MATCHES – STANDING AND PARTERRE TECHNICAL	83
8. WW - WEIGHT CATEGORY / DIFFERENCE – % (PERCENTAGE) OF STANDING AND PARTERRE TECHNICAL.....	83
9. WW - WEIGHT CATEGORY / TOTAL POINTS PER CATEGORY AND % (PERCENTAGE)– 1. TECHNICAL POINTS, 2. OTHER POINTS.....	84
LIGHT CATEGORY.....	84
MIDDLE CATEGORY	85
HEAVY WEIGHT CATEGORY	86
10. WW - WEIGHT CATEGORY / REVIEW - TECHNICAL POINTS/OTHER POINTS (BY CATEGORY).....	87
11. WW - WEIGHT CATEGORY / DIFFERENCE – TECHNICAL POINTS/OTHER POINTS (BY CATEGORY)	87
12. WW - WQ/min (total points per minute) PER WEIGHT CATEGORY	88
III – NATIONAL TEAMS / WW	89
13. WW - NATIONAL TEAMS GENERAL DATA / IN NUMBER.....	89
14. WW - NATIONAL TEAMS GENERAL DATA / IN PERCENTAGE (%).....	90
15. WW - NATIONAL TEAM - STATISTICS IN ALL MATCHES / WIN POINTS STANDING POSITION AND PARTERRE POSITION	95
16. WW - NATIONAL TEAM - STATISTICS IN ALL MATCHES / LOST POINTS STANDING POSITION AND PARTERRE POSITION	96
17. WW - NATIONAL TEAM - STATISTICS IN ALL MATCHES / WIN TECHNICAL POINTS AND OTHER POINTS.....	97
18. WW - NATIONAL TEAM - STATISTICS IN ALL MATCHES / LOST TECHNICAL POINTS AND OTHER POINTS.....	98
IV – MEDAL MATCHES (I-II; III-V) /WW	99
19. WW - MEDAL MATCHES (I-II; III-V) TOTAL POINTS AND % (PERCENTAGE).....	99
20. WW - REVIEW / MEDAL MATCHES (I-II; III-V) POINTS % (PERCENTAGE) – STANDING AND PARTERRE TECHNICAL ..	100
21. WW - MEDAL MATCHES (I-II; III-V) / TOTAL TECHNICAL POINTS AND OTHER POINTS.....	100
22. WW - REVIEW / MEDAL MATCHES (I-II; III-V) TECHNICAL POINTS AND OTHER POINTS IN % (PERCENTAGE)	101
23. WW - WQ/min (total points per minute) PER MEDAL MATCHES (I-II; III-V) / ALL MATCHES	101
V – ALL WINNERS WRESTLERS /FS	102
24. WW – ALL MATCHES WINNERS / TOTAL POINTS AND % (PERCENTAGE) IN ALL MATCHES WINNERS.....	102

25. WW - REVIEW / ALL MATCHES WINNERS: TOTAL POINTS AND % (PERCENTAGE) – STANDING AND PARTERRE TECHNICAL IN ALL MATCHES WINNERS	103
26. WW - ALL MATCHES WINNERS / TOTAL TECHNICAL POINTS AND OTHER POINTS IN ALL MATCHES WINNERS	103
27. WW - REVIEW / ALL MATCHES WINNERS: TOTAL TECHNICAL POINTS AND OTHER POINTS IN ALL MATCHES WINNERS	104
28. WW - WQ/min (total points per minute): ALL MATCHES WINNERS.....	104
VI – RANKING LIST - MOST SUCCESSFUL WRESTLER CHAMPIONSHIP /WW	105
30. WW – ALL WINNERS WRESTLERS PER CATEGORY - LOST POINTS	106
31. WW – MOST SUCCESSFUL WRESTLER (INDEX – MSW).....	107
VII – REVIEW BY THREE BASIC VARIABLE AND THREE TYPES OF ANALYSIS / WW	108
32. WW - REVIEW POINTS STANDING AND PARTERRE: 1. ALL MATCHES, 2. FINAL MATCHES I-II AND III-V, 3. ALL MATCHES WINNERS	108
33. WW - REVIEW TECHNICAL POINTS - OTHER POINTS: ALL MATCHES, 2. FINAL MATCHES I-II AND III-V, 3. ALL MATCHES WINNERS	109
34. WW - REVIEW WQ/min (total points per minute): ALL MATCHES, 2. FINAL MATCHES I-II AND III-V, 3. ALL MATCHES WINNERS	110
A – REVIEW TIME OF MAKING POINTS (IN ALL MATCHES)	112
B – REVIEW OF THE RANKING WRESTLERS BY WRESTLING TECHNIQUES	114
GR STYLE / BEST WRESTLERS PER TECHNIQUES.....	114
FREE STYLE / BEST WRESTLERS PER TECHNIQUES	116
WOMEN WRESTLING / BEST WRESTLERS PER TECHNIQUES	118

GR - STYLE

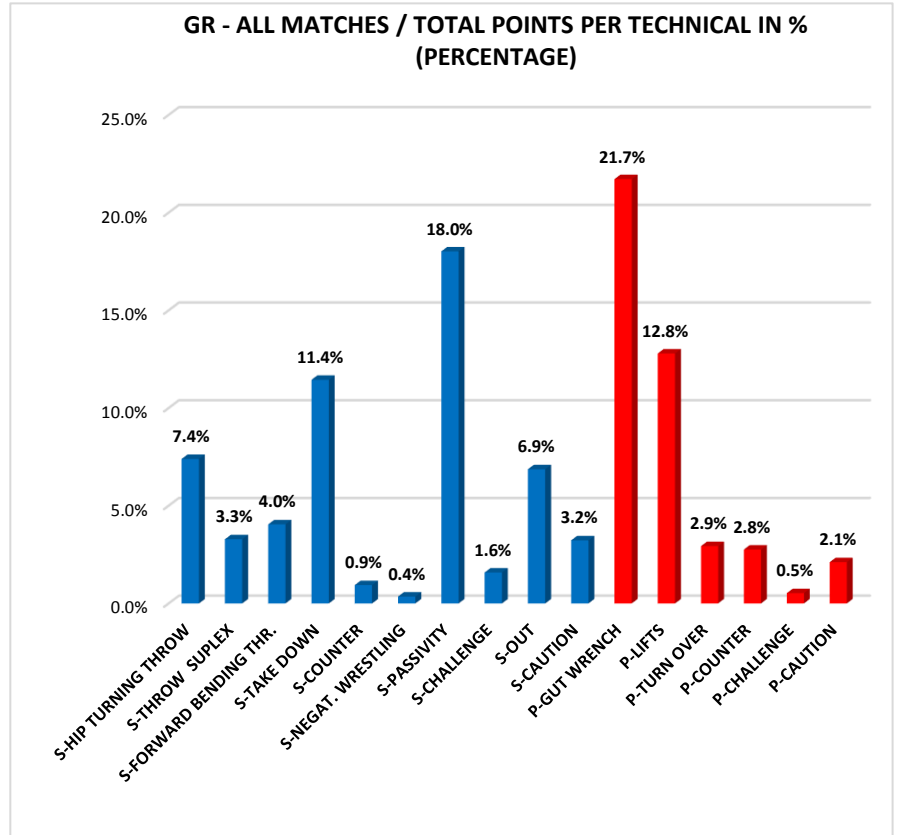
(10 – 42 pages)

I – GENERAL DATA /GR

1. GR - ALL MATCHES / TOTAL POINTS PER TECHNICAL AND % (PERCENTAGE)

Table -GR 1.

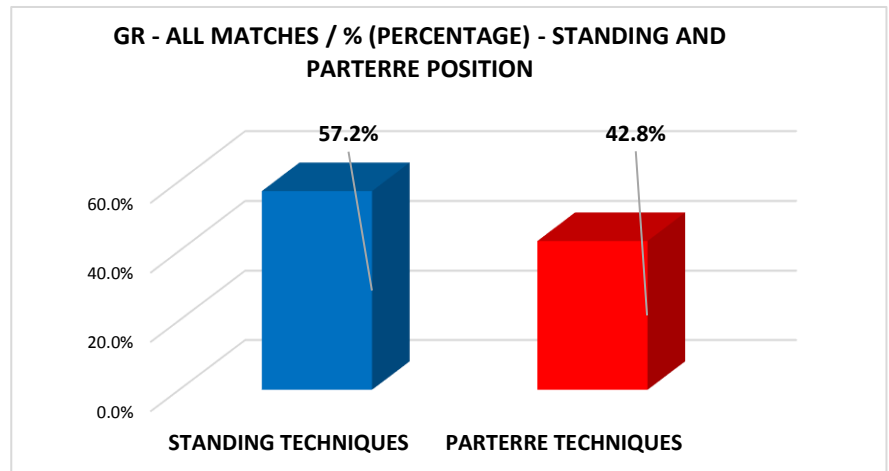
sn	WRESTLING TECHNIQUES	POINTS	%
STANDING POSITION			
1	S-HIP TURNING THROW	126	7,4%
2	S-THROW SUPLEX	56	3,3%
3	S-FORWARD BENDING THR.	69	4,0%
4	S-TAKE DOWN	195	11,4%
5	S-COUNTER	16	0,9%
6	S-NEGAT. WRESTLING	6	0,4%
7	S-PASSIVITY	307	18,0%
8	S-CHALLENGE	27	1,6%
9	S-OUT	117	6,9%
10	S-CAUTION	55	3,2%
TOTAL =		974	57,2%
PARTERRE POSITION			
1	P-GUT WRENCH	370	21,7%
2	P-LIFTS	218	12,8%
3	P-TURN OVER	50	2,9%
4	P-COUNTER	47	2,8%
5	P-CHALLENGE	9	0,5%
6	P-CAUTION	36	2,1%
TOTAL =		730	42,8%
ALL TOTAL =		1704	100,0%



2. GR - ALL MATCHES / TOTAL POINTS AND % (PERCENTAGE) – STANDING OR PARTERRE TECHNIQUES

Table GR - 2.

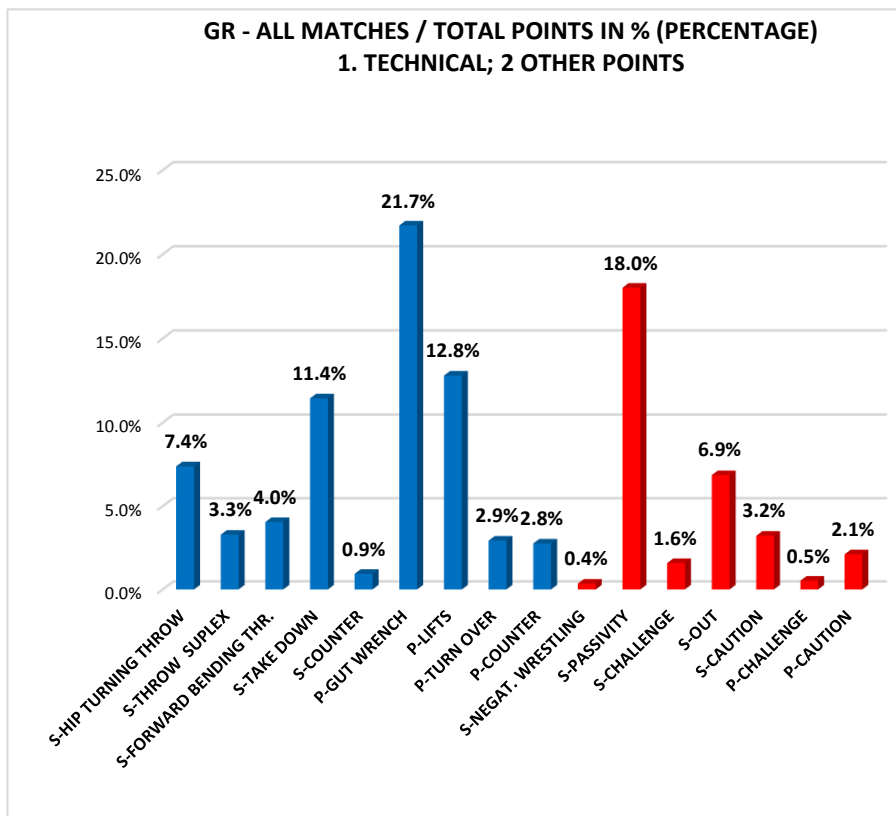
Sn.	POSITION	No. points	% points
1	STANDING TECHNIQUES	974	57,2%
2	PARTERRE TECHNIQUES	730	42,8%
TOTAL =		1.704	100.00 %



3. GR - ALL MATCHES / TOTAL POINTS IN % (PERCENTAGE) – 1. TECHNICAL POINTS, 2. OTHER POINTS

Table GR - 3.

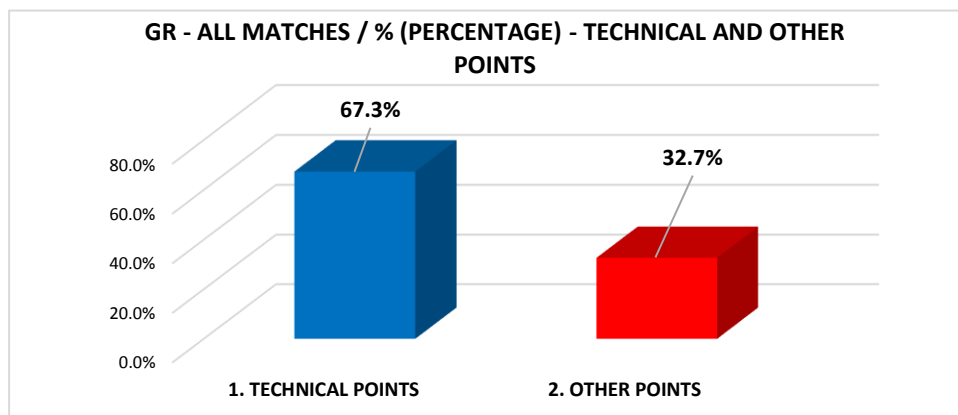
sn	WRESTLING TECHNIQUES	POINTS	%
1. TECHNICAL POINTS			
1	S-HIP TURNING THROW	126	7,4%
2	S-THROW SUPLEX	56	3,3%
3	S-FORWARD BENDING THR.	69	4,0%
4	S-TAKE DOWN	195	11,4%
5	S-COUNTER	16	0,9%
6	P-GUT WRENCH	370	21,7%
7	P-LIFTS	218	12,8%
8	P-TURN OVER	50	2,9%
9	P-COUNTER	47	2,8%
TOTAL =		1147	67,3%
2. OTHER POINTS			
1	S-NEGAT. WRESTLING	6	0,4%
2	S-PASSIVITY	307	18,0%
3	S-CHALLENGE	27	1,6%
4	S-OUT	117	6,9%
5	S-CAUTION	55	3,2%
6	P-CHALLENGE	9	0,5%
7	P-CAUTION	36	2,1%
TOTAL =		557	32,7%
ALL TOTAL =		1704	100,0%



4. GR - ALL MATCHES / TOTAL TECHNICAL POINTS - OTHER POINTS AND % (PERCENTAGE)

Table GR 4.

Sn.	TYPE OF POINTS	No. points	%
1	TECHNICAL POINTS	1147	67,3%
2	OTHER POINTS	557	32,7%
TOTAL =		1704	100,0%



5. GR – ALL MATCHES / WQ/min (total points per minute)

Table GR - 5.

WQ/min (total points per minute) for all matches =	1.57 points per minute
---	-------------------------------

II - WEIGHT CATEGORY /GR,

6. GR - WEIGHT CATEGORY / TOTAL POINTS PER CATEGORY - TECHNICAL POINTS AND % (PERCENTAGE)

LIGHT CATEGORY

Table GR 6.

GR / 55 kg			
Sn	WRESTLING TECHNIQUES	POINTS	%
STANDING POSITION			
1	S-HIP TURNING THROW	26	16,4%
2	S-THROW SUPLEX	0	0,0%
3	S-FORWARD BENDING THROW	8	5,0%
4	S-TAKE DOWN	27	17,0%
5	S-COUNTER	2	1,3%
6	S-NEGAT. WRESTLING	0	0,0%
7	S-PASIVITY	11	6,9%
8	S-CHALLENGE	2	1,3%
9	S-STEP OUT	19	11,9%
10	S-CAUTION	0	0,0%
TOTAL =		95	59,7%
PARTERRE POSITION			
1	P-GUT WRENCH	32	20,1%
2	P-LIFTS	27	17,0%
3	P-TURN OVER	2	1,3%
4	P-COUNTER	1	0,6%
5	P-CHALLENGE	0	0,0%
6	P-CAUTION	2	1,3%
TOTAL =		64	40,3%
ALL TOTAL =		159	100,0%
TIME =			65,55
WQ/min =			2,43

Table GR 7.

GR / 60 kg			
Sn	WRESTLING TECHNIQUES	POINTS	%
STANDING POSITION			
1	S-HIP TURNING THROW	10	6,8%
2	S-THROW SUPLEX	16	11,0%
3	S-FORWARD BENDING THROW	6	4,1%
4	S-TAKE DOWN	26	17,8%
5	S-COUNTER	2	1,4%
6	S-NEGAT. WRESTLING	2	1,4%
7	S-PASIVITY	23	15,8%
8	S-CHALLENGE	0	0,0%
9	S-STEP OUT	9	6,2%
10	S-CAUTION	6	4,1%
TOTAL =		100	68,5%
PARTERRE POSITION			
1	P-GUT WRENCH	22	15,1%
2	P-LIFTS	12	8,2%
3	P-TURN OVER	0	0,0%
4	P-COUNTER	6	4,1%
5	P-CHALLENGE	2	1,4%
6	P-CAUTION	4	2,7%
TOTAL =		46	31,5%
ALL TOTAL =		146	100,0%
TIME =			85,17
WQ/min =			1,71

Table GR 8.

GR / 63 kg			
Sn	WRESTLING TECHNIQUES	POINTS	%
STANDING POSITION			
1	S-HIP TURNING THROW	24	14,3%
2	S-THROW SUPLEX	6	3,6%
3	S-FORWARD BENDING THROW	0	0,0%
4	S-TAKE DOWN	16	9,5%
5	S-COUNTER	2	1,2%
6	S-NEGAT. WRESTLING	0	0,0%
7	S-PASIVITY	22	13,1%
8	S-CHALLENGE	4	2,4%
9	S-STEP OUT	5	3,0%
10	S-CAUTION	6	3,6%
TOTAL =		85	50,6%
PARTERRE POSITION			
1	P-GUT WRENCH	24	14,3%
2	P-LIFTS	20	11,9%
3	P-TURN OVER	28	16,7%
4	P-COUNTER	6	3,6%
5	P-CHALLENGE	1	0,6%
6	P-CAUTION	4	2,4%
TOTAL =		83	49,4%
ALL TOTAL =		168	100,0%
TIME =			83,09
WQ/min =			2,02

Table GR 9.

GR / 67 kg			
Sn	WRESTLING TECHNIQUES	POINTS	%
STANDING POSITION			
1	S-HIP TURNING THROW	18	9,9%
2	S-THROW SUPLEX	4	2,2%
3	S-FORWARD BENDING THROW	4	2,2%
4	S-TAKE DOWN	16	8,8%
5	S-COUNTER	0	0,0%
6	S-NEGAT. WRESTLING	0	0,0%
7	S-PASIVITY	45	24,7%
8	S-CHALLENGE	2	1,1%
9	S-STEP OUT	13	7,1%
10	S-CAUTION	2	1,1%
TOTAL =		104	57,1%
PARTERRE POSITION			
1	P-GUT WRENCH	18	9,9%
2	P-LIFTS	44	24,2%
3	P-TURN OVER	4	2,2%
4	P-COUNTER	3	1,6%
5	P-CHALLENGE	1	0,5%
6	P-CAUTION	8	4,4%
TOTAL =		78	42,9%
ALL TOTAL =		182	100,0%
TIME =			140,05
WQ/min =			1,30

MIDDLE CATEGORY

Table GR 10.

GR / 72 kg			
Sn	WRESTLING TECHNIQUES	POINTS	%
STANDING POSITION			
1	S-HIP TURNING THROW	14	6,5%
2	S-THROW SUPLEX	2	0,9%
3	S-FORWARD BENDING THROW	4	1,8%
4	S-TAKE DOWN	18	8,3%
5	S-COUNTER	0	0,0%
6	S-NEGAT. WRESTLING	4	1,8%
7	S-PASIVITY	35	16,1%
8	S-CHALLENGE	2	0,9%
9	S-STEP OUT	16	7,4%
10	S-CAUTION	8	3,7%
TOTAL =		103	47,5%
PARTERRE POSITION			
1	P-GUT WRENCH	50	23,0%
2	P-LIFTS	50	23,0%
3	P-TURN OVER	0	0,0%
4	P-COUNTER	7	3,2%
5	P-CHALLENGE	1	0,5%
6	P-CAUTION	6	2,8%
TOTAL =		114	52,5%
ALL TOTAL =		217	100,0%
TIME =		115,55	
WQ/min =		1,88	

Table GR 11.

GR / 77 kg			
Sn	WRESTLING TECHNIQUES	POINTS	%
STANDING POSITION			
1	S-HIP TURNING THROW	6	2,6%
2	S-THROW SUPLEX	12	5,1%
3	S-FORWARD BENDING THROW	26	11,1%
4	S-TAKE DOWN	18	7,7%
5	S-COUNTER	0	0,0%
6	S-NEGAT. WRESTLING	0	0,0%
7	S-PASIVITY	50	21,3%
8	S-CHALLENGE	2	0,9%
9	S-STEP OUT	13	5,5%
10	S-CAUTION	7	3,0%
TOTAL =		134	57,0%
PARTERRE POSITION			
1	P-GUT WRENCH	44	18,7%
2	P-LIFTS	35	14,9%
3	P-TURN OVER	12	5,1%
4	P-COUNTER	7	3,0%
5	P-CHALLENGE	1	0,4%
6	P-CAUTION	2	0,9%
TOTAL =		101	43%
ALL TOTAL =		235	100,0%
TIME =		176,06	
WQ/min =		1,33	

Table GR 12.

GR / 82 kg			
Sn	WRESTLING TECHNIQUES	POINTS	%
STANDING POSITION			
1	S-HIP TURNING THROW	14	7,6%
2	S-THROW SUPLEX	6	3,3%
3	S-FORWARD BENDING THROW	4	2,2%
4	S-TAKE DOWN	32	17,4%
5	S-COUNTER	6	3,3%
6	S-NEGAT. WRESTLING	0	0,0%
7	S-PASIVITY	37	20,1%
8	S-CHALLENGE	5	2,7%
9	S-STEP OUT	17	9,2%
10	S-CAUTION	6	3,3%
TOTAL =		127	69,0%
PARTERRE POSITION			
1	P-GUT WRENCH	42	22,8%
2	P-LIFTS	8	4,3%
3	P-TURN OVER	2	1,1%
4	P-COUNTER	1	0,5%
5	P-CHALLENGE	0	0,0%
6	P-CAUTION	4	2,2%
TOTAL =		57	31,0%
ALL TOTAL =		184	100,0%
TIME =		130,47	
WQ/min =		1,41	

Table GR 13

GR / 87 kg			
Sn	WRESTLING TECHNIQUES	POINTS	%
STANDING POSITION			
1	S-HIP TURNING THROW	8	5,3%
2	S-THROW SUPLEX	6	4,0%
3	S-FORWARD BENDING THROW	7	4,7%
4	S-TAKE DOWN	20	13,3%
5	S-COUNTER	4	2,7%
6	S-NEGAT. WRESTLING	0	0,0%
7	S-PASIVITY	29	19,3%
8	S-CHALLENGE	5	3,3%
9	S-STEP OUT	11	7,3%
10	S-CAUTION	5	3,3%
TOTAL =		95	63,3%
PARTERRE POSITION			
1	P-GUT WRENCH	40	26,7%
2	P-LIFTS	6	4,0%
3	P-TURN OVER	0	0,0%
4	P-COUNTER	4	2,7%
5	P-CHALLENGE	1	0,7%
6	P-CAUTION	4	2,7%
TOTAL =		55	36,7%
ALL TOTAL =		150	100,0%
TIME =		113,65	
WQ/min =		1,32	

HEAVY WEIGHT CATEGORY

Table GR 14.

Table GR 15.

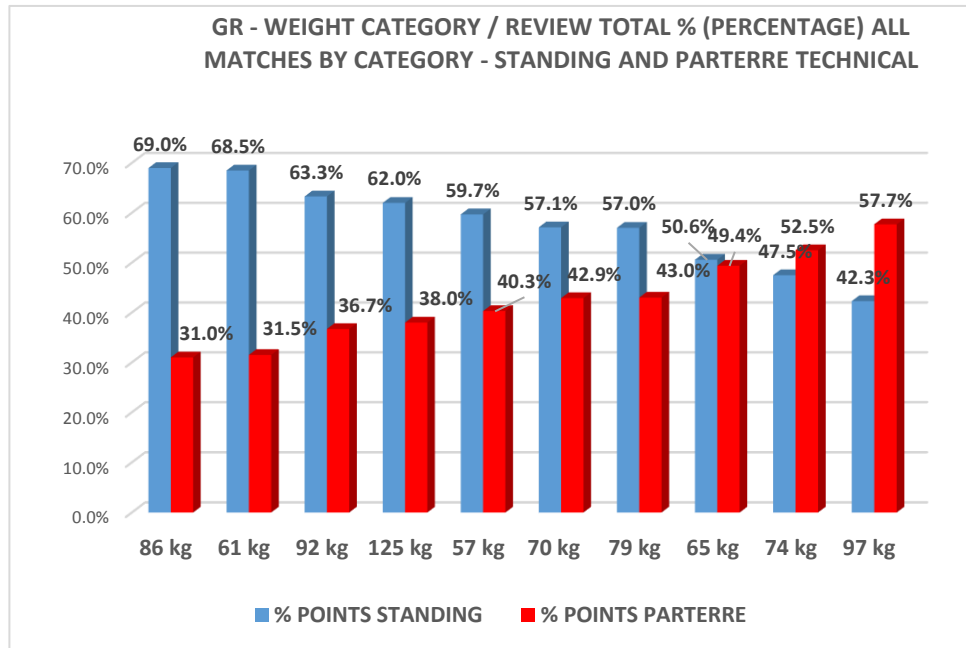
GR / 97 kg			
Sn	WRESTLING TECHNIQUES	POINTS	%
STANDING POSITION			
1	S-HIP TURNING THROW	2	1,2%
2	S-THROW SUPLEX	4	2,5%
3	S-FORWARD BENDING THROW	10	6,1%
4	S-TAKE DOWN	12	7,4%
5	S-COUNTER	0	0,0%
6	S-NEGAT. WRESTLING	0	0,0%
7	S-PASIVITY	27	16,6%
8	S-CHALLENGE	2	1,2%
9	S-STEP OUT	4	2,5%
10	S-CAUTION	8	4,9%
TOTAL =		69	42,3%
PARTERRE POSITION			
1	P-GUT WRENCH	68	41,7%
2	P-LIFTS	12	7,4%
3	P-TURN OVER	2	1,2%
4	P-COUNTER	8	4,9%
5	P-CHALLENGE	2	1,2%
6	P-CAUTION	2	1,2%
TOTAL =		94	57,7%
ALL TOTAL =		163	100,0%
TIME =			87,06
WQ/min =			1,88

GR / 130 kg			
Sn	WRESTLING TECHNIQUES	POINTS	%
STANDING POSITION			
1	S-HIP TURNING THROW	4	4,0%
2	S-THROW SUPLEX	0	0,0%
3	S-FORWARD BENDING THROW	0	0,0%
4	S-TAKE DOWN	10	10,0%
5	S-COUNTER	0	0,0%
6	S-NEGAT. WRESTLING	0	0,0%
7	S-PASIVITY	28	28,0%
8	S-CHALLENGE	3	3,0%
9	S-STEP OUT	10	10,0%
10	S-CAUTION	7	7,0%
TOTAL =		62	62,0%
PARTERRE POSITION			
1	P-GUT WRENCH	30	30,0%
2	P-LIFTS	4	4,0%
3	P-TURN OVER	0	0,0%
4	P-COUNTER	4	4,0%
5	P-CHALLENGE	0	0,0%
6	P-CAUTION	0	0,0%
TOTAL =		38	38,0%
ALL TOTAL =		100	100,0%
TIME =			92,05
WQ/min =			1,09

7. GR - WEIGHT CATEGORY / REVIEW - TOTAL % (PERCENTAGE) ALL MATCHES – STANDING AND PARTERRE TECHNICAL

Table GR 16

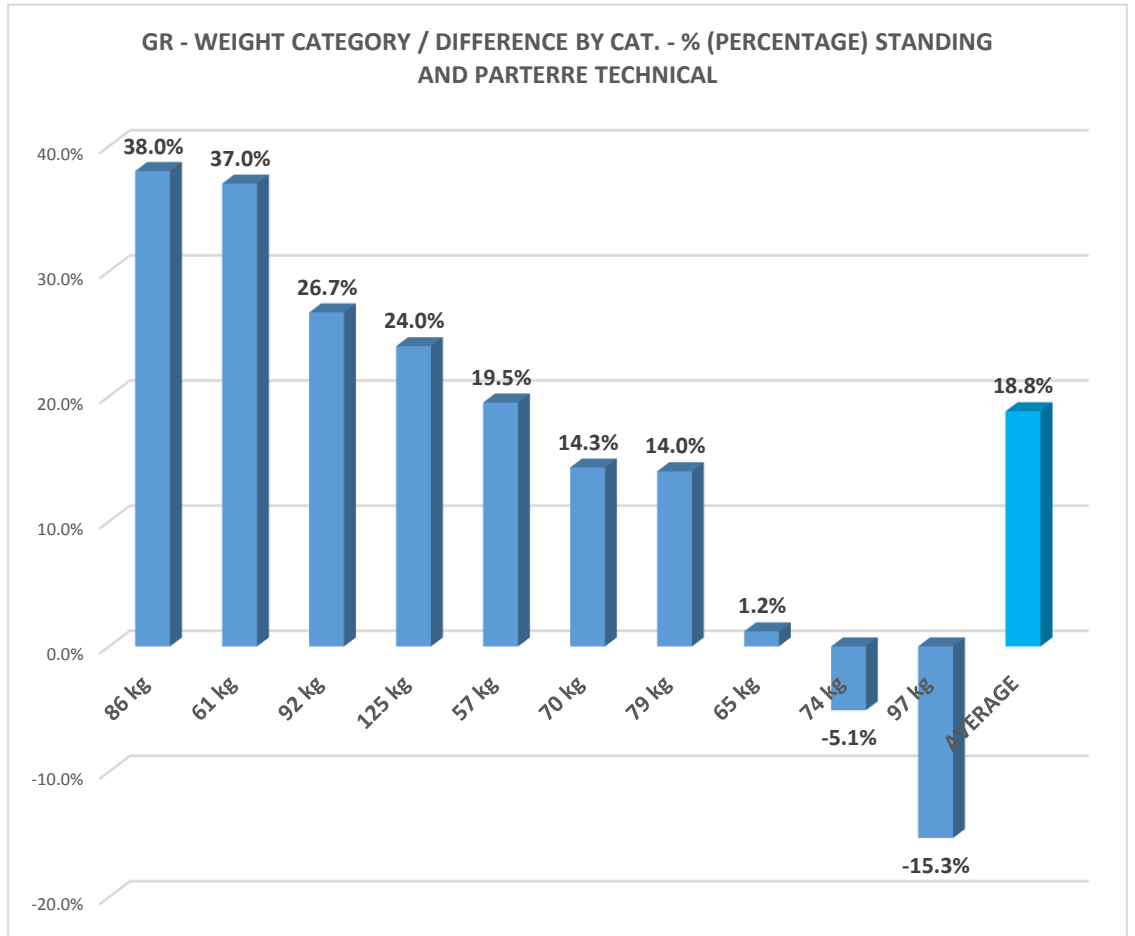
sn	CAT	% POINTS STANDING	% POINTS PARTERRE
1	86 kg	69,0%	31,0%
2	61 kg	68,5%	31,5%
3	92 kg	63,3%	36,7%
4	125 kg	62,0%	38,0%
5	57 kg	59,7%	40,3%
6	70 kg	57,1%	42,9%
7	79 kg	57,0%	43,0%
8	65 kg	50,6%	49,4%
9	74 kg	47,5%	52,5%
10	97 kg	42,3%	57,7%



8. GR - WEIGHT CATEGORY / DIFFERENCE – % (PERCENTAGE) OF STANDING AND PARTERRE TECHNICAL

Table GR - 17.

sn	cat	DIFFERENCE
1	86 kg	38,0%
2	61 kg	37,0%
3	92 kg	26,7%
4	125 kg	24,0%
5	57 kg	19,5%
6	70 kg	14,3%
7	79 kg	14,0%
8	65 kg	1,2%
9	74 kg	-5,1%
10	97 kg	-15,3%
AVERAGE		18,8%



9. GR - WEIGHT CATEGORY / TOTAL POINTS PER CATEGORY AND % (PERCENTAGE)– 1. TECHNICAL POINTS, 2. OTHER POINTS

LIGHT CATEGORY

Table GR - 18.

GR / 55 kg			
Sn	WRESTLING TECHNIQUES	POINTS	%
1. TECHNICAL POINTS			
1	S-HIP TURNING THROW	26	16,4%
2	S-THROW SUPLEX	0	0,0%
3	S-FORWARD BENDING THROW	8	5,0%
4	S-TAKE DOWN	27	17,0%
5	S-COUNTER	2	1,3%
6	P-GUT WRENCH	32	20,1%
7	P-LIFTS	27	17,0%
8	P-TURN OVER	2	1,3%
9	P-COUNTER	1	0,6%
TOTAL =		125	78,6%
2. OTHER POINTS			
1	S-NEGAT. WRESTLING	0	0,0%
2	S-PASIVITY	11	6,9%
3	S-CHALLENGE	2	1,3%
4	S-STEP OUT	19	11,9%
5	S-CAUTION	0	0,0%
6	P-CHALLENGE	0	0,0%
7	P-CAUTION	2	1,3%
TOTAL =		34	21,4%
ALL TOTAL =		159	100,0%

Table GR - 19.

GR / 60 kg			
Sn	WRESTLING TECHNIQUES	POINTS	%
1. TECHNICAL POINTS			
1	S-HIP TURNING THROW	10	6,8%
2	S-THROW SUPLEX	16	11,0%
3	S-FORWARD BENDING THROW	6	4,1%
4	S-TAKE DOWN	26	17,8%
5	S-COUNTER	2	1,4%
6	P-GUT WRENCH	22	15,1%
7	P-LIFTS	12	8,2%
8	P-TURN OVER	0	0,0%
9	P-COUNTER	6	4,1%
TOTAL =		100	68,5%
2. OTHER POINTS			
1	S-NEGAT. WRESTLING	2	1,4%
2	S-PASIVITY	23	15,8%
3	S-CHALLENGE	0	0,0%
4	S-STEP OUT	9	6,2%
5	S-CAUTION	6	4,1%
6	P-CHALLENGE	2	1,4%
7	P-CAUTION	4	2,7%
TOTAL =		46	31,5%
ALL TOTAL =		146	100,0%

Table GR - 20.

GR / 63 kg			
Sn	WRESTLING TECHNIQUES	POINTS	%
1. TECHNICAL POINTS			
1	S-HIP TURNING THROW	24	14,3%
2	S-THROW SUPLEX	6	3,6%
3	S-FORWARD BENDING THROW	0	0,0%
4	S-TAKE DOWN	16	9,5%
5	S-COUNTER	2	1,2%
6	P-GUT WRENCH	24	14,3%
7	P-LIFTS	20	11,9%
8	P-TURN OVER	28	16,7%
9	P-COUNTER	6	3,6%
TOTAL =		126	75,0%
2. OTHER POINTS			
1	S-NEGAT. WRESTLING	0	0,0%
2	S-PASIVITY	22	13,1%
3	S-CHALLENGE	4	2,4%
4	S-STEP OUT	5	3,0%
5	S-CAUTION	6	3,6%
6	P-CHALLENGE	1	0,6%
7	P-CAUTION	4	2,4%
TOTAL =		42	25,0%
ALL TOTAL =		168	100,0%

Table GR - 21.

GR / 67kg			
Sn	WRESTLING TECHNIQUES	POINTS	%
1. TECHNICAL POINTS			
1	S-HIP TURNING THROW	18	9,9%
2	S-THROW SUPLEX	4	2,2%
3	S-FORWARD BENDING THROW	4	2,2%
4	S-TAKE DOWN	16	8,8%
5	S-COUNTER	0	0,0%
6	P-GUT WRENCH	18	9,9%
7	P-LIFTS	44	24,2%
8	P-TURN OVER	4	2,2%
9	P-COUNTER	3	1,6%
TOTAL =		111	61,0%
2. OTHER POINTS			
1	S-NEGAT. WRESTLING	0	0,0%
2	S-PASIVITY	45	24,7%
3	S-CHALLENGE	2	1,1%
4	S-STEP OUT	13	7,1%
5	S-CAUTION	2	1,1%
6	P-CHALLENGE	1	0,5%
7	P-CAUTION	8	4,4%
TOTAL =		71	39,0%
ALL TOTAL =		182	100,0%

Table GR - 22.

GR / 72kg			
Sn	WRESTLING TECHNIQUES	POINTS	%
1. TECHNICAL POINTS			
1	S-HIP TURNING THROW	14	6,5%
2	S-THROW SUPLEX	2	0,9%
3	S-FORWARD BENDING THROW	4	1,8%
4	S-TAKE DOWN	18	8,3%
5	S-COUNTER	0	0,0%
6	P-GUT WRENCH	50	23,0%
7	P-LIFTS	50	23,0%
8	P-TURN OVER	0	0,0%
9	P-COUNTER	7	3,2%
TOTAL =		145	66,8%
2. OTHER POINTS			
1	S-NEGAT. WRESTLING	4	1,8%
2	S-PASIVITY	35	16,1%
3	S-CHALLENGE	2	0,9%
4	S-STEP OUT	16	7,4%
5	S-CAUTION	8	3,7%
6	P-CHALLENGE	1	0,5%
7	P-CAUTION	6	2,8%
TOTAL =		72	33,2%
ALL TOTAL =		217	100,0%

Table GR - 23.

GR / 77kg			
Sn	WRESTLING TECHNIQUES	POINTS	%
1. TECHNICAL POINTS			
1	S-HIP TURNING THROW	6	2,6%
2	S-THROW SUPLEX	12	5,1%
3	S-FORWARD BENDING THROW	26	11,1%
4	S-TAKE DOWN	18	7,7%
5	S-COUNTER	0	0,0%
6	P-GUT WRENCH	44	18,7%
7	P-LIFTS	35	14,9%
8	P-TURN OVER	12	5,1%
9	P-COUNTER	7	3,0%
TOTAL =		160	68,1%
2. OTHER POINTS			
1	S-NEGAT. WRESTLING	0	0,0%
2	S-PASIVITY	50	21,3%
3	S-CHALLENGE	2	0,9%
4	S-STEP OUT	13	5,5%
5	S-CAUTION	7	3,0%
6	P-CHALLENGE	1	0,4%
7	P-CAUTION	2	0,9%
TOTAL =		75	31,9%
ALL TOTAL =		235	100,0%

Table GR - 24.

GR / 82 kg			
Sn	WRESTLING TECHNIQUES	POINTS	%
1. TECHNICAL POINTS			
1	S-HIP TURNING THROW	14	7,6%
2	S-THROW SUPLEX	6	3,3%
3	S-FORWARD BENDING THROW	4	2,2%
4	S-TAKE DOWN	32	17,4%
5	S-COUNTER	6	3,3%
6	P-GUT WRENCH	42	22,8%
7	P-LIFTS	8	4,3%
8	P-TURN OVER	2	1,1%
9	P-COUNTER	1	0,5%
TOTAL =		115	62,5%
2. OTHER POINTS			
1	S-NEGAT. WRESTLING	0	0,0%
2	S-PASIVITY	37	20,1%
3	S-CHALLENGE	5	2,7%
4	S-STEP OUT	17	9,2%
5	S-CAUTION	6	3,3%
6	P-CHALLENGE	0	0,0%
7	P-CAUTION	4	2,2%
TOTAL =		69	37,5%
ALL TOTAL =		184	100%

Table GR - 25.

GR / 87 kg			
Sn	WRESTLING TECHNIQUES	POINTS	%
1. TECHNICAL POINTS			
1	S-HIP TURNING THROW	8	5,3%
2	S-THROW SUPLEX	6	4,0%
3	S-FORWARD BENDING THROW	7	4,7%
4	S-TAKE DOWN	20	13,3%
5	S-COUNTER	4	2,7%
6	P-GUT WRENCH	40	26,7%
7	P-LIFTS	6	4,0%
8	P-TURN OVER	0	0,0%
9	P-COUNTER	4	2,7%
TOTAL =		95	63,3%
2. OTHER POINTS			
1	S-NEGAT. WRESTLING	0	0,0%
2	S-PASIVITY	29	19,3%
3	S-CHALLENGE	5	3,3%
4	S-STEP OUT	11	7,3%
5	S-CAUTION	5	3,3%
6	P-CHALLENGE	1	0,7%
7	P-CAUTION	4	2,7%
TOTAL =		55	36,7%
ALL TOTAL =		150	100,0%

HEAVY WEIGHT CATEGORY

Table GR - 26.

GR / 97 kg			
Sn	WRESTLING TECHNIQUES	POINTS	%
1. TECHNICAL POINTS			
1	S-HIP TURNING THROW	2	1,2%
2	S-THROW SUPLEX	4	2,5%
3	S-FORWARD BENDING THROW	10	6,1%
4	S-TAKE DOWN	12	7,4%
5	S-COUNTER	0	0,0%
6	P-GUT WRENCH	68	41,7%
7	P-LIFTS	12	7,4%
8	P-TURN OVER	2	1,2%
9	P-COUNTER	8	4,9%
TOTAL =		118	72,4%
2. OTHER POINTS			
1	S-NEGAT. WRESTLING	0	0,0%
2	S-PASIVITY	27	16,6%
3	S-CHALLENGE	2	1,2%
4	S-STEP OUT	4	2,5%
5	S-CAUTION	8	4,9%
6	P-CHALLENGE	2	1,2%
7	P-CAUTION	2	1,2%
TOTAL =		45	27,6%
ALL TOTAL =		163	100,0%

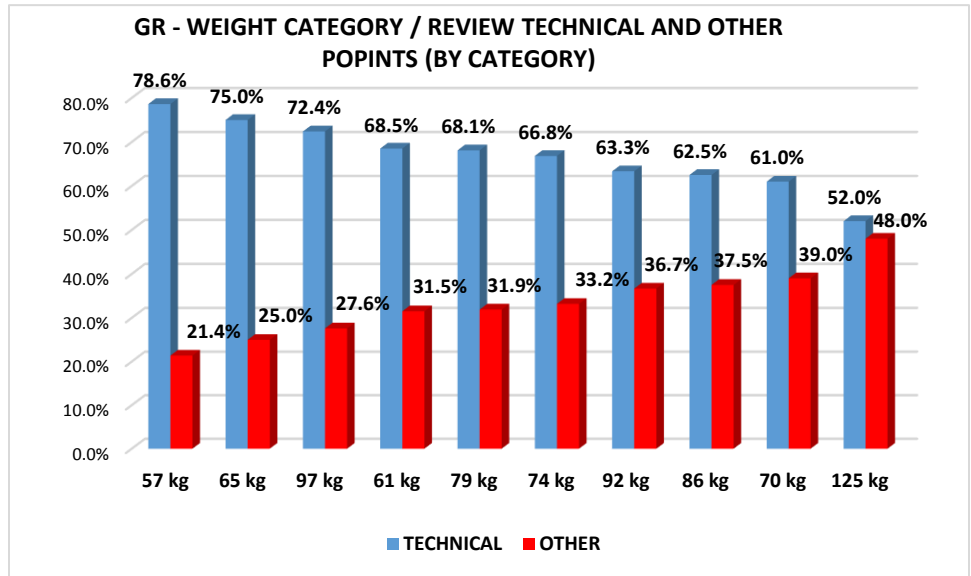
Table GR - 27.

GR / 130 kg			
Sn	WRESTLING TECHNIQUES	POINTS	%
1. TECHNICAL POINTS			
1	S-HIP TURNING THROW	4	4,00%
2	S-THROW SUPLEX	0	0,0%
3	S-FORWARD BENDING THROW	0	0,0%
4	S-TAKE DOWN	10	10,0%
5	S-COUNTER	0	0,0%
6	P-GUT WRENCH	30	30,0%
7	P-LIFTS	4	4,0%
8	P-TURN OVER	0	0,0%
9	P-COUNTER	4	4,0%
TOTAL =		52	52,0%
2. OTHER POINTS			
1	S-NEGAT. WRESTLING	0	0,0%
2	S-PASIVITY	28	28,0%
3	S-CHALLENGE	3	3,0%
4	S-STEP OUT	10	6,1%
5	S-CAUTION	7	7,0%
6	P-CHALLENGE	0	0,0%
7	P-CAUTION	0	0,0%
TOTAL =		48	48,0%
ALL TOTAL =		100	100,0%

10. GR - WEIGHT CATEGORY / REVIEW - TECHNICAL POINTS/OTHER POINTS (BY CATEGORY)

Table GR - 28.

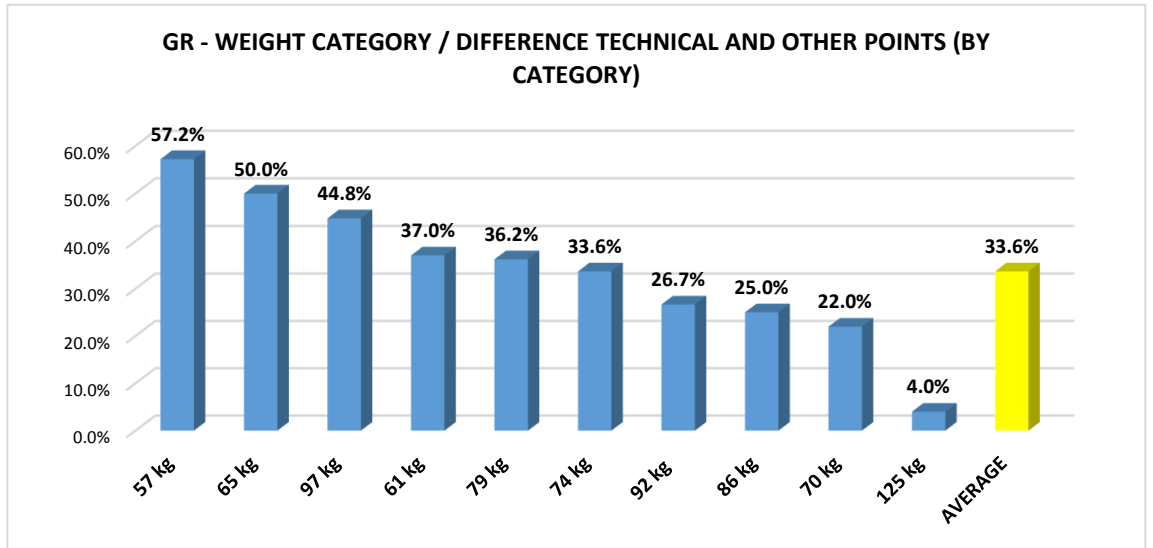
sn	cat	TECHNICAL POINTS (%)	OTHER POINTS (%)
1	57 kg	78,6%	21,4%
2	65 kg	75,0%	25,0%
3	97 kg	72,4%	27,6%
4	61 kg	68,5%	31,5%
5	79 kg	68,1%	31,9%
6	74 kg	66,8%	33,2%
7	92 kg	63,3%	36,7%
8	86 kg	62,5%	37,5%
9	70 kg	61,0%	39,0%
10	125 kg	52,0%	48,0%



11. GR - WEIGHT CATEGORY / DIFFERENCE – TECHNICAL POINTS/OTHER POINTS (BY CATEGORY)

Table GR - 29.

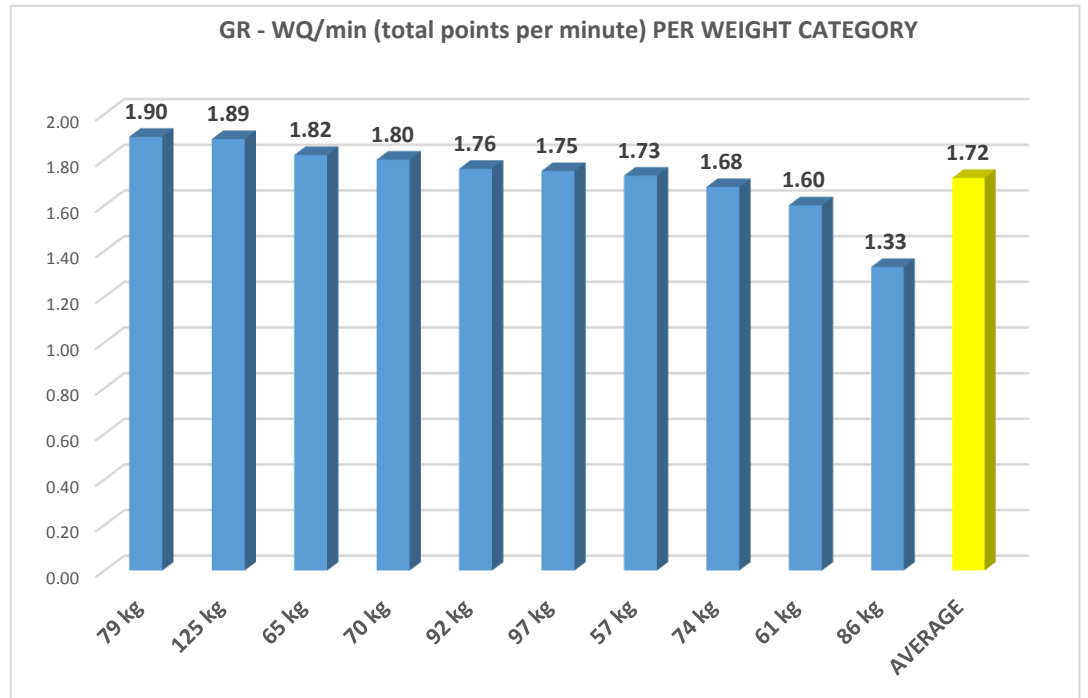
sn	cat	difference
1	57 kg	57,2%
2	65 kg	50,0%
4	97 kg	44,8%
5	61 kg	37,0%
6	79 kg	36,2%
7	74 kg	33,6%
8	92 kg	26,7%
9	86 kg	25,0%
10	70 kg	22,0%
11	125 kg	4,0%
AVERAGE		33,6%



12. GR - WQ/min (total points per minute) PER WEIGHT CATEGORY

Table GR – 30.

Sn	Cat	WQ/min
1	55 kg	2,43
2	63 kg	2,02
3	72 kg	1,88
4	97 kg	1,87
5	60 kg	1,71
6	82 kg	1,41
7	77 kg	1,33
8	87 kg	1,32
9	67 kg	1,30
10	130 kg	1,09
AVERAGE=		1.57



III – NATIONAL TEAMS /GR

13. GR - NATIONAL TEAMS GENERAL DATA / IN NUMBER

Table GR – 31.

Sn	NATIONS	STANDING / PARTERRE POINTS WIN / LOST						TECHNICAL POINTS / OTHER POINTS WIN / LOST						CP		NUMBER MATCHES			TIME & WQ/min		
		TOTAL POINTS STANDING /	TOTAL POINTS PARTERRE / WIN	ALL TOTAL POINTS / WIN	TOTAL STANDING / LOST	TOTAL PARTERRE /	ALL TECH. POINTS / LOST	TOTAL TECHNICAL POINTS / WIN	TOTAL OTHER POINTS / WIN	ALL TOTAL POINTS / WIN	TOTAL TECHNICAL POINTS / LOST	TOTAL OTHER POINTS / LOST	ALL TOTAL POINTS / LOST	CLASI. POINTSP / WIN	CLASI. POINTSP / LOST	WINNER MATCHES	LOSER MATCHES	TOTAL MATCHES	ALL TIME	WQ/min/ WIN POINTS	WQ/min LOST POINTS
1	RUS	97	68	165	70	34	104	117	48	165	63	41	104	93	59	23	14	37	185.22	0.89	0.56
2	AZE	86	50	136	52	39	91	90	46	136	59	32	91	79	50	22	10	32	153.12	0.89	0.59
3	GEO	64	71	135	65	8	73	100	35	135	45	28	73	68	37	17	10	27	108.12	1.25	0.68
4	ARM	71	58	129	31	28	59	88	41	129	36	23	59	66	36	17	8	25	119.02	1.08	0.50
5	HUN	75	67	142	41	49	90	91	51	142	64	26	90	64	46	17	11	28	144.39	0.98	0.62
6	TUR	68	53	121	67	46	113	81	40	121	68	45	113	57	50	16	13	29	161.08	0.75	0.70
7	BUL	50	49	99	57	44	101	67	32	99	68	33	101	54	54	14	13	27	124.05	0.80	0.81
8	BLR	53	42	95	46	46	92	61	34	95	57	35	92	50	44	13	11	24	120.38	0.79	0.76
9	UKR	60	36	96	53	17	70	62	34	96	36	34	70	47	45	12	12	24	135.01	0.71	0.52
10	ITA	48	24	72	61	57	118	54	18	72	91	27	118	38	54	9	14	23	100.31	0.72	1.18
11	GER	36	35	71	26	14	40	46	25	71	28	12	40	35	22	10	5	15	68.10	1.04	0.59
12	ROU	40	14	54	30	13	43	38	16	54	25	18	43	29	23	8	5	13	73.03	0.74	0.59
13	FIN	27	19	46	21	28	49	27	19	46	34	15	49	27	26	7	8	15	78.17	0.59	0.63
14	POL	30	32	62	38	11	49	48	14	62	31	18	49	26	31	5	10	15	75.46	0.82	0.65
15	NOR	25	0	25	22	22	44	8	17	25	30	14	44	21	17	6	6	12	62.59	0.40	0.70
16	SWE	26	16	42	23	6	29	32	10	42	6	23	29	21	25	6	4	10	55.55	0.76	0.52
17	LTU	27	17	44	26	13	39	24	20	44	29	10	39	20	25	4	7	11	53.14	0.83	0.73
18	SRB	15	11	26	30	24	54	13	13	26	40	14	54	16	25	3	7	10	55.36	0.47	0.98
19	CZE	11	10	21	19	22	41	14	7	21	32	9	41	15	16	4	4	8	31.07	0.68	1.32
20	CRO	11	23	34	25	23	48	29	5	34	37	11	48	14	22	3	6	9	36.54	0.93	1.31
21	MDA	14	7	21	33	25	58	9	12	21	45	13	58	12	28	2	8	10	46.37	0.45	1.25
22	FRA	9	14	23	9	10	19	16	7	23	16	3	19	8	11	2	3	5	25.59	0.90	0.74
23	EST	9	0	9	24	20	44	6	3	9	30	14	44	7	20	2	5	7	32.14	0.28	1.37
24	GRE	11	6	17	27	35	62	14	3	17	51	11	62	7	29	2	7	9	41.19	0.41	1.51
25	AUT	2	5	7	10	10	20	5	2	7	14	6	20	3	5	0	4	4	18.5	0.38	1.08
26	LAT	5	0	5	3	6	9	4	1	5	6	3	9	3	13	1	1	2	9.54	0.52	0.94
27	SUI	1	2	3	23	18	41	2	1	3	32	9	41	2	19	0	5	5	15.35	0.20	2.67
28	ISR	0	1	1	9	10	19	1	0	1	14	5	19	1	11	0	3	3	13.34	0.07	1.42
29	NED	3	0	3	13	6	19	0	3	3	8	11	19	1	10	0	3	3	15.53	0.19	1.22
30	UWW	0	0	0	1	8	9	0	0	0	8	1	9	0	4	0	1	1	1.44	0.00	6.25
31	BIH	0	0	0	2	6	8	0	0	0	6	2	8	0	4	0	1	1	1.43	0.00	5.59
32	SVK	0	0	0	10	18	28	0	0	0	22	6	28	0	7	0	3	3	9.2	0.00	3.04
33	DEN	0	0	0	1	8	9	0	0	0	8	1	9	0	12	0	1	1	1.33	0.00	6.77
34	ESP	0	0	0	6	6	12	0	0	0	8	4	12	0	4	0	2	2	9.34	0.00	1.28
TOTAL =		974	730	1704	974	730	1704	1147	557	1704	1147	557	1704	884	884	225	225	450	2175,20		

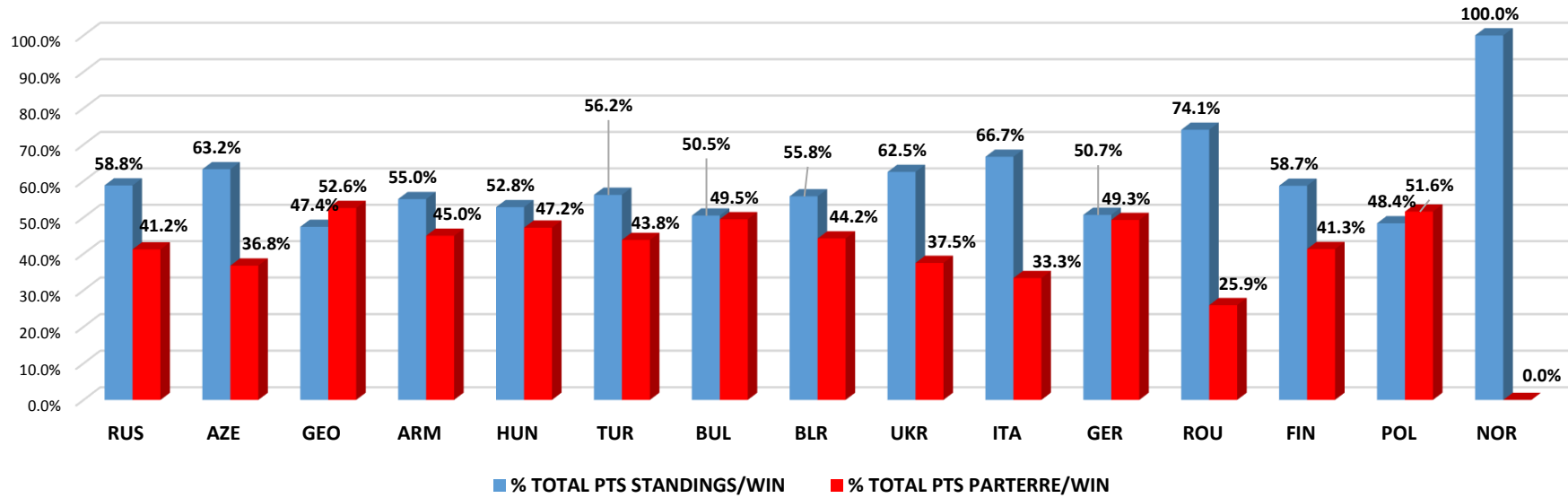
Note: The order is based on the number of classification points

14. GR - NATIONAL TEAMS GENERAL DATA / IN PERCENTAGE (%)

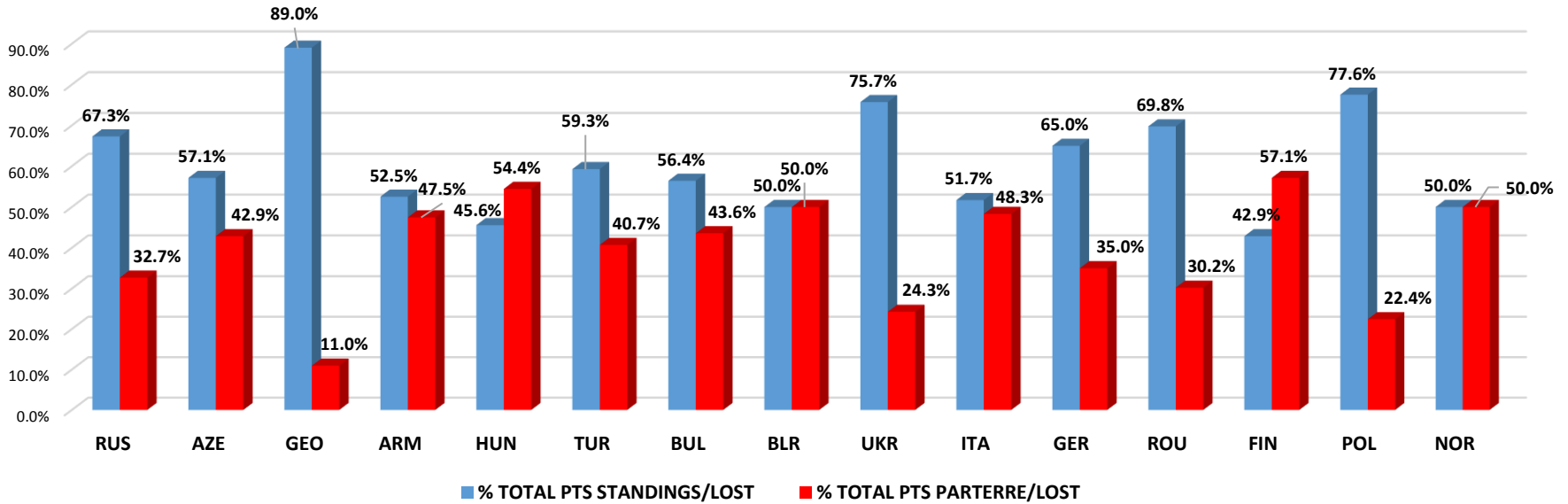
Table GR – 32.

Sn	NATIONS	%-TOTAL POINTS STANDING / WIN	%-TOTAL POINTS PARTERRE / WIN	%-TOTAL STANDING / LOST	%-TOTAL PARTERRE / LOST	%-TOTAL TECHNICAL POINTS / WIN	%-TOTAL OTHER POINTS / WIN	%-TOTAL TECHNICAL POINTS / LOST	%-TOTAL OTHER POINTS / LOST	%-CLASI. POINTSP / WIN	%-CLASI. POINTSP / LOST	%-VINNER MATCHES	%-LOST MATCHES
1	RUS	58,8%	41,2%	67,3%	32,7%	70,9%	29,1%	60,6%	39,4%	61,2%	38,8%	62,2%	37,8%
2	AZE	63,2%	36,8%	57,1%	42,9%	66,2%	33,8%	64,8%	35,2%	61,2%	38,8%	68,8%	31,3%
3	GEO	47,4%	52,6%	89,0%	11,0%	74,1%	25,9%	61,6%	38,4%	64,8%	35,2%	63,0%	37,0%
4	ARM	55,0%	45,0%	52,5%	47,5%	68,2%	31,8%	61,0%	39,0%	64,7%	35,3%	68,0%	32,0%
5	HUN	52,8%	47,2%	45,6%	54,4%	64,1%	35,9%	71,1%	28,9%	58,2%	41,8%	60,7%	39,3%
6	TUR	56,2%	43,8%	59,3%	40,7%	66,9%	33,1%	60,2%	39,8%	53,3%	46,7%	55,2%	44,8%
7	BUL	50,5%	49,5%	56,4%	43,6%	67,7%	32,3%	67,3%	32,7%	50,0%	50,0%	51,9%	48,1%
8	BLR	55,8%	44,2%	50,0%	50,0%	64,2%	35,8%	62,0%	38,0%	53,2%	46,8%	54,2%	45,8%
9	UKR	62,5%	37,5%	75,7%	24,3%	64,6%	35,4%	51,4%	48,6%	51,1%	48,9%	50,0%	50,0%
10	ITA	66,7%	33,3%	51,7%	48,3%	75,0%	25,0%	77,1%	22,9%	41,3%	58,7%	39,1%	60,9%
11	GER	50,7%	49,3%	65,0%	35,0%	64,8%	35,2%	70,0%	30,0%	61,4%	38,6%	66,7%	33,3%
12	ROU	74,1%	25,9%	69,8%	30,2%	70,4%	29,6%	58,1%	41,9%	55,8%	44,2%	61,5%	38,5%
13	FIN	58,7%	41,3%	42,9%	57,1%	58,7%	41,3%	69,4%	30,6%	50,9%	49,1%	46,7%	53,3%
14	POL	48,4%	51,6%	77,6%	22,4%	77,4%	22,6%	63,3%	36,7%	45,6%	54,4%	33,3%	66,7%
15	NOR	100,0%	0,0%	50,0%	50,0%	32,0%	68,0%	68,2%	31,8%	45,7%	54,3%	50,0%	50,0%
16	SWE	61,9%	38,1%	79,3%	20,7%	76,2%	23,8%	20,7%	79,3%	55,3%	44,7%	60,0%	40,0%
17	LTU	61,4%	38,6%	66,7%	33,3%	54,5%	45,5%	74,4%	25,6%	44,4%	55,6%	36,4%	63,6%
18	SRB	57,7%	42,3%	55,6%	44,4%	50,0%	50,0%	74,1%	25,9%	39,0%	61,0%	30,0%	70,0%
19	CZE	52,4%	47,6%	46,3%	53,7%	66,7%	33,3%	78,0%	22,0%	48,4%	51,6%	50,0%	50,0%
20	CRO	32,4%	67,6%	52,1%	47,9%	85,3%	14,7%	77,1%	22,9%	38,9%	61,1%	33,3%	66,7%
21	MDA	66,7%	33,3%	56,9%	43,1%	42,9%	57,1%	77,6%	22,4%	30,0%	70,0%	20,0%	80,0%
22	FRA	39,1%	60,9%	47,4%	52,6%	69,6%	30,4%	84,2%	15,8%	42,1%	57,9%	40,0%	60,0%
23	EST	100,0%	0,0%	54,5%	45,5%	66,7%	33,3%	68,2%	31,8%	25,9%	74,1%	28,6%	71,4%
24	GRE	64,7%	35,3%	43,5%	56,5%	82,4%	17,6%	82,3%	17,7%	19,4%	80,6%	22,2%	77,8%
25	AUT	28,6%	71,4%	50,0%	50,0%	71,4%	28,6%	70,0%	30,0%	18,8%	81,3%	0,0%	100,0%
26	LAT	100,0%	0,0%	33,3%	66,7%	80,0%	20,0%	66,7%	33,3%	37,5%	62,5%	50,0%	50,0%
27	SUI	33,3%	66,7%	56,1%	43,9%	66,7%	33,3%	78,0%	22,0%	9,5%	90,5%	0,0%	100,0%
28	ISR	0,0%	100,0%	47,4%	52,6%	100,0%	0,0%	73,7%	26,3%	8,3%	91,7%	0,0%	100,0%
29	NED	100,0%	0,0%	68,4%	31,6%	0,0%	100,0%	42,1%	57,9%	9,1%	90,9%	0,0%	100,0%
30	UWW	0,0%	0,0%	11,1%	88,9%	0,0%	0,0%	88,9%	11,1%	0,0%	100,0%	0,0%	100,0%
31	BIH	0,0%	0,0%	25,0%	75,0%	0,0%	0,0%	75,0%	25,0%	0,0%	100,0%	0,0%	100,0%
32	SVK	0,0%	0,0%	35,7%	64,3%	0,0%	0,0%	78,6%	21,4%	0,0%	100,0%	0,0%	100,0%
33	DEN	0,0%	0,0%	11,1%	88,9%	0,0%	0,0%	88,9%	11,1%	0,0%	100,0%	0,0%	100,0%
34	ESP	0,0%	0,0%	50,0%	50,0%	0,0%	0,0%	66,7%	33,3%	0,0%	100,0%	0,0%	100,0%
	TOTAL =	57,2%	42,8%	57,2%	42,8%	67,3%	32,7%	67,3%	32,7%	50,0%	50,0%	50,0%	50,0%

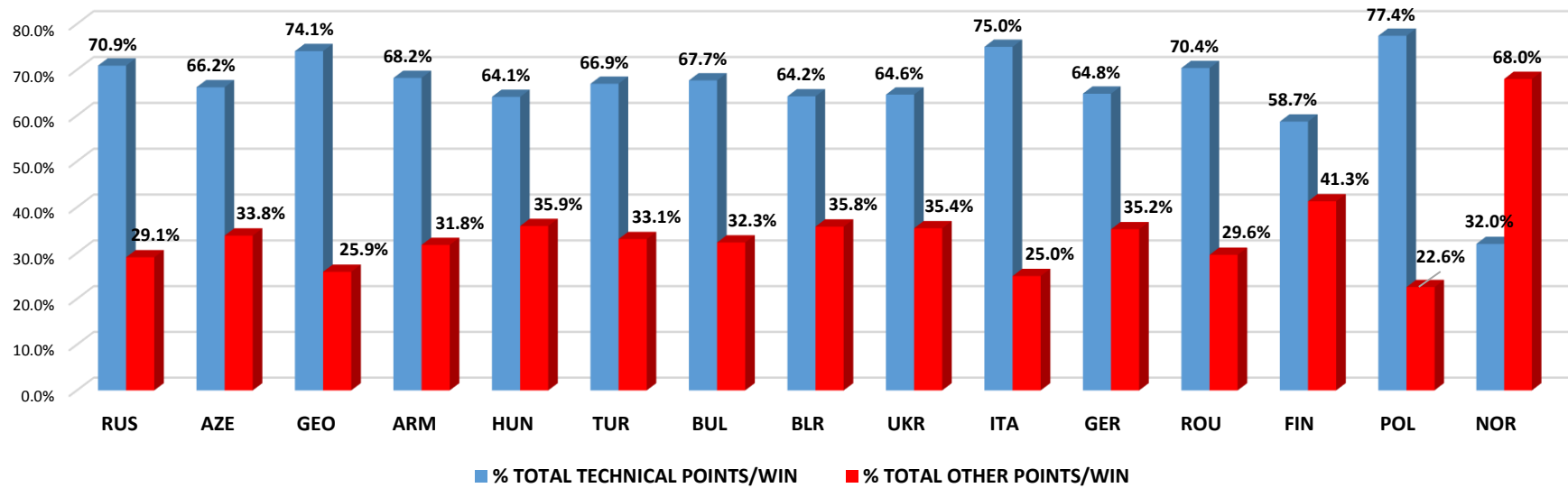
GR % WIN BY NATIONAL TEAMS: STANDINGS - PARTERRE



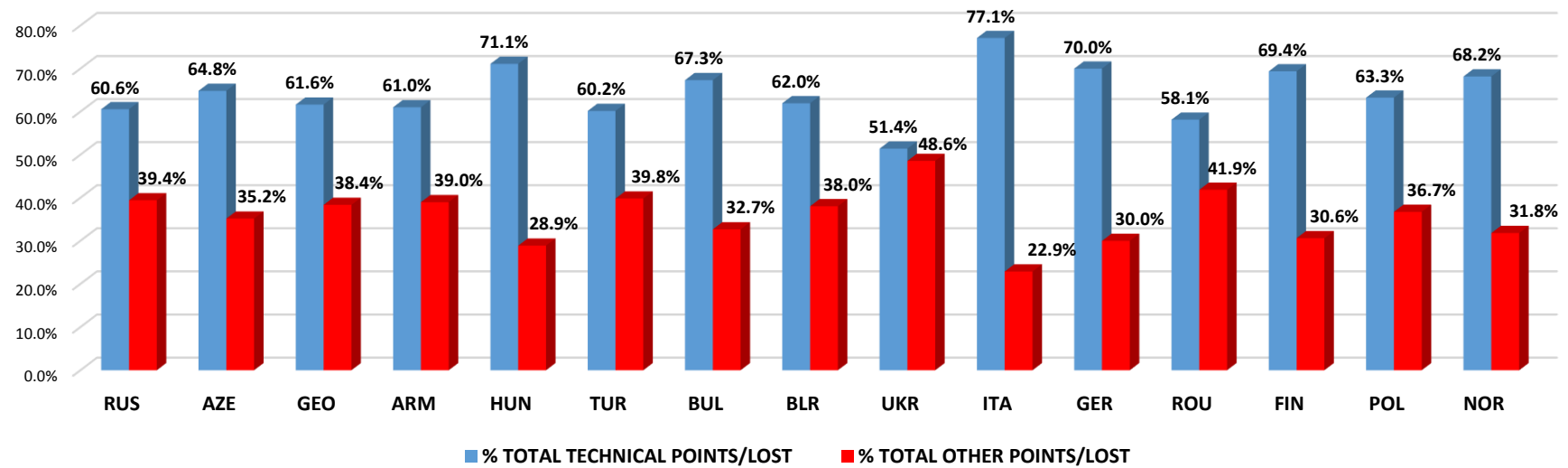
GR % LOST BY NATIONAL TEAMS: STANDINGS - PARTERRE



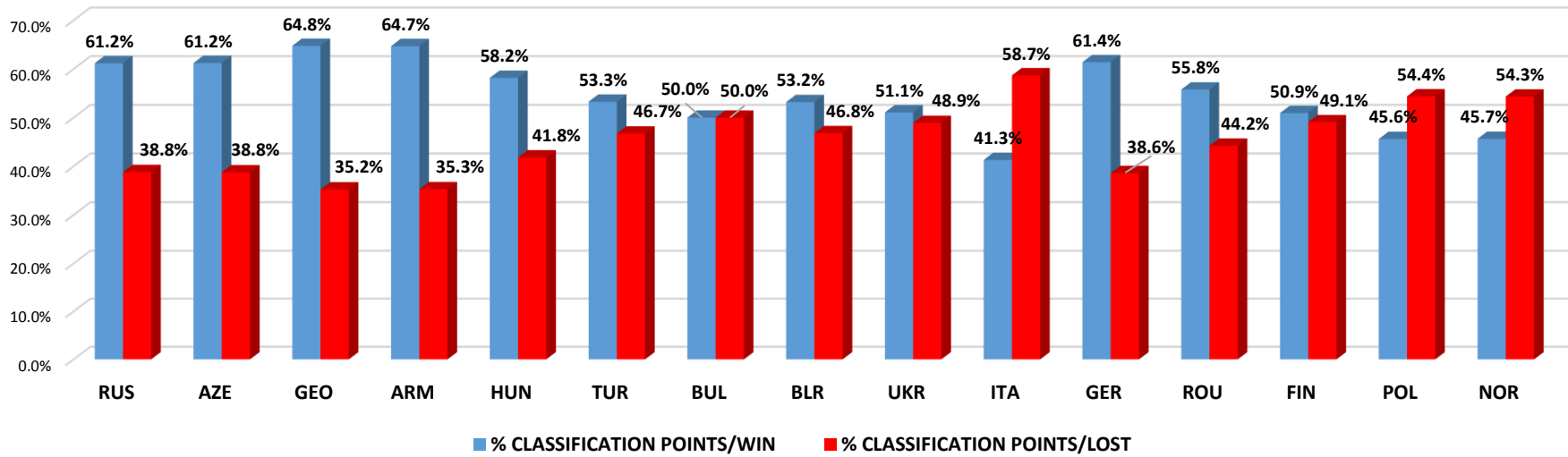
GR % WIN BY NATIONAL TEAMS: TECHNICAL & OTHER POINTS



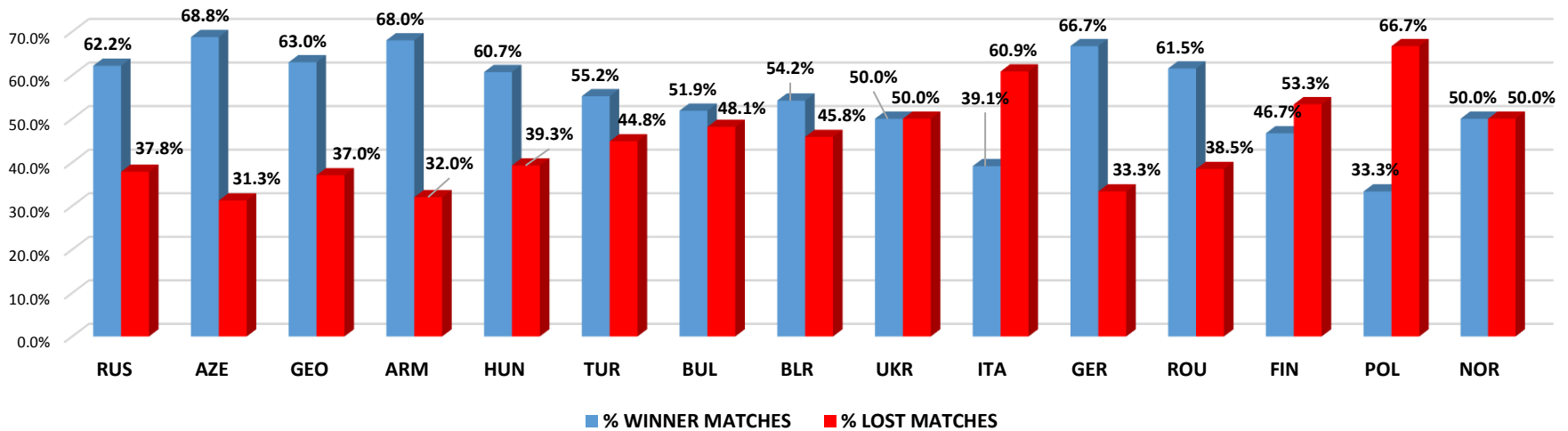
GR % LOST BY NATIONAL TEAMS: TECHNICAL & OTHER POINTS



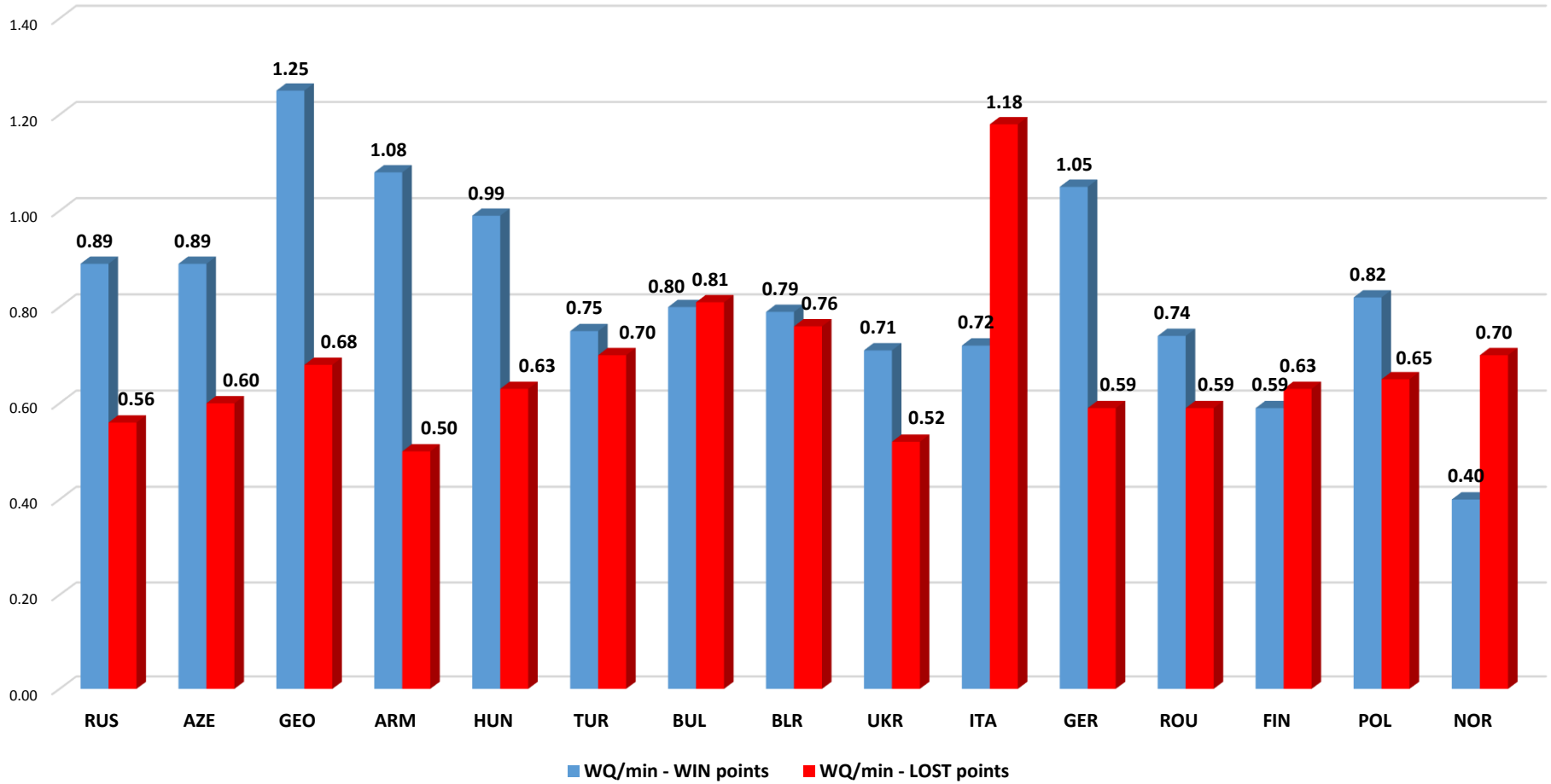
GR % BY NATIONAL TEAMS: CLASSIFICATION POINTS - WIN & LOST



GR % BY NATIONAL TEAMS: WINNER & LOST MATCHES



GR % BY NATIONAL TEAMS: WIN - WQ/min & LOST - WQ/min



15. GR - NATIONAL TEAM - STATISTICS IN ALL MATCHES / WIN POINTS STANDING POSITION AND PARTERRE POSITION

Table GR – 33.

sn	NATION	TECHNIQUES STANDIND POSITION										TECHNIQUES PARTERRE POSITION							TOTAL POINTS	TOTAL STANDINGS IN %	TOTAL PARTERRE IN %	
		HIP TURNING TH.	THROW SUPLEX	FORW. BEND. TH.	TAKE DOWN	ST. COUNTER	NEGAT. WR.	PASSIVITY	CHALLENGE	STEP OUT	ST. CAUTION	TOTAL STANDING	GUT WRENCH	LIFTS	TURN OVER	PA. COUNTER	CHALLENGE	PA. CAUTION				TOTAL PARTERRE
1	RUS	8	4	9	26	6	0	27	1	14	2	97	18	26	12	8	2	2	68	165	58,8%	41,2%
2	AZE	10	10	6	12	2	0	25	2	13	6	86	22	22	2	4	0	0	50	136	63,2%	36,8%
3	GEO	8	6	4	13	0	0	17	1	11	4	64	34	31	0	4	0	2	71	135	47,4%	52,6%
4	ARM	20	0	2	10	0	0	19	1	11	8	71	42	12	2	0	0	2	58	129	55,0%	45,0%
5	HUN	12	6	0	10	0	4	28	3	5	7	75	32	19	8	4	2	2	67	142	52,8%	47,2%
6	TUR	16	4	2	12	0	2	21	1	7	3	68	26	6	8	7	2	4	53	121	56,2%	43,8%
7	BUL	4	0	4	14	2	0	18	2	6	0	50	20	19	2	2	0	6	49	99	50,5%	49,5%
8	BLR	4	4	6	8	0	0	21	1	7	2	53	16	22	0	1	1	2	42	95	55,8%	44,2%
9	UKR	6	6	4	12	0	0	18	3	9	2	60	24	4	0	6	0	2	36	96	62,5%	37,5%
10	ITA	18	0	2	12	0	0	11	1	4	0	48	22	0	0	0	0	2	24	72	66,7%	33,3%
11	GER	0	0	4	10	0	0	13	1	4	4	36	20	10	0	2	1	2	35	71	50,7%	49,3%
12	ROU	8	0	0	14	2	0	10	2	4	0	40	12	0	2	0	0	0	14	54	74,1%	25,9%
13	FIN	2	0	4	2	0	0	16	1	2	0	27	14	5	0	0	0	0	19	46	58,7%	41,3%
14	POL	2	0	12	4	0	0	9	2	1	0	30	24	6	0	0	0	2	32	62	48,4%	51,6%
15	NOR	0	0	2	6	0	0	11	1	3	2	25	0	0	0	0	0	0	0	25	100,0%	0,0%
16	SWE	4	0	0	10	2	0	6	0	2	2	26	6	10	0	0	0	0	16	42	61,9%	38,1%
17	LTU	2	4	0	6	2	0	6	2	1	4	27	2	8	0	0	1	6	17	44	61,4%	38,6%
18	SRB	0	0	0	4	0	0	7	0	0	4	15	4	0	0	5	0	2	11	26	57,7%	42,3%
19	CZE	0	4	0	0	0	0	3	2	1	1	11	2	8	0	0	0	0	10	21	52,4%	47,6%
20	CRO	0	4	0	2	0	0	4	0	1	0	11	22	0	0	1	0	0	23	34	32,4%	67,6%
21	MDA	0	0	0	2	0	0	6	0	3	3	14	4	0	2	1	0	0	7	21	66,7%	33,3%
22	FRA	0	0	0	2	0	0	4	0	3	0	9	0	6	8	0	0	0	14	23	39,1%	60,9%
23	EST	2	4	0	0	0	0	1	0	2	0	9	0	0	0	0	0	0	0	9	100,0%	0,0%
24	GRE	0	0	8	0	0	0	3	0	0	0	11	0	4	2	0	0	0	6	17	64,7%	35,3%
25	AUT	0	0	0	0	0	0	2	0	0	0	2	4	0	0	1	0	0	5	7	28,6%	71,4%
26	LAT	0	0	0	4	0	0	0	0	1	0	5	0	0	0	0	0	0	0	5	100,0%	0,0%
27	SUI	0	0	0	0	0	0	0	0	0	1	1	0	0	2	0	0	0	2	3	33,3%	66,7%
28	ISR	0	0	0	0	0	0	0	0	0	0	0	0	0	0	1	0	0	1	1	0,0%	100,0%
29	NED	0	0	0	0	0	0	1	0	2	0	3	0	0	0	0	0	0	0	3	100,0%	0,0%
30	UWW	0	0	0	0	0	0	0	0	0	0	0	0	0	0	0	0	0	0	0	0,0%	0,0%
31	BIH	0	0	0	0	0	0	0	0	0	0	0	0	0	0	0	0	0	0	0	0,0%	0,0%
32	SVK	0	0	0	0	0	0	0	0	0	0	0	0	0	0	0	0	0	0	0	0,0%	0,0%
33	DEN	0	0	0	0	0	0	0	0	0	0	0	0	0	0	0	0	0	0	0	0,0%	0,0%
34	ESP	0	0	0	0	0	0	0	0	0	0	0	0	0	0	0	0	0	0	0	0,0%	0,0%
TOTAL =		126	56	69	195	16	6	307	27	117	55	974	370	218	50	47	9	36	730	1704		

16. GR - NATIONAL TEAM - STATISTICS IN ALL MATCHES / LOST POINTS STANDING POSITION AND PARTERRE POSITION

Table GR – 34.

sn	NATION	TECHNIQUES STANDIND POSITION										TECHNIQUES PARTERRE POSITION							TOTAL/LOST POINTS	TOTAL STANDINGS IN %	TOTAL PARTERRE IN %	
		HIP TURNING TH.	THROW SUPLEX	FORW. BEND. TH.	TAKE DOWN	ST. COUNTER	NEGAT. WR.	PASSIVITY	CHALLENGE	STEP OUT	ST. CAUTION	TOTAL STANDING	GUT WRENCH	LIFTS	TURN OVER	PA. COUNTER	CHALLENGE	PA. CAUTION				TOTAL PARTERRE
1	RUS	16	4	0	14	0	0	19	4	11	2	70	4	16	4	5	1	4	34	104	67,3%	32,7%
2	AZE	8	2	6	8	2	0	19	0	5	2	52	18	8	6	1	2	4	39	91	57,1%	42,9%
3	GEO	10	8	5	14	0	0	14	2	4	8	65	4	2	0	2	0	0	8	73	89,0%	11,0%
4	ARM	4	0	2	2	0	2	15	0	6	0	31	12	12	2	2	0	0	28	59	52,5%	47,5%
5	HUN	4	0	4	8	0	0	17	2	6	0	41	20	18	4	6	1	0	49	90	45,6%	54,4%
6	TUR	8	2	0	16	0	2	23	2	7	7	67	26	12	2	2	2	2	46	113	59,3%	40,7%
7	BUL	8	4	4	8	0	0	23	1	6	3	57	20	12	10	2	0	0	44	101	56,4%	43,6%
8	BLR	4	0	4	10	0	0	19	4	2	3	46	18	14	2	5	1	6	46	92	50,0%	50,0%
9	UKR	8	4	0	10	0	2	22	0	2	5	53	2	8	2	2	1	2	17	70	75,7%	24,3%
10	ITA	10	4	4	12	4	0	12	2	7	6	61	46	7	0	4	0	0	57	118	51,7%	48,3%
11	GER	4	2	0	8	0	0	10	0	2	0	26	8	4	0	2	0	0	14	40	65,0%	35,0%
12	ROU	6	0	2	4	0	0	4	1	11	2	30	6	0	4	3	0	0	13	43	69,8%	30,2%
13	FIN	6	0	0	0	0	0	10	0	3	2	21	14	8	2	4	0	0	28	49	42,9%	57,1%
14	POL	0	18	0	4	0	0	7	1	8	0	38	2	6	0	1	0	2	11	49	77,6%	22,4%
15	NOR	0	0	2	8	0	0	9	0	3	0	22	12	8	0	0	0	2	22	44	50,0%	50,0%
16	SWE	0	0	0	2	0	0	9	0	10	2	23	0	0	2	2	0	2	6	29	79,3%	20,7%
17	LTU	2	0	8	6	0	0	7	0	1	2	26	12	0	0	1	0	0	13	39	66,7%	33,3%
18	SRB	10	0	0	4	4	0	8	1	1	2	30	14	6	2	0	0	2	24	54	55,6%	44,4%
19	CZE	0	0	8	2	0	0	6	2	1	0	19	12	4	6	0	0	0	22	41	46,3%	53,7%
20	CRO	6	0	8	0	0	0	7	2	2	0	25	14	9	0	0	0	0	23	48	52,1%	47,9%
21	MDA	8	0	0	13	2	0	8	0	2	0	33	6	14	2	0	1	2	25	58	56,9%	43,1%
22	FRA	0	0	4	2	0	0	2	0	1	0	9	10	0	0	0	0	0	10	19	47,4%	52,6%
23	EST	0	0	4	6	2	0	7	0	3	2	24	12	6	0	0	0	2	20	44	54,5%	45,5%
24	GRE	0	8	0	10	0	0	7	1	1	0	27	18	12	0	3	0	2	35	62	43,5%	56,5%
25	AUT	4	0	0	2	0	0	2	1	1	0	10	8	0	0	0	0	2	10	20	50,0%	50,0%
26	LAT	0	0	0	0	0	0	2	0	0	1	3	0	6	0	0	0	0	6	9	33,3%	66,7%
27	SUI	0	0	0	12	2	0	3	0	4	2	23	14	4	0	0	0	0	18	41	56,1%	43,9%
28	ISR	0	0	0	4	0	0	3	0	2	0	9	10	0	0	0	0	0	10	19	47,4%	52,6%
29	NED	0	0	0	4	0	0	4	0	3	2	13	2	2	0	0	0	2	6	19	68,4%	31,6%
30	UWW	0	0	0	0	0	0	1	0	0	0	1	4	4	0	0	0	0	8	9	11,1%	88,9%
31	BIH	0	0	0	0	0	0	1	0	1	0	2	6	0	0	0	0	0	6	8	25,0%	75,0%
32	SVK	0	0	4	0	0	0	4	0	0	2	10	2	16	0	0	0	0	18	28	35,7%	64,3%
33	DEN	0	0	0	0	0	0	1	0	0	0	1	8	0	0	0	0	0	8	9	11,1%	88,9%
34	ESP	0	0	0	2	0	0	2	1	1	0	6	6	0	0	0	0	0	6	12	50,0%	50,0%
TOTAL=		126	56	69	195	16	6	307	27	117	55	974	370	218	50	47	9	36	730	1704		

17. GR - NATIONAL TEAM - STATISTICS IN ALL MATCHES / WIN TECHNICAL POINTS AND OTHER POINTS

Table GR – 35.

sn	NATION	TECHNICAL POINTS										OTHER POINTS							TOTAL / POINTS WIN	TOTAL TECHNICAL POINTS IN %	TOTAL OTHER POINTS IN %	
		HIP TURNING TH.	THROW SUPLEX	FORW. BEND. TH.	TAKE DOWN	ST. COUNTER	GUT WRENCH	LIFTS	TURN OVER	PA. COUNTER	TOTAL STANDING	NEGAT. WR.	PASSIVITY	CHALLENGE	STEP OUT	ST. CAUTION	CHALLENGE	PA. CAUTION				TOTAL PARTERRE
1	RUS	8	4	9	26	6	18	26	12	8	117	0	27	1	14	2	2	2	48	165	70.9%	29.1%
2	AZE	10	10	6	12	2	22	22	2	4	90	0	25	2	13	6	0	0	46	136	66.2%	33.8%
3	GEO	8	6	4	13	0	34	31	0	4	100	0	17	1	11	4	0	2	35	135	74.1%	25.9%
4	ARM	20	0	2	10	0	42	12	2	0	88	0	19	1	11	8	0	2	41	129	68.2%	31.8%
5	HUN	12	6	0	10	0	32	19	8	4	91	4	28	3	5	7	2	2	51	142	64.1%	35.9%
6	TUR	16	4	2	12	0	26	6	8	7	81	2	21	1	7	3	2	4	40	121	66.9%	33.1%
7	BUL	4	0	4	14	2	20	19	2	2	67	0	18	2	6	0	0	6	32	99	66.9%	33.1%
8	BLR	4	4	6	8	0	16	22	0	1	61	0	21	1	7	2	1	2	34	95	64.2%	35.8%
9	UKR	6	6	4	12	0	24	4	0	6	62	0	18	3	9	2	0	2	34	96	64.6%	35.4%
10	ITA	18	0	2	12	0	22	0	0	0	54	0	11	1	4	0	0	2	18	72	75.0%	25.0%
11	GER	0	0	4	10	0	20	10	0	2	46	0	13	1	4	4	1	2	25	71	64.8%	35.2%
12	ROU	8	0	0	14	2	12	0	2	0	38	0	10	2	4	0	0	0	16	54	70.4%	29.6%
13	FIN	2	0	4	2	0	14	5	0	0	27	0	16	1	2	0	0	0	19	46	58.7%	41.3%
14	POL	2	0	12	4	0	24	6	0	0	48	0	9	2	1	0	0	2	14	62	77.4%	22.6%
15	NOR	0	0	2	6	0	0	0	0	0	8	0	11	1	3	2	0	0	17	25	76.2%	23.8%
16	SWE	4	0	0	10	2	6	10	0	0	32	0	6	0	2	2	0	0	10	42	32.0%	68.0%
17	LTU	2	4	0	6	2	2	8	0	0	24	0	6	2	1	4	1	6	20	44	54.5%	45.5%
18	SRB	0	0	0	4	0	4	0	0	5	13	0	7	0	0	4	0	2	13	26	50.0%	50.0%
19	CZE	0	4	0	0	0	2	8	0	0	14	0	3	2	1	1	0	0	7	21	66.7%	33.3%
20	CRO	0	4	0	2	0	22	0	0	1	29	0	4	0	1	0	0	0	5	34	85.3%	14.7%
21	MDA	0	0	0	2	0	4	0	2	1	9	0	6	0	3	3	0	0	12	21	42.9%	57.1%
22	FRA	0	0	0	2	0	0	6	8	0	16	0	4	0	3	0	0	0	7	23	69.6%	30.4%
23	EST	2	4	0	0	0	0	0	0	0	6	0	1	0	2	0	0	0	3	9	66.7%	33.3%
24	GRE	0	0	8	0	0	0	4	2	0	14	0	3	0	0	0	0	0	3	17	82.4%	17.6%
25	AUT	0	0	0	0	0	4	0	0	1	5	0	2	0	0	0	0	0	2	7	80.0%	20.0%
26	LAT	0	0	0	4	0	0	0	0	0	4	0	0	0	1	0	0	0	1	5	71.4%	28.6%
27	SUI	0	0	0	0	0	0	0	2	0	2	0	0	0	0	1	0	0	1	3	66.7%	33.3%
28	ISR	0	0	0	0	0	0	0	0	1	1	0	0	0	0	0	0	0	0	1	100.0%	0.0%
29	NED	0	0	0	0	0	0	0	0	0	0	0	1	0	2	0	0	0	3	3	0.0%	100.0%
30	UWW	0	0	0	0	0	0	0	0	0	0	0	0	0	0	0	0	0	0	0	0.0%	0.0%
31	BIH	0	0	0	0	0	0	0	0	0	0	0	0	0	0	0	0	0	0	0	0.0%	0.0%
32	SVK	0	0	0	0	0	0	0	0	0	0	0	0	0	0	0	0	0	0	0	0.0%	0.0%
33	DEN	0	0	0	0	0	0	0	0	0	0	0	0	0	0	0	0	0	0	0	0.0%	0.0%
34	ESP	0	0	0	0	0	0	0	0	0	0	0	0	0	0	0	0	0	0	0	0.0%	0.0%
TOTAL =		126	56	69	195	16	370	218	50	47	1147	6	307	27	117	55	9	36	557	1704		

18. GR - NATIONAL TEAM - STATISTICS IN ALL MATCHES / LOST TECHNICAL POINTS AND OTHER POINTS

Table GR – 36.

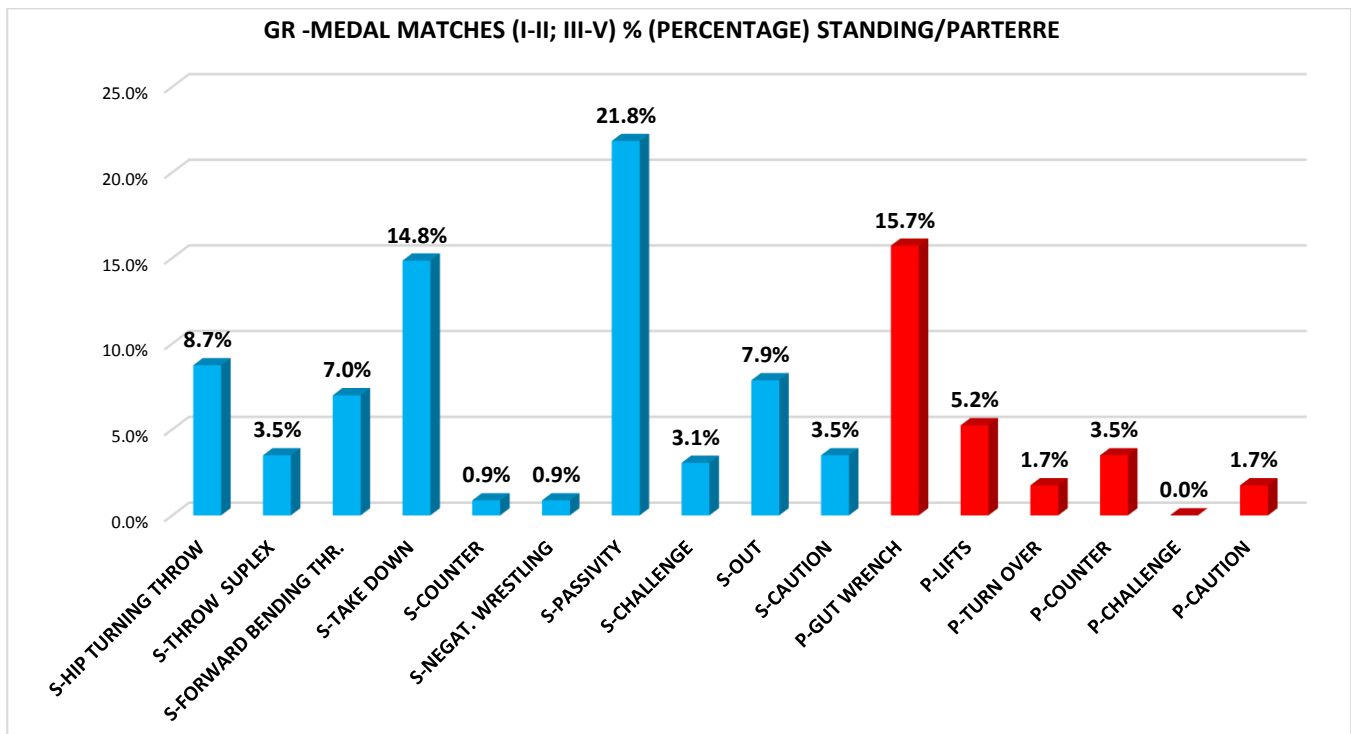
sn	NATION	TECHNICAL POINTS										OTHER POINTS							TOTAL / POINTS LOST	TOTAL TECHNICAL POINTS IN %	TOTAL OTHER POINTS IN %	
		HIP TURNING TH.	THROW SUPLEX	FORW. BEND. TH.	TAKE DOWN	ST. COUNTER	GUT WRENCH	LIFTS	TURN OVER	PA. COUNTER	TOTAL STANDING	NEGAT. WR.	PASSIVITY	CHALLENGE	STEP OUT	ST. CAUTION	CHALLENGE	PA. CAUTION				TOTAL PARTERRE
1	RUS	16	4	0	14	0	4	16	4	5	63	0	19	4	11	2	1	4	41	104	60.6%	39.4%
2	AZE	8	2	6	8	2	18	8	6	1	59	0	19	0	5	2	2	4	32	91	64.8%	35.2%
3	GEO	10	8	5	14	0	4	2	0	2	45	0	14	2	4	8	0	0	28	73	61.6%	38.4%
4	ARM	4	0	2	2	0	12	12	2	2	36	2	15	0	6	0	0	0	23	59	61.0%	39.0%
5	HUN	4	0	4	8	0	20	18	4	6	64	0	17	2	6	0	1	0	26	90	71.1%	28.9%
6	TUR	8	2	0	16	0	26	12	2	2	68	2	23	2	7	7	2	2	45	113	60.2%	39.8%
7	BUL	8	4	4	8	0	20	12	10	2	68	0	23	1	6	3	0	0	33	101	67.3%	32.7%
8	BLR	4	0	4	10	0	18	14	2	5	57	0	19	4	2	3	1	6	35	92	62.0%	38.0%
9	UKR	8	4	0	10	0	2	8	2	2	36	2	22	0	2	5	1	2	34	70	51.4%	48.6%
10	ITA	10	4	4	12	4	46	7	0	4	91	0	12	2	7	6	0	0	27	118	77.1%	22.9%
11	GER	4	2	0	8	0	8	4	0	2	28	0	10	0	2	0	0	0	12	40	70.0%	30.0%
12	ROU	6	0	2	4	0	6	0	4	3	25	0	4	1	11	2	0	0	18	43	58.1%	39.6%
13	FIN	6	0	0	0	0	14	8	2	4	34	0	10	0	3	2	0	0	15	49	69.4%	30.6%
14	POL	0	18	0	4	0	2	6	0	1	31	0	7	1	8	0	0	2	18	49	63.3%	36.7%
15	NOR	0	0	2	8	0	12	8	0	0	30	0	9	0	3	0	0	2	14	44	20.7%	79.3%
16	SWE	0	0	0	2	0	0	0	2	2	6	0	9	0	10	2	0	2	23	29	68.2%	31.8%
17	LTU	2	0	8	6	0	12	0	0	1	29	0	7	0	1	2	0	0	10	39	74.4%	25.6%
18	SRB	10	0	0	4	4	14	6	2	0	40	0	8	1	1	2	0	2	14	54	74.1%	25.9%
19	CZE	0	0	8	2	0	12	4	6	0	32	0	6	2	1	0	0	0	9	41	78.0%	22.0%
20	CRO	6	0	8	0	0	14	9	0	0	37	0	7	2	2	0	0	0	11	48	77.1%	22.9%
21	MDA	8	0	0	13	2	6	14	2	0	45	0	8	0	2	0	1	2	13	58	77.6%	22.4%
22	FRA	0	0	4	2	0	10	0	0	0	16	0	2	0	1	0	0	0	3	19	84.2%	15.8%
23	EST	0	0	4	6	2	12	6	0	0	30	0	7	0	3	2	0	2	14	44	68.2%	31.8%
24	GRE	0	8	0	10	0	18	12	0	3	51	0	7	1	1	0	0	2	11	62	82.3%	17.7%
25	AUT	4	0	0	2	0	8	0	0	0	14	0	2	1	1	0	0	2	6	20	70.0%	30.0%
26	LAT	0	0	0	0	0	0	6	0	0	6	0	2	0	0	1	0	0	3	9	66.7%	33.3%
27	SUI	0	0	0	12	2	14	4	0	0	32	0	3	0	4	2	0	0	9	41	78.0%	22.0%
28	ISR	0	0	0	4	0	10	0	0	0	14	0	3	0	2	0	0	0	5	19	73.7%	26.3%
29	NED	0	0	0	4	0	2	2	0	0	8	0	4	0	3	2	0	2	11	19	42.1%	57.9%
30	UWW	0	0	0	0	0	4	4	0	0	8	0	1	0	0	0	0	0	1	9	88.9%	11.1%
31	BIH	0	0	0	0	0	6	0	0	0	6	0	1	0	1	0	0	0	2	8	75.0%	25.0%
32	SVK	0	0	4	0	0	2	16	0	0	22	0	4	0	0	2	0	0	6	28	78.6%	21.4%
33	DEN	0	0	0	0	0	8	0	0	0	8	0	1	0	0	0	0	0	1	9	88.9%	11.1%
34	ESP	0	0	0	2	0	6	0	0	0	8	0	2	1	1	0	0	0	4	12	66.7%	33.3%
TOTAL =		126	56	69	195	16	370	218	50	47	1147	6	307	27	117	55	9	36	557	1704		

IV – MEDAL MATCHES (I-II; III-V) /GR

19. GR - MEDAL MATCHES (I-II; III-V) TOTAL POINTS AND % (PERCENTAGE)

Table GR - 37.

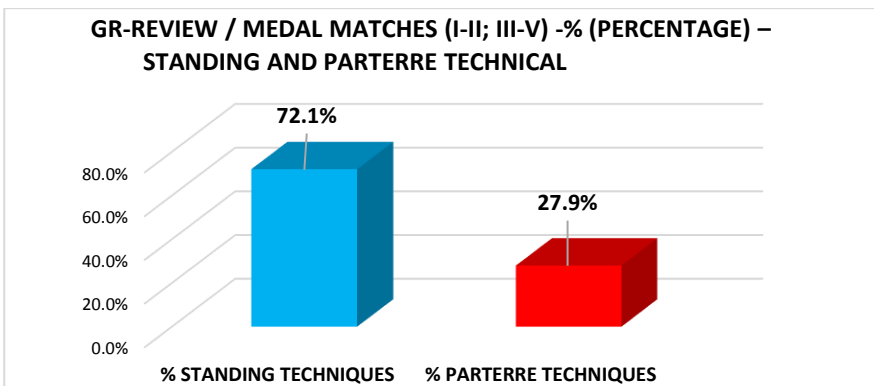
Sn	WRESTLING TECHNIQUES	No. points	% FINAL MATCH.
STANDING POSITION			
1	S-HIP TURNING THROW	20	8.7%
2	S-THROW SUPLEX	8	3.5%
3	S-FORWARD BENDING THROW	16	7.0%
4	S-TAKE DOWN	34	14.8%
5	S-COUNTER	2	0.9%
6	S-NEGAT. WRESTLING	2	0.9%
7	S-PASIVITY	50	21.8%
8	S-CHALLENGE	7	3.1%
9	S-STEP OUT	18	7.9%
10	S-CAUTION	8	3.5%
TOTAL STANDING =		165	72.1%
PARTERRE POSITION			
1	P-GUT WRENCH	36	15.7%
2	P-LIFTS	12	5.2%
3	P-TURN OVER	4	1.7%
4	P-COUNTER	8	3.5%
5	P-CHALLENGE	0	0.0%
6	P-CAUTION	4	1.7%
TOTAL PARTERRE =		64	27.9%
		229	100.0%



20. GR - REVIEW / MEDAL MATCHES (I-II; III-V) POINTS % (PERCENTAGE) – STANDING AND PARTERRE TECHNICAL

Table GR 38.

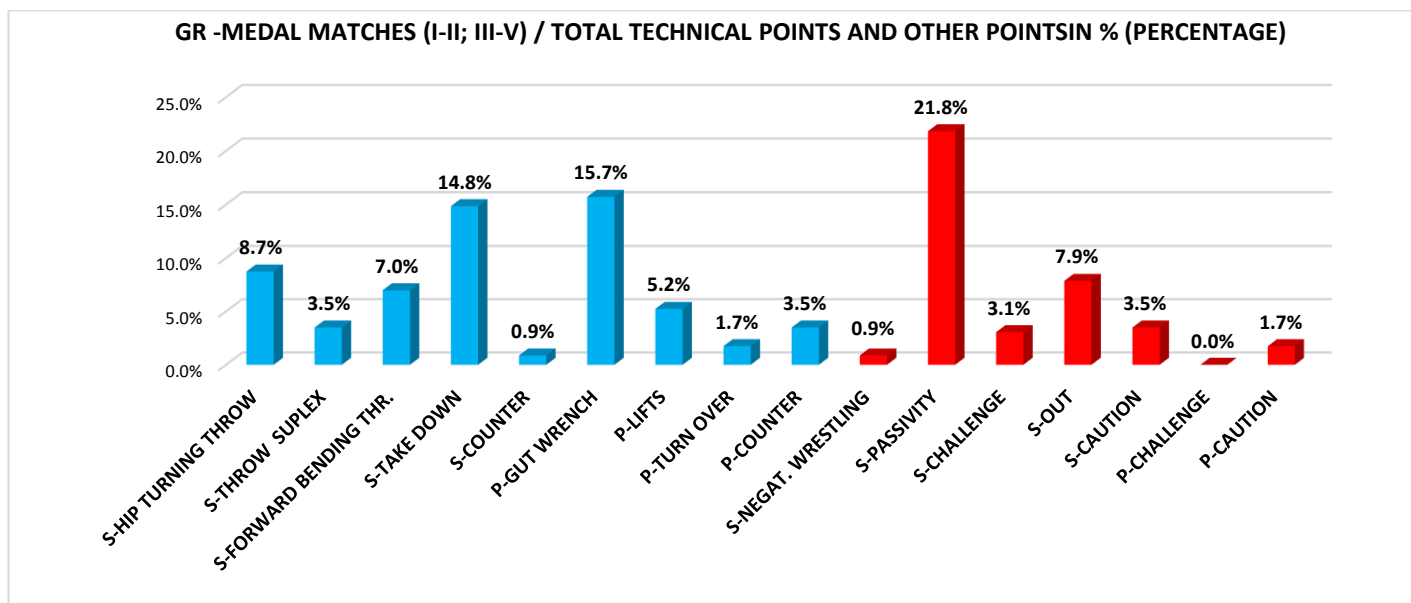
Sn.	POSITION	% POINTS FINAL MATCH.
1.	PERCENTAGE STANDING POSITION	72.1%
2.	PERCENTAGE PARTERRE POSITION	27.9%
TOTAL =		100.0%



21. GR - MEDAL MATCHES (I-II; III-V) / TOTAL TECHNICAL POINTS AND OTHER POINTS

Table GR 39.

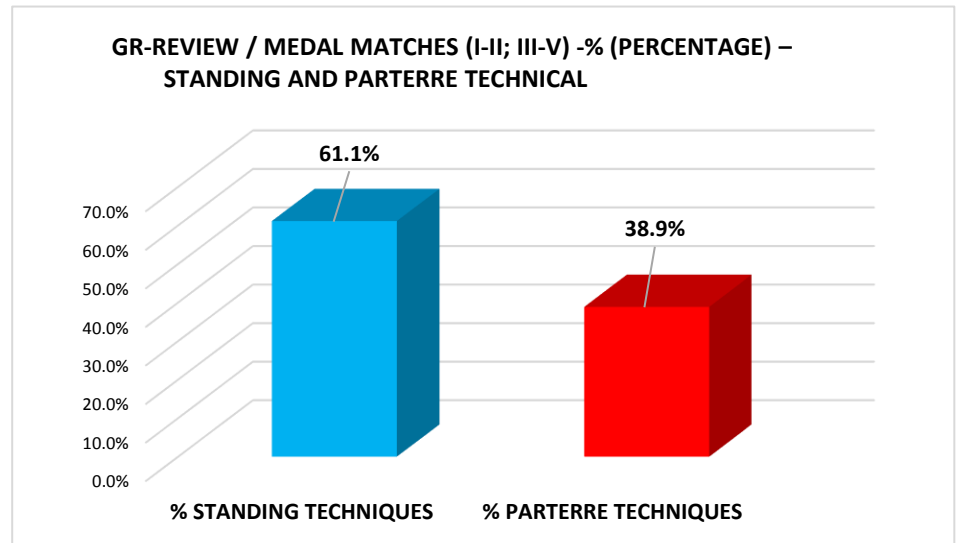
Sn	WRESTLING TECHNIQUES	No. points FINAL MATCH.	% FINAL MATCH.
TECHNICAL POINTS			
1	S-HIP TURNING THROW	20	8.7%
2	S-THROW SUPLEX	8	3.5%
3	S-FORWARD BENDING THR.	16	7.0%
4	S-TAKE DOWN	34	14.8%
5	S-COUNTER	2	0.9%
6	P-GUT WRENCH	36	15.7%
7	P-LIFTS	12	5.2%
8	P-TURN OVER	4	1.7%
9	P-COUNTER	8	3.5%
TOTAL TECHNICAL POINTS =		140	61.1%
OTHER POINTS			
1	S-NEGAT. WRESTLING	2	0.9%
2	S-PASSIVITY	50	21.8%
3	S-CHALLENGE	7	3.1%
4	S-OUT	18	7.9%
5	S-CAUTION	8	3.5%
6	P-CHALLENGE	0	0.0%
7	P-CAUTION	4	1.7%
TOTAL OTHER POINTS =		89	38.9%
ALL TOTAL =		229	100.0%



22. GR - REVIEW / MEDAL MATCHES (I-II; III-V) TECHNICAL POINTS AND OTHER POINTS IN % (PERCENTAGE)

Table GR - 40.

Sn.	TYPE OF POINTS	% POINTS FINAL MATCH.
1.	TECHNICAL POINTS	61.1%
2.	OTHER POINTS	38.9%
TOTAL =		100.00 %



23. GR - WQ/min (total points per minute) PER MEDAL MATCHES (I-II; III-V)

Table GR – 41.

WQ/min (total points per minute) all matches	MEDAL MATCHES
	1.40 points per minute

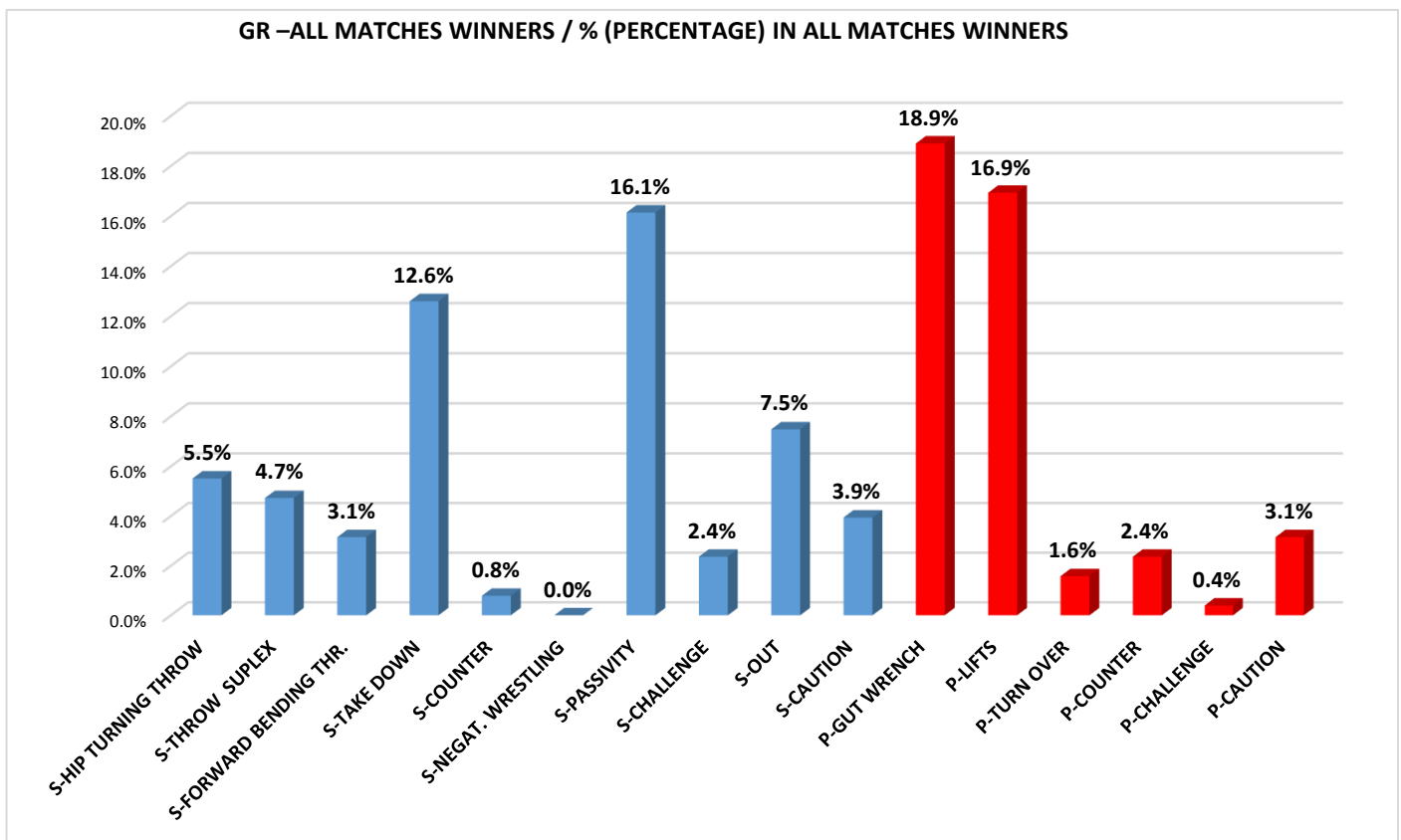
V – ALL WINNERS WRESTLERS /GR

24. GR – ALL MATCHES WINNERS / TOTAL POINTS AND % (PERCENTAGE) IN ALL MATCHES WINNERS

Table GR – 42.

Sn	WRESTLING TECHNIQUES	POINTS ALL MATCHES WINNERS	% ALL MATCHES WINNERS
STANDING POSITION			
1	S-HIP TURNING THROW	14	5,5%
2	S-THROW SUPLEX	12	4,7%
3	S-FORWARD BENDING THROW	8	3,1%
4	S-TAKE DOWN	32	12,6%
5	S-COUNTER	2	0,8%
6	S-NEGAT. WRESTLING	0	0,0%
7	S-PASIVITY	41	16,1%
8	S-CHALLENGE	6	2,4%
9	S-STEP OUT	19	7,5%
10	S-CAUTION	10	3,9%
TOTAL STANDING POSITION =		144	56.7%
PARTERRE POSITION			
1	P-GUT WRENCH	48	18,9%
2	P-LIFTS	43	16,9%
3	P-TURN OVER	4	1,6%
4	P-COUNTER	6	2,4%
5	P-CHALLENGE	1	0,4%
6	P-CAUTION	8	3,1%
TOTAL PARTERRE POSITION =		110	43.3%
ALL TOTAL =		254	100,00

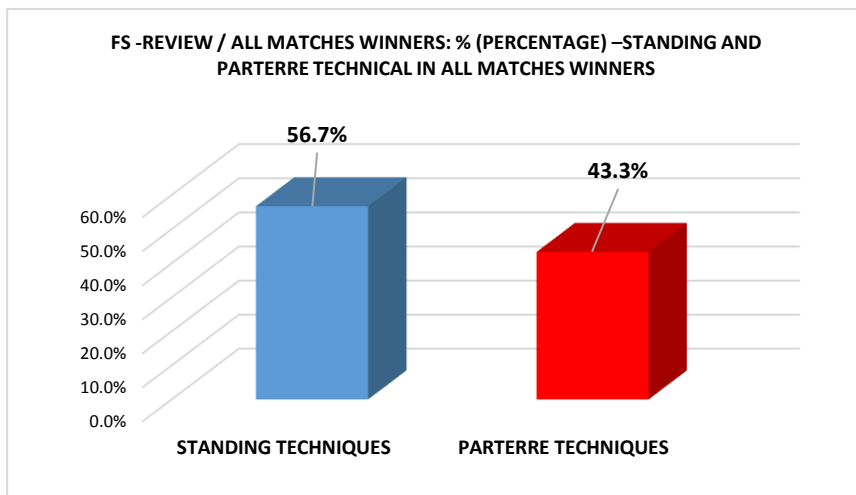
GR –ALL MATCHES WINNERS / % (PERCENTAGE) IN ALL MATCHES WINNERS



25. GR - REVIEW / ALL MATCHES WINNERS: TOTAL POINTS AND % (PERCENTAGE) – STANDING AND PARTERRE TECHNICAL IN ALL MATCHES WINNERS

Table GR – 43.

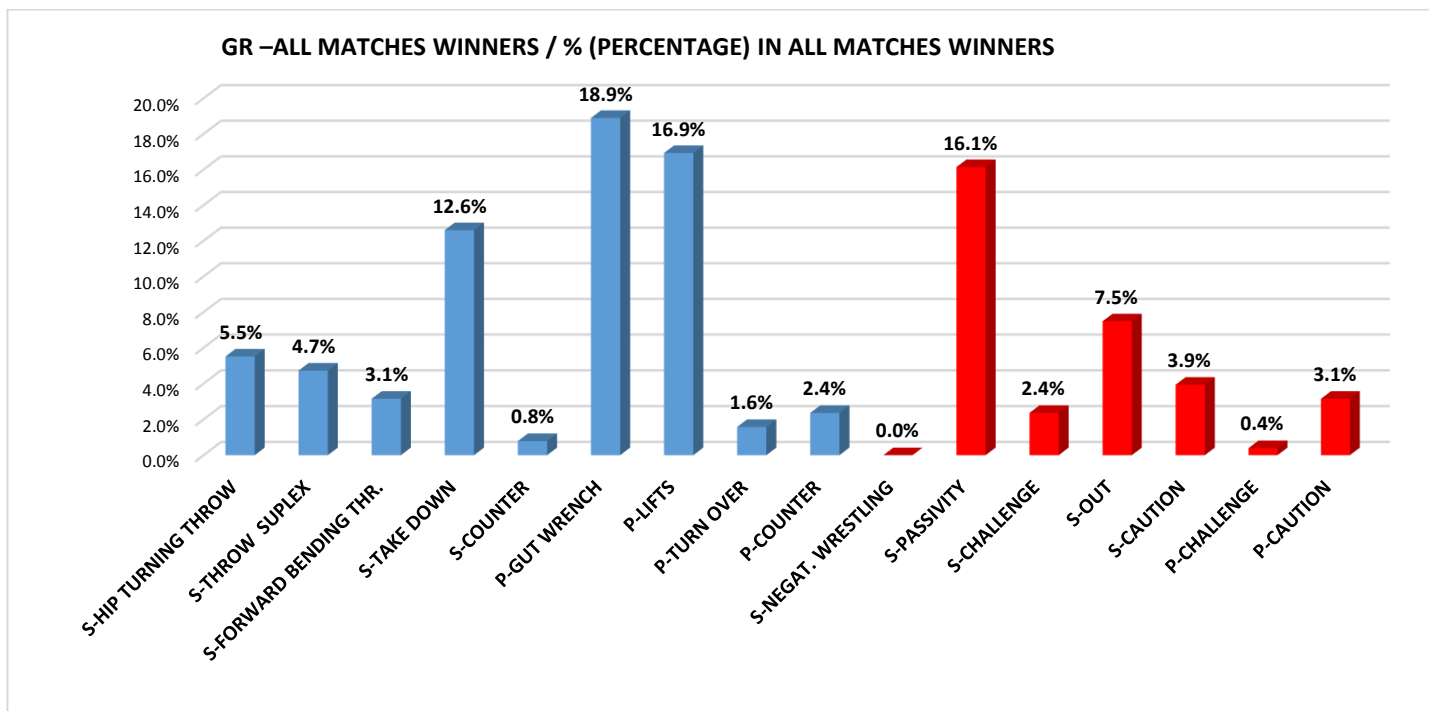
Sn.	POSITION	% ALL MATCHES WINNER
1.	STANDING POSITION	56.7%
2.	PARRTERRE POSITION	43.3%
TOTAL =		100.0%



26. GR - ALL MATCHES WINNERS / TOTAL TECHNICAL POINTS AND OTHER POINTS IN ALL MATCHES WINNERS

Table GR – 44.

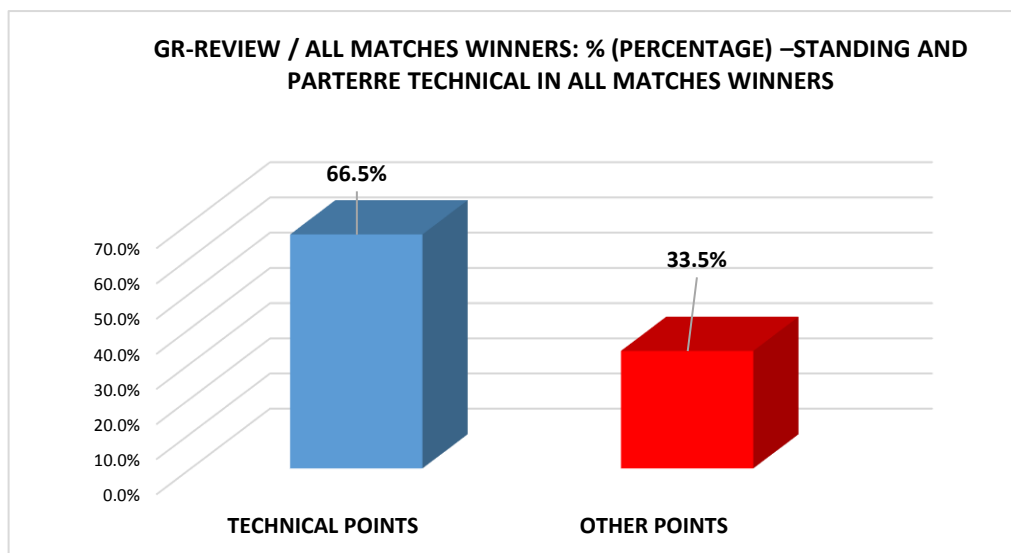
Sn	WRESTLING TECHNIQUES	POINTS	%
TECHNICAL POINTS			
1	S-HIP TURNING THROW	14	5,5%
2	S-THROW SUPLEX	12	4,7%
3	S-FORWARD BENDING THROW	8	3,1%
4	S-TAKE DOWN	32	12,6%
5	S-COUNTER	2	0,8%
6	P-GUT WRENCH	48	18,9%
7	P-LIFTS	43	16,9%
8	P-TURN OVER	4	1,6%
9	P-COUNTER	6	2,4%
TOTAL TECHNICAL POINTS =		169	66.5%
OTHER POINTS			
1	S-NEGAT. WRESTLING	0	0,0%
2	S-PASIVITY	41	16,1%
3	S-CHALLENGE	6	2,4%
4	S-STEP OUT	19	7,5%
5	S-CAUTION	10	3,9%
6	P-CHALLENGE	1	0,4%
7	P-CAUTION	8	3,1%
TOTAL OTHER POINTS =		85	33.5%
ALL TOTAL =		254	100.0%



27. GR - REVIEW / ALL MATCHES WINNERS: TOTAL TECHNICAL POINTS AND OTHER POINTS IN ALL MATCHES WINNERS

Table GR – 45.

Sn.	TYPE OF POINTS	% ALL MATCHES WINNERS
1.	TECHNICAL POINTS	66.5%
2.	OTHER POINTS	33.5%
TOTAL =		100.0%



28. GR - WQ/min (total points per minute): ALL MATCHES WINNERS

Table GR – 46.

WQ/min (total points per minute)	ALL MATCHES WINNER
	1.41 points per minute

VI – RANKING LIST - MOST SUCCESSFUL WRESTLERS CHAMPIONSHIP / GR

29. GR – ALL WINNERS WRESTLERS PER CATEGORY - WIN POINTS

Table GR – 47.

CAT kg	NAME AND SURNAME	NAT	TECHNIQUES STANDING POSITION											TECHNIQUES PATERRE POSITION							TOTAL TECHNICAL POINTS	CLASI. POINTSP	TOTAL MATCHES	TIME
			HIP TURNING TH.	THROW SUPLEX	FORW. BENDING TH.	TAKE DOWN	COUNTER	NEGATIVE WREST.	PASIVITY	CHALLENGE	STEP OUT	CAUTION	TOTAL STANDING	GUT WRENCH	LIFTS	TURN OVER	COUNTER	CHALLENGE	CAUTION	TOTAL PATERRE				
55	NAZARYAN Armen	BUL	4	0	4	2	2	0	2	1	2	0	17	0	15	2	0	0	2	19	36	16	4	13,15
60	GHARIBYAN Gevorg	ARM	4	0	0	2	0	0	4	0	2	2	14	6	8	0	0	0	2	16	30	15	4	16,06
63	NEHODA Maksim	RUS	4	4	0	0	0	0	3	1	2	2	16	0	6	0	0	0	2	8	24	13	4	19,23
67	THORESEN Morten	NOR	0	0	2	0	0	0	6	0	2	0	10	0	0	0	0	0	0	0	10	12	4	24,00
72	STAEBLER Frank	GER	0	0	0	10	0	0	4	0	2	0	16	2	10	0	2	1	2	17	33	15	4	18,10
77	SULEYMANOV Sanan	AZE	0	8	2	2	0	0	5	0	2	0	19	6	0	0	1	0	0	7	26	17	5	29,54
82	HUSEYNOV Rafiq	AZE	0	0	0	2	0	0	5	1	4	2	14	0	4	2	0	0	0	6	20	13	4	21,53
87	NOVIKOV Semen	UKR	2	0	0	8	0	0	3	2	1	0	16	10	0	0	3	0	0	13	29	13	4	21,34
97	ALEKSANYAN Artur	ARM	0	0	0	0	0	0	4	0	1	4	9	22	0	0	0	0	0	22	31	13	4	20,06
130	ALEXUC CIURARIU Alin	ROU	0	0	0	6	0	0	5	1	1	0	13	2	0	0	0	0	0	2	15	12	4	24,00
TOTAL =			14	12	8	32	2	0	41	6	19	10	144	48	43	4	6	1	8	110	254	139	41	207.01

30. GR – ALL WINNERS WRESTLERS PER CATEGORY - LOST POINTS

Table GR – 48.

CAT kg	NAME AND SURNAME	NAT	TECHNIQUES STANDING POSITION											TECHNIQUES PATERRE POSITION							TOTAL TECHNICAL POINTS	CLASI. POINTSP	TOTAL MATCHES	TIME
			HIP TURNING TH.	THROW SUPLEX	FORW. BENDING TH.	TAKE DOWN	COUNTER	NEGATIVE WREST.	PASIVITY	CHALLENGE	STEP OUT	CAUTION	TOTAL STANDING	GUT WRENCH	LIFTS	TURN OVER	COUNTER	CHALLENGE	CAUTION	TOTAL PATERRE				
55	NAZARYAN Armen	BUL	0	0	0	4	0	0	1	0	1	0	6	4	0	0	0	0	0	4	10	2	4	13,15
60	GHARIBYAN Gevorg	ARM	0	0	2	0	0	2	1	0	1	0	6	0	0	0	0	0	0	0	6	2	4	16,06
63	NEHODA Maksim	RUS	0	0	0	0	0	0	1	1	0	2	4	2	0	2	1	0	0	5	9	2	4	19,23
67	THORESEN Morten	NOR	0	0	0	0	0	0	3	0	1	0	4	0	0	0	0	0	2	2	6	3	4	24,00
72	STAEBLER Frank	GER	0	0	0	0	0	0	2	0	1	0	3	0	0	0	0	0	0	0	3	2	4	18,10
77	SULEYMANOV Sanan	AZE	0	0	4	0	0	0	2	0	0	0	6	2	0	0	0	0	0	2	8	2	5	29,54
82	HUSEYNOV Rafiq	AZE	0	0	0	0	0	0	2	0	2	0	4	0	0	0	0	0	0	0	4	3	4	21,53
87	NOVIKOV Semen	UKR	0	0	0	2	0	0	3	0	0	1	6	0	0	0	0	0	0	0	6	3	4	21,34
97	ALEKSANYAN Artur	ARM	0	0	0	0	0	0	3	0	0	0	3	0	0	0	0	0	0	0	3	3	4	20,06
130	ALEXUC CIURARIU Alin	ROU	0	0	0	0	0	0	2	0	0	2	4	0	0	0	0	0	0	0	4	3	4	24,00
TOTAL =			0	0	6	6	0	2	20	1	6	5	46	8	0	2	1	0	2	13	59	25	41	207,01

31. GR – MOST SUCCESSFUL WRESTLER (INDEX – MSW)

Table GR - 49.

Rnk.	CAT kg	Name and surname	NAT	TIME	TP PLUS	TP MINUS	WQ/min (+/-)	Nb match	CP PLUS	CP MINUS	CP (+/-) (difeerent)	BWI
1.	55	NAZARYAN Armen	BUL	13,15	36	10	1,98	4	16	2	3,50	5,48
					2,74	0,76			4,00	0,50		
2.	72	STAEBLER Frank	GER	18,10	33	3	1,65	4	15	2	3,25	4,90
					1,82	0,17			3,75	0,50		
3.	60	GHARIBYAN Gevorg	ARM	16,06	30	6	1,50	4	15	2	3,25	4,75
					1,87	0,37			3,75	0,50		
4.	97	ALEKSANYAN Artur	ARM	20,06	31	3	1,40	4	13	3	2,50	3,90
					1,55	0,15			3,25	0,75		
5.	77	SULEYMANOV Sanan	AZE	29,54	26	8	0,61	5	17	2	3,00	3,61
					0,88	0,27			3,40	0,40		
6.	87	NOVIKOV Semen	UKR	21,34	29	6	1,08	4	13	3	2,50	3,58
					1,36	0,28			3,25	0,75		
7.	63	NEHODA Maksim	RUS	19,23	24	9	0,78	4	13	2	2,75	3,53
					1,25	0,47			3,25	0,50		
8.	82	HUSEYNOV Rarif	AZE	21,53	20	4	0,74	4	13	3	2,50	3,24
					0,93	0,19			3,25	0,75		
9.	130	ALEXUC CIURARIU Alin	ROU	24,00	15	4	0,46	4	12	3	2,25	2,71
					0,63	0,17			3,00	0,75		
10.	67	THORESEN Morten	NOR	24,00	10	6	0,17	4	12	3	2,25	2,42
					0,42	0,25			3,00	0,75		

FORMULA

$$MSW = (WQ/minW - WQ/minL) + (CPW/NM - CPL/NM)$$

Legend:

MSW – Most Successful Wrestler (Index)

WQ/minW– Number WIN (+) points per 1 minute

WQ/minL – Number lost (-) points per 1 minute

CPW – Classification points WIN (+)

CPL – Classification points lost (-)

NM – Number matches

VII – REVIEW BY THREE BASIC VARIABLE AND THREE TYPES OF ANALYSIS / GR

32. GR - REVIEW POINTS STANDING AND PARTERRE: 1. ALL MATCHES, 2. FINAL MATCHES I-II AND III-V, 3. ALL MATCHES WINNERS

Table GR – 50.

Sn	TECHNIQUES	% POINTS ALL MATCHES	% POINTS MEDAL MATCHES	% POINTS WINNER MATCHES
TECHNIQUES STANDING POSITION				
1	S-HIP TURNING THROW	7,4%	8.7%	5.6%
2	S-THROW SUPLEX	3,3%	3.5%	4.8%
3	S-FORWARD BENDING THROW	4,0%	7.0%	3.2%
4	S-TAKE DOWN	11,4%	14.8%	12.0%
5	S-COUNTER	0,9%	0.9%	0.8%
6	S-NEGAT. WRESTLING	0,4%	0.9%	0.0%
7	S-PASIVITY	18,0%	21.8%	16.5%
8	S-CHALLENGE	1,6%	3.1%	2.0%
9	S-STEP OUT	6,9%	7.9%	7.6%
10	S-CAUTION	3,2%	3.5%	4.0%
TECHNIQUES PARTERRE POSITION				
11	P-GUT WRENCH	21,7%	15.7%	18.5%
12	P-LIFTS	12,8%	5.2%	17.3%
13	P-TURN OVER	2,9%	1.7%	1.6%
14	P-COUNTER	2,8%	3.5%	2.4%
15	P-CHALLENGE	0,5%	0.0%	0.4%
16	P-CAUTION	2,1%	1.7%	3.2%

GR- REVIEW POINTS STANDING AND PARTERRE: 1. ALL MATCHES, 2. FINAL MATCHES I-II AND III-V, 3. ALL MATCHES WINNERS

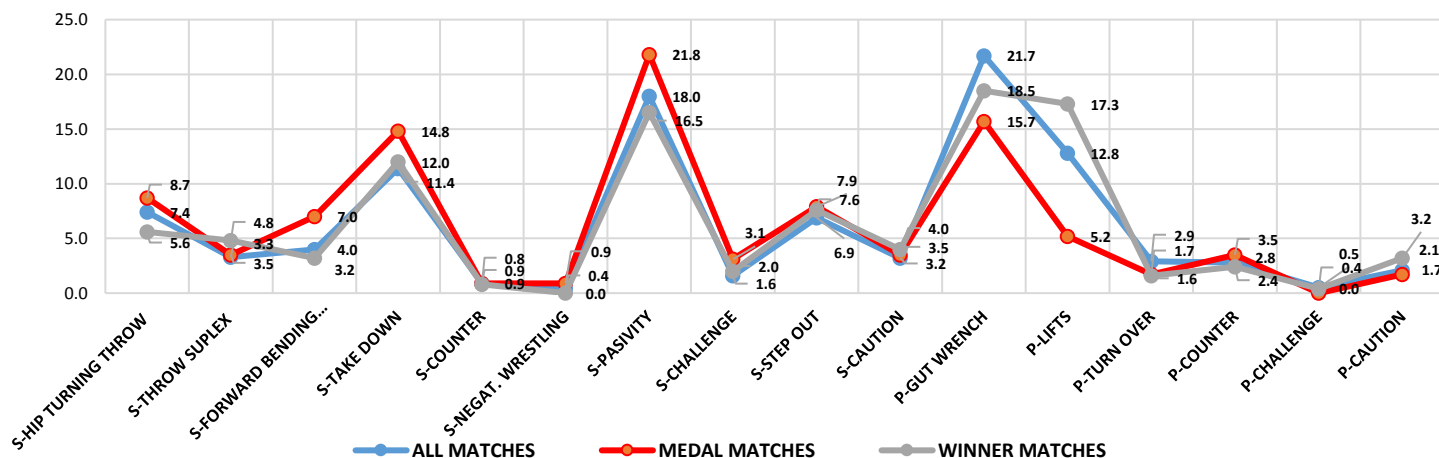
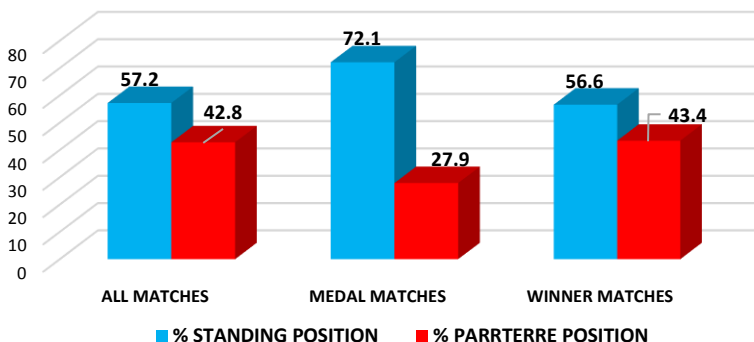


Table GR – 51.

POSITION	ALL MATCHES	MEDAL MATCHES	WINNER MATCHES
STANDING POSITION	57.2%	72.1%	56.6%
PARTERRE POSITION	42.8%	27.9%	43.4%
TOTAL =	100.0%	100.0%	100.0%

GR - % POINTS STANDING AND PARTERRE: 1. ALL MATCHES, 2. FINAL MATCHES I-II AND III-V, 3. ALL MATCHES WINNERS - TOTAL



33. GR - REVIEW TECHNICAL POINTS - OTHER POINTS: ALL MATCHES, 2. FINAL MATCHES I-II AND III-V, 3. ALL MATCHES WINNERS

Table GR – 52.

Sn	TECHNIQUES	% POINTS ALL MATCHES	% POINTS MEDAL MATCHES	% POINTS WINNER MATCHES
TECHNICAL POINTS				
1	S-HIP TURNING THROW	7,4%	8.7%	5.6%
2	S-THROW SUPLEX	3,3%	3.5%	4.8%
3	S-FORWARD BENDING THROW	4,0%	7.0%	3.2%
4	S-TAKE DOWN	11,4%	14.8%	12.0%
5	S-COUNTER	0,9%	0.9%	0.8%
6	P-GUT WRENCH	21,7%	15.7%	18.5%
7	P-LIFTS	12,8%	5.2%	17.3%
8	P-TURN OVER	2,9%	1.7%	1.6%
9	P-COUNTER	2,8%	3.5%	2.4%
OTHER POINTS				
10	S-NEGAT. WRESTLING	0,4%	0.9%	0.0%
11	S-PASIVITY	18,0%	21.8%	16.5%
12	S-CHALLENGE	1,6%	3.1%	2.0%
13	S-STEP OUT	6,9%	7.9%	7.6%
14	S-CAUTION	3,2%	3.5%	4.0%
15	P-CHALLENGE	0,5%	0.0%	0.4%
16	P-CAUTION	2,1%	1.7%	3.2%

GR - REVIEW TECHNICAL POINTS - OTHER POINTS: ALL MATCHES, 2. FINAL MATCHES I-II AND III-V, 3. ALL MATCHES WINNERS

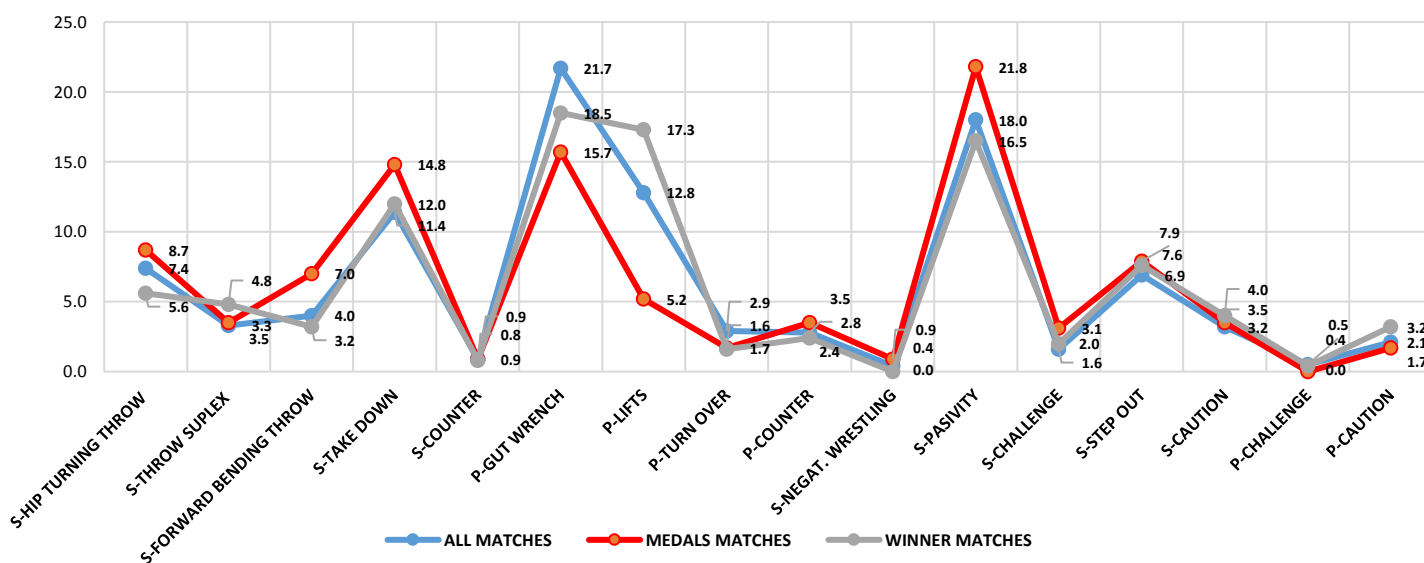
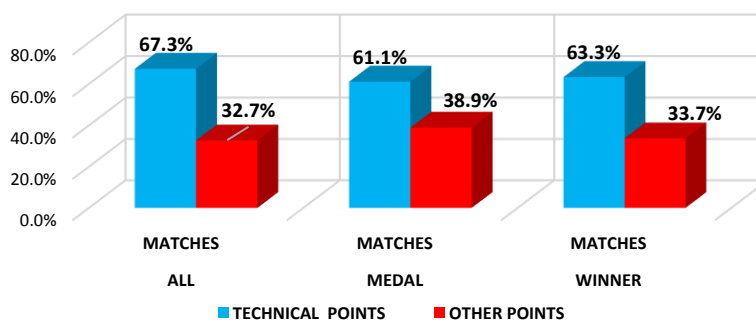


Table GR – 53.

GR - REVIEW % TECHNICAL POINTS - OTHER POINTS: ALL MATCHES, 2. FINAL MATCHES I-II AND III-V, 3. ALL MATCHES WINNERS - TOTAL

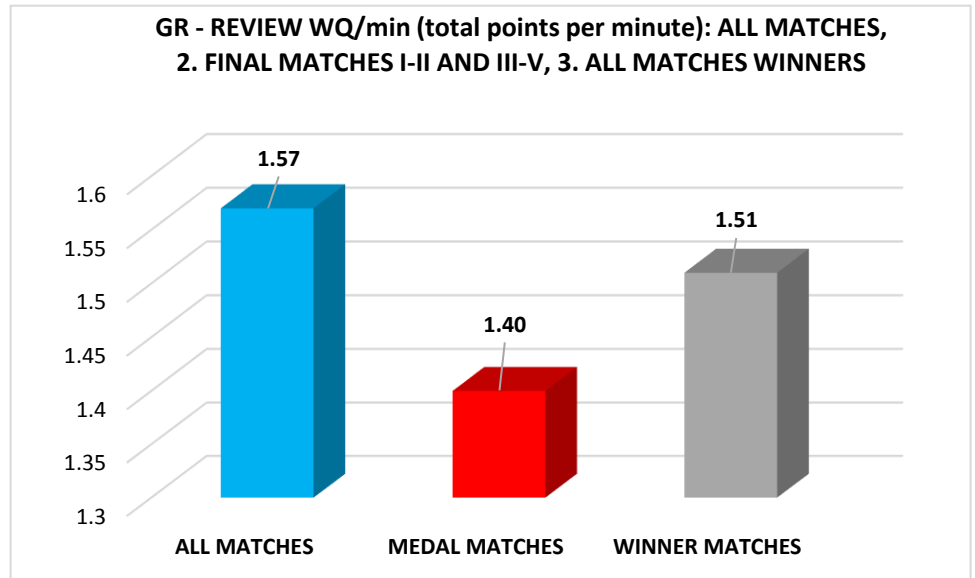
TYPE OF POINTS	ALL MATCHES	MEDAL MATCHES	WINNER MATCHES
TECHNICAL POINTS	67.3%	61.1%	63.3%
OTHER POINTS	32.7%	38.9%	33.7%
TOTAL =	100.0%	100.0%	100.0%



34. GR - REVIEW WQ/min (total points per minute): ALL MATCHES, 2. FINAL MATCHES I-II AND III-V, 3. ALL MATCHES WINNERS

Table GR – 54.

Sn	TYPE MATCHES	WQ/min
1	ALL MATCHES	1.57
2	MEDAL MATCHES	1.40
3	WINNER MATCHES	1.51



FREE STYLE

(43 – 76 pages)

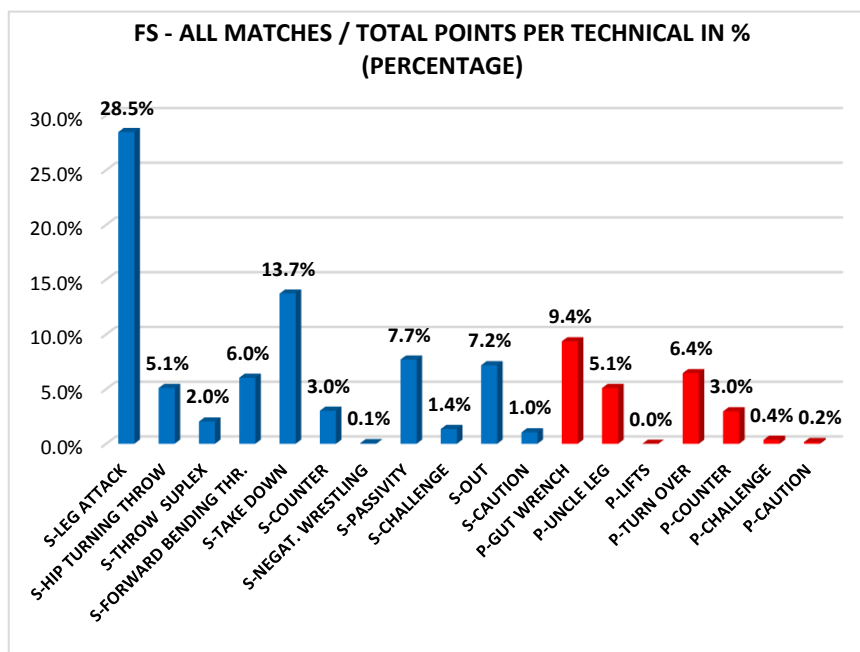
I – GENERAL DATA /FS,

ANALYSIS OF ALL MATCHES – FS STYLE

1. FS - ALL MATCHES / TOTAL POINTS PER TECHNICAL AND % (PERCENTAGE)

Table FS 1.

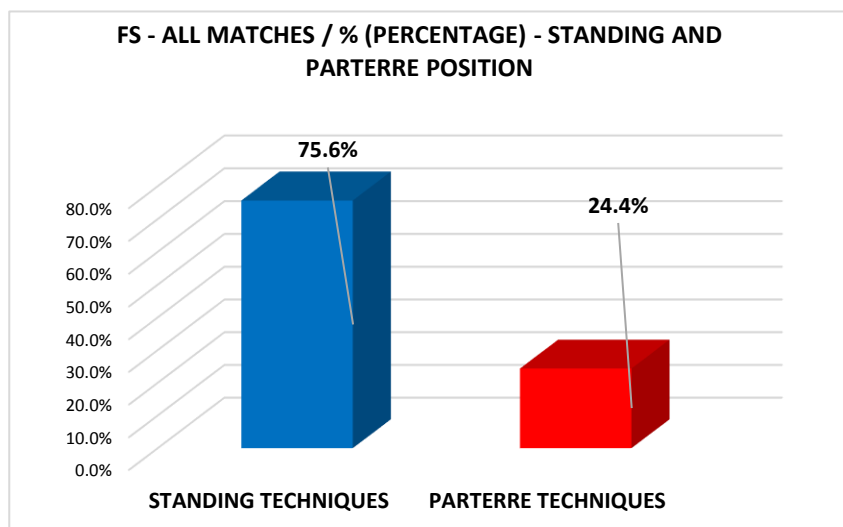
Sn	WRESTLING TECHNIQUES	POINTS	%
STANDING POSITION			
1	S-LEG ATTACK	548	28.5%
2	S-HIP TURNING THROW	98	5.1%
3	S-THROW SUPLEX	39	2.0%
4	S-FORWARD BENDING THR.	116	6.0%
5	S-TAKE DOWN	264	13.7%
6	S-COUNTER	58	3.0%
7	S-NEGAT. WRESTLING	1	0.1%
8	S-ACTIVITY TIME	148	7.7%
9	S-CHALLENGE	26	1.4%
10	S-STEP OUT	138	7.2%
11	S-CAUTION	20	1.0%
TOTAL =		1456	75.6%
PARTERRE POSITION			
1	P-GUT WRENCH	180	9.4%
2	P-ANGLE LEG	98	5.1%
3	P-LIFTS	0	0.0%
4	P-TURN OVER	124	6.4%
5	P-COUNTER	57	3.0%
6	P-CHALLENGE	7	0.4%
7	P-CAUTION	3	0.2%
TOTAL =		469	24.4%
ALL TOTAL =		1925	100.0%



2. FS - ALL MATCHES / TOTAL POINTS AND % (PERCENTAGE) – STANDING OR PARTERRE TECHNIQUES

Table FS 2.

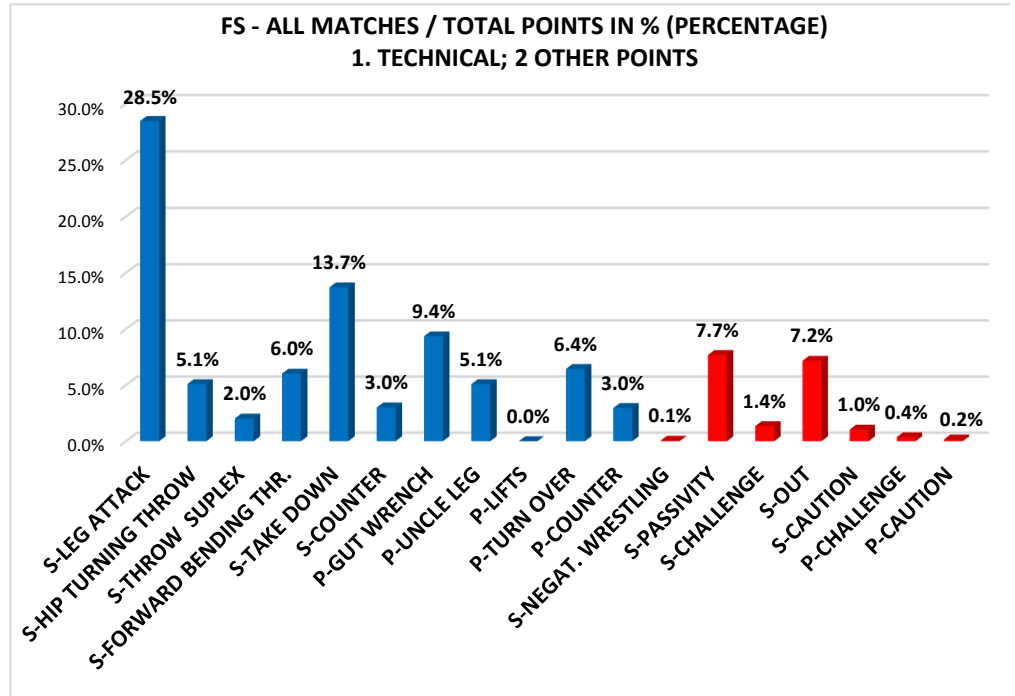
Sn.	POSITION	No. points	% points
1.	POINTS STANDING TECHNIQUES	1456	75.6%
2.	POINTS PARTERRE TECHNIQUES	469	24.4%
TOTAL =		1925	100.0%



3. FS - ALL MATCHES / TOTAL POINTS IN % (PERCENTAGE) – 1. TECHNICAL POINTS, 2. OTHER POINTS

Table FS 3.

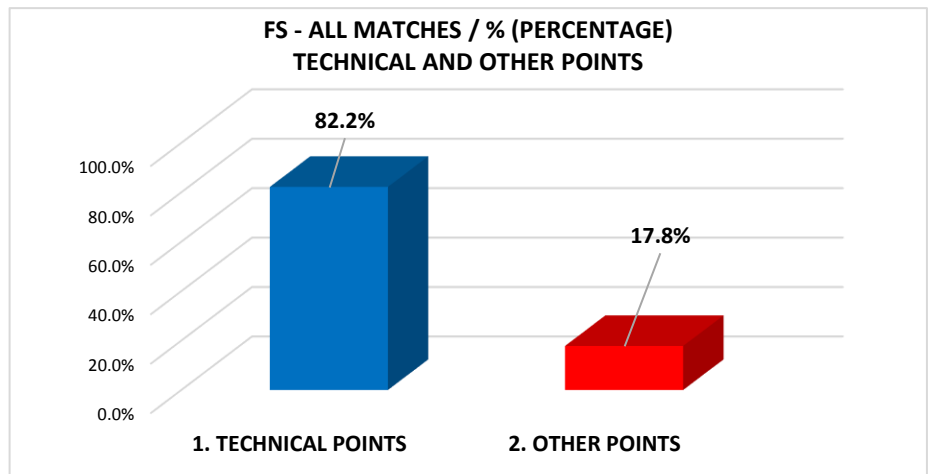
Sn	WRESTLING TECHNIQUES	%
TECHNICAL POINTS		
1	S-LEG ATTACK	28.5%
2	S-HIP TURNING THROW	5.1%
3	S-THROW SUPLEX	2.0%
4	S-FORWARD BENDING THR.	6.0%
5	S-TAKE DOWN	13.7%
6	S-COUNTER	3.0%
7	P-GUT WRENCH	9.4%
8	P-UNCLE LEG	5.1%
9	P-LIFTS	0.0%
10	P-TURN OVER	6.4%
11	P-COUNTER	3.0%
TOTAL TECHNICAL POINTS =		82.2%
OTHER POINTS		
1	S-NEGAT. WRESTLING	0.1%
2	S-ACTIVITY TIME	7.7%
3	S-CHALLENGE	1.4%
4	S-STEP OUT	7.2%
5	S-CAUTION	1.0%
6	P-CHALLENGE	0.4%
7	P-CAUTION	0.2%
TOTAL OTHER POINTS =		17.8%
ALL TOTAL =		100.0%



4. FS - ALL MATCHES / TOTAL TECHNICAL POINTS - OTHER POINTS AND % (PERCENTAGE)

Table FS 4.

Sn.	TYPE OF POINTS	No. points	%
1.	TECHNICAL POINTS	1582	82.2%
2.	OTHER POINTS	343	17.8%
TOTAL =		1925	100.0%



5. FS – ALL MATCHES / WQ/min (total points per minute)

Table FS 5.

WQ/min (total points per minute) for all matches =	1.72 points per minute
---	-------------------------------

II - WEIGHT CATEGORY /FS,

6. FS - WEIGHT CATEGORY / TOTAL POINTS PER CATEGORY - TECHNICAL POINTS AND % (PERCENTAGE)

LIGHT CATEGORY

Table FS 6.

FS - 57 kg			
Sn	WRESTLING TECHNIQUES	POINTS	%
STANDING POSITION			
1	S-LEG ATTACK	50	28,7%
2	S-HIP TURNING THROW	6	3,4%
3	S-THROW SUPLEX	4	2,3%
4	S-FORWARD BENDING THROW	10	5,7%
5	S-TAKE DOWN	28	16,1%
6	S-COUNTER	0	0,0%
7	S-NEGAT. WRESTLING	1	0,6%
8	S-ACTIVITY TIME	10	5,7%
9	S-CHALLENGE	5	2,9%
10	S-STEP OUT	12	6,9%
11	S-CAUTION	0	0,0%
TOTAL STANDING POSITION =		126	72,4%
PARTERRE POSITION			
1	P-GUT WRENCH	6	3,4%
2	P-ANGLE LEG	16	9,2%
3	P-LIFTS	0	0,0%
4	P-TURN OVER	14	8,0%
5	P-COUNTER	12	6,9%
6	P-CHALLENGE	0	0,0%
7	P-CAUTION	0	0,0%
TOTAL PARTERRE POSITION =		48	27,6%
ALL TOTAL =		174	100,0%
TIME =		100.29	
WQ/min =		1.73	

Table FS 7.

FS - 61 kg			
Sn	WRESTLING TECHNIQUES	POINTS	%
STANDING POSITION			
1	S-LEG ATTACK	46	31,3%
2	S-HIP TURNING THROW	20	13,6%
3	S-THROW SUPLEX	4	2,7%
4	S-FORWARD BENDING THROW	6	4,1%
5	S-TAKE DOWN	6	4,1%
6	S-COUNTER	6	4,1%
7	S-NEGAT. WRESTLING	0	0,0%
8	S-ACTIVITY TIME	13	8,8%
9	S-CHALLENGE	4	2,7%
10	S-STEP OUT	10	6,8%
11	S-CAUTION	2	1,4%
TOTAL STANDING POSITION =		117	79,6%
PARTERRE POSITION			
1	P-GUT WRENCH	10	6,8%
2	P-ANGLE LEG	4	2,7%
3	P-LIFTS	0	0,0%
4	P-TURN OVER	12	8,2%
5	P-COUNTER	4	2,7%
6	P-CHALLENGE	0	0,0%
7	P-CAUTION	0	0,0%
TOTAL PARTERRE POSITION =		30	20,4%
ALL TOTAL =		147	100,0%
TIME =		92.10	
WQ/min =		1.60	

Table FS 8.

FS - 65 kg			
Sn	WRESTLING TECHNIQUES	POINTS	%
STANDING POSITION			
1	S-LEG ATTACK	70	30,8%
2	S-HIP TURNING THROW	12	5,3%
3	S-THROW SUPLEX	4	1,8%
4	S-FORWARD BENDING THROW	8	3,5%
5	S-TAKE DOWN	28	12,3%
6	S-COUNTER	8	3,5%
7	S-NEGAT. WRESTLING	0	0,0%
8	S-ACTIVITY TIME	14	6,2%
9	S-CHALLENGE	2	0,9%
10	S-STEP OUT	24	10,6%
11	S-CAUTION	4	1,8%
TOTAL STANDING POSITION =		174	76,7%
PARTERRE POSITION			
1	P-GUT WRENCH	20	8,8%
2	P-ANGLE LEG	16	7,0%
3	P-LIFTS	0	0,0%
4	P-TURN OVER	10	4,4%
5	P-COUNTER	7	3,1%
6	P-CHALLENGE	0	0,0%
7	P-CAUTION	0	0,0%
TOTAL PARTERRE POSITION =		53	23,3%
ALL TOTAL =		227	100,0%
TIME =		125.13	
WQ/min =		1.81	

Table FS 9.

FS - 70kg			
Sn	WRESTLING TECHNIQUES	POINTS	%
STANDING POSITION			
1	S-LEG ATTACK	60	26,7%
2	S-HIP TURNING THROW	16	7,1%
3	S-THROW SUPLEX	4	1,8%
4	S-FORWARD BENDING THROW	4	1,8%
5	S-TAKE DOWN	18	8,0%
6	S-COUNTER	10	4,4%
7	S-NEGAT. WRESTLING	0	0,0%
8	S-ACTIVITY TIME	20	8,9%
9	S-CHALLENGE	3	1,3%
10	S-STEP OUT	14	6,2%
11	S-CAUTION	0	0,0%
TOTAL STANDING POSITION =		149	66,2%
PARTERRE POSITION			
1	P-GUT WRENCH	24	10,7%
2	P-ANGLE LEG	28	12,4%
3	P-LIFTS	0	0,0%
4	P-TURN OVER	18	8,0%
5	P-COUNTER	5	2,2%
6	P-CHALLENGE	1	0,4%
7	P-CAUTION	0	0,0%
TOTAL PARTERRE POSITION =		76	33,8%
ALL TOTAL =		225	100,0%
TIME =		125.29	
WQ/min =		1.80	

MIDDLE CATEGORY

Table FS 10.

FS - 74 kg			
Sn	WRESTLING TECHNIQUES	POINTS	%
STANDING POSITION			
1	S-LEG ATTAK	76	35,7%
2	S-HIP TURNING THROW	6	2,8%
3	S-THROW SUPLEX	9	4,2%
4	S-FORWARD BENDING THROW	20	9,4%
5	S-TAKE DOWN	40	18,8%
6	S-COUNTER	4	1,9%
7	S-NEGAT. WRESTLING	0	0,0%
8	S-ACTIVITY TIME	16	7,5%
9	S-CHALLENGE	2	0,9%
10	S-STEP OUT	7	3,3%
11	S-CAUTION	2	0,9%
TOTAL STANDING POSITION =		182	85,4%
PARTERRE POSITION			
1	P-GUT WRENCH	12	5,6%
2	P-ANGLE LEG	2	0,9%
3	P-LIFTS	0	0,0%
4	P-TURN OVER	8	3,8%
5	P-COUNTER	8	3,8%
6	P-CHALLENGE	0	0,0%
7	P-CAUTION	1	0,5%
TOTAL PARTERRE POSITION =		31	14,6%
ALL TOTAL =		213	100,0%
TIME =		126.45	
WQ/min =		1.68	

Table FS 11.

FS - 79 kg			
Sn	WRESTLING TECHNIQUES	POINTS	%
STANDING POSITION			
1	S-LEG ATTAK	46	21,8%
2	S-HIP TURNING THROW	14	6,6%
3	S-THROW SUPLEX	4	1,9%
4	S-FORWARD BENDING THROW	20	9,5%
5	S-TAKE DOWN	44	20,9%
6	S-COUNTER	0	0,0%
7	S-NEGAT. WRESTLING	0	0,0%
8	S-ACTIVITY TIME	16	7,6%
9	S-CHALLENGE	2	0,9%
10	S-STEP OUT	16	7,6%
11	S-CAUTION	1	0,5%
TOTAL STANDING POSITION =		163	77,3%
PARTERRE POSITION			
1	P-GUT WRENCH	24	11,4%
2	P-ANGLE LEG	4	1,9%
3	P-LIFTS	0	0,0%
4	P-TURN OVER	16	7,6%
5	P-COUNTER	2	0,9%
6	P-CHALLENGE	1	0,5%
7	P-CAUTION	1	0,5%
TOTAL PARTERRE POSITION =		48	22,7%
ALL TOTAL =		211	100,0%
TIME =		111.04	
WQ/min =		1.90	

Table FS 12.

FS - 86 kg			
Sn	WRESTLING TECHNIQUES	POINTS	%
STANDING POSITION			
1	S-LEG ATTAK	68	36,2%
2	S-HIP TURNING THROW	0	0,0%
3	S-THROW SUPLEX	0	0,0%
4	S-FORWARD BENDING THROW	6	3,2%
5	S-TAKE DOWN	34	18,1%
6	S-COUNTER	4	2,1%
7	S-NEGAT. WRESTLING	0	0,0%
8	S-ACTIVITY TIME	19	10,1%
9	S-CHALLENGE	3	1,6%
10	S-STEP OUT	12	6,4%
11	S-CAUTION	1	0,5%
TOTAL STANDING POSITION =		147	78,2%
PARTERRE POSITION			
1	P-GUT WRENCH	16	8,5%
2	P-ANGLE LEG	0	0,0%
3	P-LIFTS	0	0,0%
4	P-TURN OVER	20	10,6%
5	P-COUNTER	4	2,1%
6	P-CHALLENGE	1	0,5%
7	P-CAUTION	0	0,0%
TOTAL PARTERRE POSITION =		41	21,8%
ALL TOTAL =		188	100,0%
TIME =		141.07	
WQ/min =		1.33	

HEAVYWEIGHT CATEGORY

Table FS 13.

FS - 92 kg			
Sn	WRESTLING TECHNIQUES	POINTS	%
STANDING POSITION			
1	S-LEG ATTAK	18	13,2%
2	S-HIP TURNING THROW	16	11,8%
3	S-THROW SUPLEX	0	0,0%
4	S-FORWARD BENDING THROW	24	17,6%
5	S-TAKE DOWN	24	17,6%
6	S-COUNTER	2	1,5%
7	S-NEGAT. WRESTLING	0	0,0%
8	S-ACTIVITY TIME	14	10,3%
9	S-CHALLENGE	2	1,5%
10	S-STEP OUT	12	8,8%
11	S-CAUTION	0	0,0%
TOTAL STANDING POSITION =		112	82,4%
PARTERRE POSITION			
1	P-GUT WRENCH	8	5,9%
2	P-ANCLÉ LEG	14	10,3%
3	P-LIFTS	0	0,0%
4	P-TURN OVER	0	0,0%
5	P-COUNTER	2	1,5%
6	P-CHALLENGE	0	0,0%
7	P-CAUTION	0	0,0%
TOTAL PARTERRE POSITION =		24	17,6%
ALL TOTAL =		136	100,0%
TIME =		77.18	
WQ/min =		1.76	

Table FS 14.

FS - 97 kg			
Sn	WRESTLING TECHNIQUES	POINTS	%
STANDING POSITION			
1	S-LEG ATTAK	66	29,9%
2	S-HIP TURNING THROW	4	1,8%
3	S-THROW SUPLEX	6	2,7%
4	S-FORWARD BENDING THROW	12	5,4%
5	S-TAKE DOWN	28	12,7%
6	S-COUNTER	12	5,4%
7	S-NEGAT. WRESTLING	0	0,0%
8	S-ACTIVITY TIME	10	4,5%
9	S-CHALLENGE	2	0,9%
10	S-STEP OUT	19	8,6%
11	S-CAUTION	3	1,4%
TOTAL STANDING POSITION =		162	73,3%
PARTERRE POSITION			
1	P-GUT WRENCH	20	9,0%
2	P-ANCLÉ LEG	2	0,9%
3	P-LIFTS	0	0,0%
4	P-TURN OVER	20	9,0%
5	P-COUNTER	13	5,9%
6	P-CHALLENGE	4	1,8%
7	P-CAUTION	0	0,0%
TOTAL PARTERRE POSITION =		59	26,7%
ALL TOTAL =		221	100,0%
TIME =		126.15	
WQ/min =		1.75	

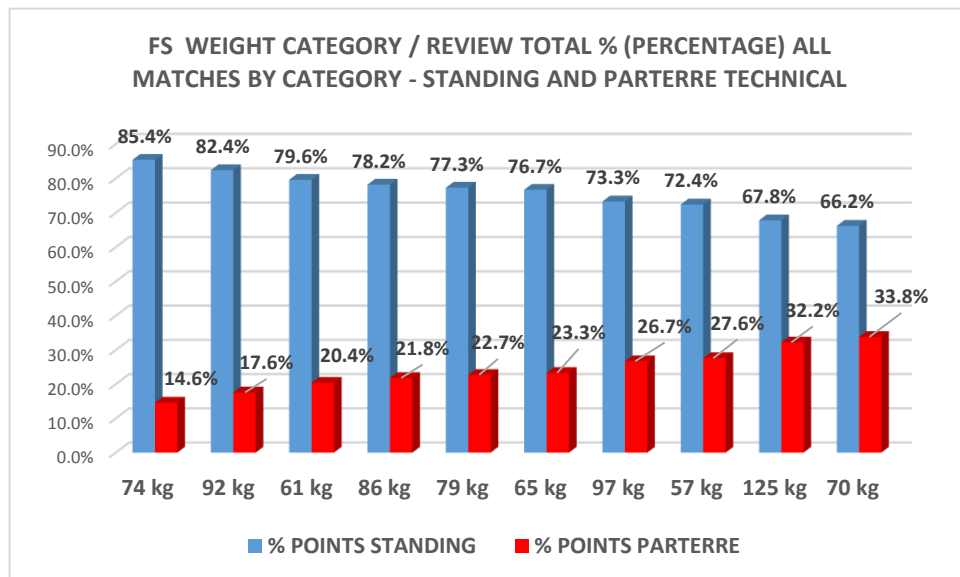
Table FS 15.

FS - 125kg			
Sn	WRESTLING TECHNIQUES	POINTS	%
STANDING POSITION			
1	S-LEG ATTAK	48	26,2%
2	S-HIP TURNING THROW	4	2,2%
3	S-THROW SUPLEX	4	2,2%
4	S-FORWARD BENDING THROW	6	3,3%
5	S-TAKE DOWN	14	7,7%
6	S-COUNTER	12	6,6%
7	S-NEGAT. WRESTLING	0	0,0%
8	S-ACTIVITY TIME	16	8,7%
9	S-CHALLENGE	1	0,5%
10	S-STEP OUT	12	6,6%
11	S-CAUTION	7	3,8%
TOTAL STANDING POSITION =		124	67,8%
PARTERRE POSITION			
1	P-GUT WRENCH	40	21,9%
2	P-ANCLÉ LEG	12	6,6%
3	P-LIFTS	0	0,0%
4	P-TURN OVER	6	3,3%
5	P-COUNTER	0	0,0%
6	P-CHALLENGE	0	0,0%
7	P-CAUTION	1	0,5%
TOTAL PARTERRE POSITION =		59	32,2%
ALL TOTAL =		183	100,0%
TIME =		97.02	
WQ/min =		1.89	

7. FS - WEIGHT CATEGORY / REVIEW - TOTAL % (PERCENTAGE) ALL MATCHES – STANDING AND PARTERRE TECHNICAL

Table FS 16.

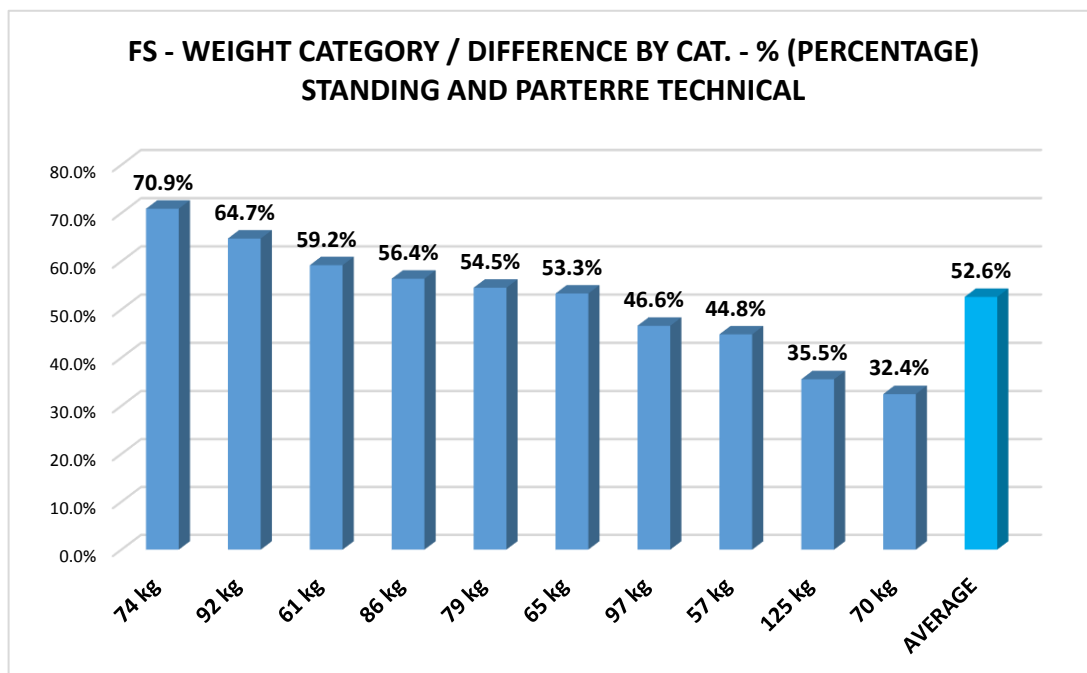
sn	CAT	% POINTS STANDING	% POINTS PARTERRE
1	74 kg	85,4%	14,6%
2	92 kg	82,4%	17,6%
3	61 kg	79,6%	20,4%
4	86 kg	78,2%	21,8%
5	79 kg	77,3%	22,7%
6	65 kg	76,7%	23,3%
7	97 kg	73,3%	26,7%
8	57 kg	72,4%	27,6%
9	125 kg	67,8%	32,2%
10	70 kg	66,2%	33,8%



8. FS - WEIGHT CATEGORY / DIFFERENCE – % (PERCENTAGE) OF STANDING AND PARTERRE TECHNICAL

Table FS 17.

Sn	Kat.	DIFFERENCE
1	74 kg	70,9%
2	92 kg	64,7%
3	61 kg	59,2%
4	86 kg	56,4%
5	65 kg	54,5%
6	79 kg	53,3%
7	97 kg	46,6%
8	57 kg	44,8%
9	125 kg	35,5%
10	70 kg	32,4%
AVERAGE		52,6%



9. FS - WEIGHT CATEGORY/TOTAL POINTS PER CATEGORY AND % (PERCENTAGE)–1. TECHNICAL POINTS, 2. OTHER POINTS

LIGHT CATEGORY

Table FS 18.

FS - 57 kg			
Sn	WRESTLING TECHNIQUES	POINTS	%
TECHNICAL POINTS			
1	S-LEG ATTAK	50	28,7%
2	S-HIP TURNING THROW	6	3,4%
3	S-THROW SUPLEX	4	2,3%
4	S-FORWARD BENDING THROW	10	5,7%
5	S-TAKE DOWN	28	16,1%
6	S-COUNTER	0	0,0%
7	P-GUT WRENCH	6	3,4%
8	P-ANCLE LEG	16	9,2%
9	P-LIFTS	0	0,0%
10	P-TURN OVER	14	8,0%
11	P-COUNTER	12	6,9%
TOTAL TECHNICAL POINTS =		146	83,9%
OTHER POINTS			
1	S-NEGAT. WRESTLING	1	0,6%
2	S-ACTIVITY TIME	10	5,7%
3	S-CHALLENGE	5	2,9%
4	S-STEP OUT	12	6,9%
5	S-CAUTION	0	0,0%
6	P-CHALLENGE	0	0,0%
7	P-CAUTION	0	0,0%
TOTAL OTHER POINTS =		28	16,1%
ALL TOTAL =		174	100,0%

Table FS 19.

FS - 61 kg			
Sn	WRESTLING TECHNIQUES	POINTS	%
TECHNICAL POINTS			
1	S-LEG ATTAK	46	31,3%
2	S-HIP TURNING THROW	20	13,6%
3	S-THROW SUPLEX	4	2,7%
4	S-FORWARD BENDING THROW	6	4,1%
5	S-TAKE DOWN	6	4,1%
6	S-COUNTER	6	4,1%
7	P-GUT WRENCH	10	6,8%
8	P-ANCLE LEG	4	2,7%
9	P-LIFTS	0	0,0%
10	P-TURN OVER	12	8,2%
11	P-COUNTER	4	2,7%
TOTAL TECHNICAL POINTS =		118	80,3%
OTHER POINTS			
1	S-NEGAT. WRESTLING	0	0,0%
2	S-ACTIVITY TIME	13	8,8%
3	S-CHALLENGE	4	2,7%
4	S-STEP OUT	10	6,8%
5	S-CAUTION	2	1,4%
6	P-CHALLENGE	0	0,0%
7	P-CAUTION	0	0,0%
TOTAL OTHER POINTS =		29	19,7%
ALL TOTAL =		147	100,0%

Table FS 20.

FS - 65 kg			
Sn	WRESTLING TECHNIQUES	POINTS	%
TECHNICAL POINTS			
1	S-LEG ATTAK	70	30,8%
2	S-HIP TURNING THROW	12	5,3%
3	S-THROW SUPLEX	4	1,8%
4	S-FORWARD BENDING THROW	8	3,5%
5	S-TAKE DOWN	28	12,3%
6	S-COUNTER	8	3,5%
7	P-GUT WRENCH	20	8,8%
8	P-ANCLE LEG	16	7,0%
9	P-LIFTS	0	0,0%
10	P-TURN OVER	10	4,4%
11	P-COUNTER	7	3,1%
TOTAL TECHNICAL POINTS =		183	80,6%
OTHER POINTS			
1	S-NEGAT. WRESTLING	0	0,0%
2	S-ACTIVITY TIME	14	6,2%
3	S-CHALLENGE	2	0,9%
4	S-STEP OUT	24	10,6%
5	S-CAUTION	4	1,8%
6	P-CHALLENGE	0	0,0%
7	P-CAUTION	0	0,0%
TOTAL OTHER POINTS =		44	19,4%
ALL TOTAL =		227	100,0%

Table FS 21.

FS - 70 kg			
Sn	WRESTLING TECHNIQUES	POINTS	%
TECHNICAL POINTS			
1	S-LEG ATTAK	60	26,7%
2	S-HIP TURNING THROW	16	7,1%
3	S-THROW SUPLEX	4	1,8%
4	S-FORWARD BENDING THROW	4	1,8%
5	S-TAKE DOWN	18	8,0%
6	S-COUNTER	10	4,4%
7	P-GUT WRENCH	24	10,7%
8	P-ANCLE LEG	28	12,4%
9	P-LIFTS	0	0,0%
10	P-TURN OVER	18	8,0%
11	P-COUNTER	5	2,2%
TOTAL TECHNICAL POINTS =		187	83,1%
OTHER POINTS			
1	S-NEGAT. WRESTLING	0	0,0%
2	S-ACTIVITY TIME	20	8,9%
3	S-CHALLENGE	3	1,3%
4	S-STEP OUT	14	6,2%
5	S-CAUTION	0	0,0%
6	P-CHALLENGE	1	0,4%
7	P-CAUTION	0	0,0%
TOTAL OTHER POINTS =		38	16,9%
ALL TOTAL =		225	100,0%

MIDDLE CATEGORY

Table FS 22.

FS - 74 kg			
Sn	WRESTLING TECHNIQUES	POINTS	%
TECHNICAL POINTS			
1	S-LEG ATTACK	76	35,7%
2	S-HIP TURNING THROW	6	2,8%
3	S-THROW SUPLEX	9	4,2%
4	S-FORWARD BENDING THROW	20	9,4%
5	S-TAKE DOWN	40	18,8%
6	S-COUNTER	4	1,9%
7	P-GUT WRENCH	12	5,6%
8	P-ANGLE LEG	2	0,9%
9	P-LIFTS	0	0,0%
10	P-TURN OVER	8	3,8%
11	P-COUNTER	8	3,8%
TOTAL TECHNICAL POINTS =		185	86,9%
OTHER POINTS			
1	S-NEGAT. WRESTLING	0	0,0%
2	S-ACTIVITY TIME	16	7,5%
3	S-CHALLENGE	2	0,9%
4	S-STEP OUT	7	3,3%
5	S-CAUTION	2	0,9%
6	P-CHALLENGE	0	0,0%
7	P-CAUTION	1	0,5%
TOTAL OTHER POINTS =		28	13,1%
ALL TOTAL =		213	100,0%

Table FS 23.

FS - 79 kg			
Sn	WRESTLING TECHNIQUES	POINTS	%
TECHNICAL POINTS			
1	S-LEG ATTACK	46	21,8%
2	S-HIP TURNING THROW	14	6,6%
3	S-THROW SUPLEX	4	1,9%
4	S-FORWARD BENDING THROW	20	9,5%
5	S-TAKE DOWN	44	20,9%
6	S-COUNTER	0	0,0%
7	P-GUT WRENCH	24	11,4%
8	P-ANGLE LEG	4	1,9%
9	P-LIFTS	0	0,0%
10	P-TURN OVER	16	7,6%
11	P-COUNTER	2	0,9%
TOTAL TECHNICAL POINTS =		174	82,5%
OTHER POINTS			
1	S-NEGAT. WRESTLING	0	0,0%
2	S-ACTIVITY TIME	16	7,6%
3	S-CHALLENGE	2	0,9%
4	S-STEP OUT	16	7,6%
5	S-CAUTION	1	0,5%
6	P-CHALLENGE	1	0,5%
7	P-CAUTION	1	0,5%
TOTAL OTHER POINTS =		37	17,5%
ALL TOTAL =		211	100,0%

Table FS 24.

FS - 86 kg			
Sn	WRESTLING TECHNIQUES	POINTS	%
TECHNICAL POINTS			
1	S-LEG ATTACK	68	36,2%
2	S-HIP TURNING THROW	0	0,0%
3	S-THROW SUPLEX	0	0,0%
4	S-FORWARD BENDING THROW	6	3,2%
5	S-TAKE DOWN	34	18,1%
6	S-COUNTER	4	2,1%
7	P-GUT WRENCH	16	8,5%
8	P-ANGLE LEG	0	0,0%
9	P-LIFTS	0	0,0%
10	P-TURN OVER	20	10,6%
11	P-COUNTER	4	2,1%
TOTAL TECHNICAL POINTS =		152	80,9%
OTHER POINTS			
1	S-NEGAT. WRESTLING	0	0,0%
2	S-ACTIVITY TIME	19	10,1%
3	S-CHALLENGE	3	1,6%
4	S-STEP OUT	12	6,4%
5	S-CAUTION	1	0,5%
6	P-CHALLENGE	1	0,5%
7	P-CAUTION	0	0,0%
TOTAL OTHER POINTS =		36	19,1%
ALL TOTAL =		188	100,0%

HEAVY WEIGHT CATEGORY

Table FS 25.

FS - 92 kg			
Sn	WRESTLING TECHNIQUES	POINTS	%
TECHNICAL POINTS			
1	S-LEG ATTAK	18	13,2%
2	S-HIP TURNING THROW	16	11,8%
3	S-THROW SUPLEX	0	0,0%
4	S-FORWARD BENDING THROW	24	17,6%
5	S-TAKE DOWN	24	17,6%
6	S-COUNTER	2	1,5%
7	P-GUT WRENCH	8	5,9%
8	P-ANCLE LEG	14	10,3%
9	P-LIFTS	0	0,0%
10	P-TURN OVER	0	0,0%
11	P-COUNTER	2	1,5%
TOTAL TECHNICAL POINTS =		108	79,4%
OTHER POINTS			
1	S-NEGAT. WRESTLING	0	0,0%
2	S-ACTIVITY TIME	14	10,3%
3	S-CHALLENGE	2	1,5%
4	S-STEP OUT	12	8,8%
5	S-CAUTION	0	0,0%
6	P-CHALLENGE	0	0,0%
7	P-CAUTION	0	0,0%
TOTAL OTHER POINTS =		28	20,6%
ALL TOTAL =		136	100,0%

Table FS 26.

FS - 97 kg			
Sn	WRESTLING TECHNIQUES	POINTS	%
TECHNICAL POINTS			
1	S-LEG ATTAK	66	29,9%
2	S-HIP TURNING THROW	4	1,8%
3	S-THROW SUPLEX	6	2,7%
4	S-FORWARD BENDING THROW	12	5,4%
5	S-TAKE DOWN	28	12,7%
6	S-COUNTER	12	5,4%
7	P-GUT WRENCH	20	9,0%
8	P-ANCLE LEG	2	0,9%
9	P-LIFTS	0	0,0%
10	P-TURN OVER	20	9,0%
11	P-COUNTER	13	5,9%
TOTAL TECHNICAL POINTS =		183	82,8%
OTHER POINTS			
1	S-NEGAT. WRESTLING	0	0,0%
2	S-ACTIVITY TIME	10	4,5%
3	S-CHALLENGE	2	0,9%
4	S-STEP OUT	19	8,6%
5	S-CAUTION	3	1,4%
6	P-CHALLENGE	4	1,8%
7	P-CAUTION	0	0,0%
TOTAL OTHER POINTS =		38	17,2%
ALL TOTAL =		221	100,0%

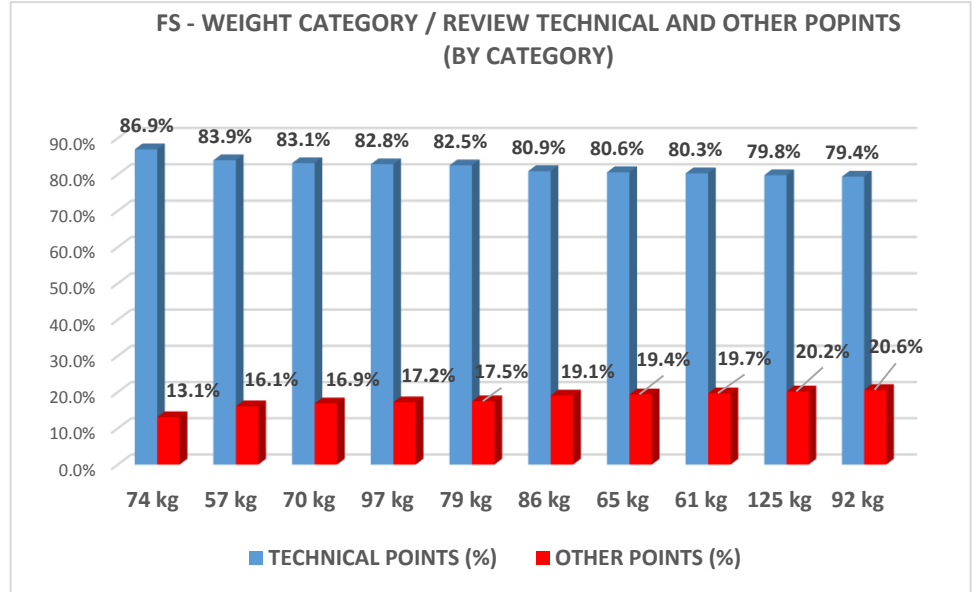
Table FS 27.

FS - 125 kg			
Sn	WRESTLING TECHNIQUES	POINTS	%
TECHNICAL POINTS			
1	S-LEG ATTAK	48	26,2%
2	S-HIP TURNING THROW	4	2,2%
3	S-THROW SUPLEX	4	2,2%
4	S-FORWARD BENDING THROW	6	3,3%
5	S-TAKE DOWN	14	7,7%
6	S-COUNTER	12	6,6%
7	P-GUT WRENCH	40	21,9%
8	P-ANCLE LEG	12	6,6%
9	P-LIFTS	0	0,0%
10	P-TURN OVER	6	3,3%
11	P-COUNTER	0	0,0%
TOTAL TECHNICAL POINTS =		146	79,8%
OTHER POINTS			
1	S-NEGAT. WRESTLING	0	0,0%
2	S-ACTIVITY TIME	16	8,7%
3	S-CHALLENGE	1	0,5%
4	S-STEP OUT	12	6,6%
5	S-CAUTION	7	3,8%
6	P-CHALLENGE	0	0,0%
7	P-CAUTION	1	0,5%
TOTAL OTHER POINTS =		37	20,2%
ALL TOTAL =		183	100,0%

10. FS - WEIGHT CATEGORY / REVIEW - TECHNICAL POINTS/OTHER POINTS (BY CATEGORY)

Table FS 28.

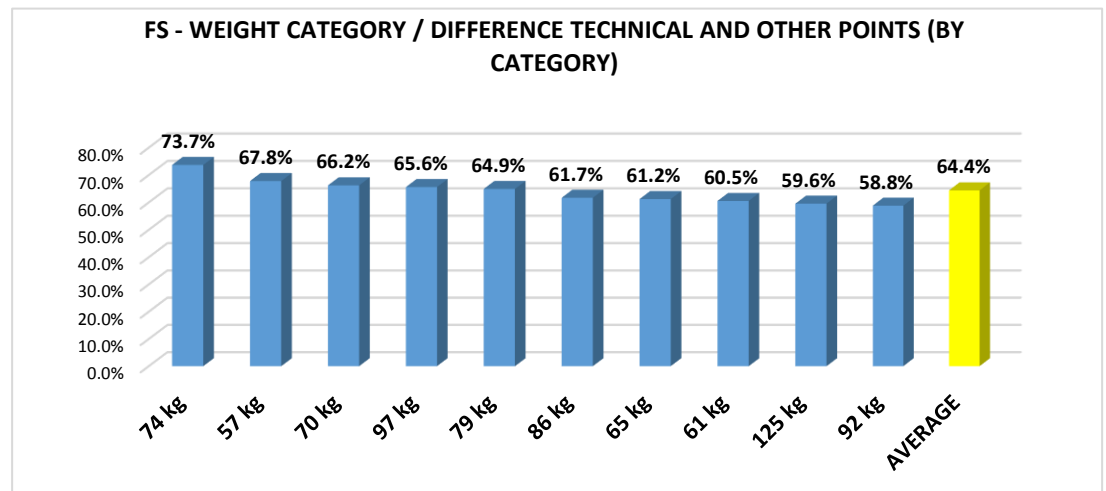
Sn	Cat	TECHNICAL POINTS (%)	OTHER POINTS (%)
1	74 kg	86,9%	13,1%
2	57 kg	83,9%	16,1%
3	70 kg	83,1%	16,9%
4	97 kg	82,8%	17,2%
5	79 kg	82,5%	17,5%
6	86 kg	80,9%	19,1%
7	65 kg	80,6%	19,4%
8	61 kg	80,3%	19,7%
9	125 kg	79,8%	20,2%
10	92 kg	79,4%	20,6%



11. FS - WEIGHT CATEGORY / DIFFERENCE – TECHNICAL POINTS/OTHER POINTS (BY CATEGORY)

Table FS 29.

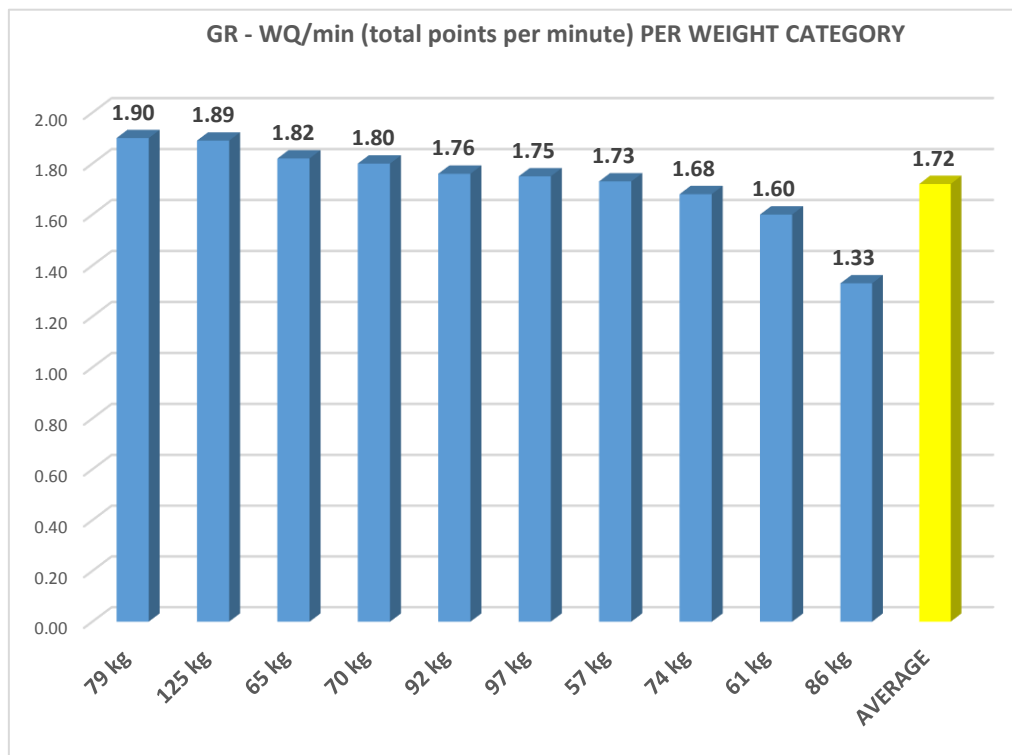
Sn	Cat	DIFFERENCE
1	74 kg	73,7%
2	57 kg	67,8%
3	70 kg	66,2%
4	97 kg	65,6%
5	79 kg	64,9%
6	86 kg	61,7%
7	65 kg	61,2%
8	61 kg	60,5%
9	125 kg	59,6%
10	92 kg	58,8%
AVERAGE =		64,4%



12. FS - WQ/min (total points per minute) PER WEIGHT CATEGORY

Table FS 30.

Sn	Cat	WQ/min
1	79 kg	1,90
2	125 kg	1,89
3	65 kg	1,82
4	70 kg	1,80
5	92 kg	1,76
6	97 kg	1,75
7	57 kg	1,73
8	74 kg	1,68
9	61 kg	1,60
10	86 kg	1,33
AVERAGE =		1,72



III – NATIONAL TEAMS /FS

13. FS - NATIONAL TEAMS GENERAL DATA / IN NUMBER

Table FS 31.

Sn	NATIONS	STANDING / PARTERRE POINTS WIN / LOST						TECHNICAL POINTS / OTHER POINTS WIN / LOST						CP		NUMBER MATCHES			TIME & WQ/min		
		TOTAL POINTS STANDING / WIN	TOTAL POINTS PARTERRE / WIN	ALL TOTAL POINTS / WIN	TOTAL STANDING / LOST	TOTAL PARTERRE / LOST	TOTAL POINTS / LOST	TOTAL TECHNICAL POINTS / WIN	TOTAL OTHER POINTS / WIN	ALL TOTAL POINTS / WIN	TOTAL TECHNICAL	TOTAL OTHER POINTS / LOST	ALL TOTAL POINTS / LOST	CLASI. POINTSP / WIN	CLASI. POINTSP / LOST	WINNER MATCHES	LOSER MATCHES	TOTAL MATCHES	ALL TIME	WQ/min/ WIN POINTS	WQ/min LOST POINTS
1	RUS	178	51	229	59	25	84	188	41	229	69	15	84	106	32	31	5	36	193.32	1.18	0.43
2	AZE	138	65	203	105	23	128	160	43	203	103	25	128	90	63	24	14	38	192.38	1.06	0.67
3	GEO	108	41	149	75	6	81	128	21	149	62	19	81	67	43	18	11	29	148.47	1.00	0.55
4	TUR	111	23	134	83	25	108	108	26	134	76	32	108	66	52	16	13	29	151.26	0.89	0.71
5	UKR	107	52	159	94	30	124	145	14	159	100	24	124	61	46	13	13	26	129.34	1.23	0.96
6	ARM	97	42	139	111	25	136	108	31	139	111	25	136	56	54	14	15	29	166.58	0.83	0.82
7	BLR	88	27	115	59	15	74	90	25	115	52	22	74	51	38	14	9	23	133.57	0.86	0.55
8	BUL	74	32	106	84	38	122	96	10	106	108	14	122	42	45	11	12	23	130.13	0.81	0.94
9	POL	57	22	79	50	21	71	58	21	79	58	13	71	43	31	12	7	19	99.41	0.79	0.71
10	MDA	78	20	98	82	29	111	83	15	98	92	19	111	38	49	9	13	22	119.31	0.82	0.93
11	GER	75	20	95	68	23	91	78	17	95	65	26	91	34	41	9	10	19	108.30	0.88	0.84
12	ITA	56	11	67	62	28	90	52	15	67	81	9	90	33	36	8	9	17	83.14	0.81	1.08
13	ROU	59	16	75	53	12	65	68	7	75	49	16	65	32	34	8	8	16	84.29	0.89	0.77
14	HUN	40	16	56	64	20	84	47	9	56	68	16	84	24	35	6	9	15	78.50	0.71	1.07
15	SVK	37	3	40	29	14	43	35	5	40	38	5	43	22	18	6	4	10	47.37	0.84	0.91
16	SRB	18	4	22	12	0	12	20	2	22	10	2	12	15	6	3	2	5	22.33	0.99	0.54
17	GRE	27	8	35	70	22	92	30	5	35	82	10	92	13	46	4	11	15	62.50	0.56	1.47
18	SMR	13	10	23	13	0	13	20	3	23	6	7	13	11	8	3	2	5	27.15	0.85	0.48
19	MKD	16	1	17	31	14	45	13	4	17	36	9	45	9	19	1	6	7	38.58	0.44	1.17
20	SUI	10	0	10	8	6	14	6	4	10	10	4	14	6	13	2	3	5	20.42	0.49	0.69
21	FRA	14	2	16	37	18	55	12	4	16	49	6	55	5	24	1	6	7	30.17	0.53	1.82
22	ISR	13	0	13	21	3	24	10	3	13	20	4	24	4	12	0	4	4	24.00	0.54	1.00
23	ALB	3	0	3	7	8	15	2	1	3	14	1	15	3	5	1	1	2	7.14	0.42	2.10
24	AUT	3	0	3	31	4	35	0	3	3	32	3	35	3	14	0	4	4	22.37	0.13	1.56
25	ESP	7	1	8	37	38	75	5	3	8	72	3	75	3	34	0	9	9	34.09	0.23	2.20
26	EST	7	0	7	18	2	20	6	1	7	17	3	20	3	8	1	2	3	15.54	0.45	1.29
27	FIN	2	0	2	11	0	11	0	2	2	10	1	11	2	6	0	2	2	12.00	0.17	0.92
28	GBR	7	0	7	24	2	26	4	3	7	24	2	26	2	6	0	3	3	18.00	0.39	1.44
29	LTU	11	2	13	27	2	29	10	3	13	24	5	29	2	9	0	3	3	18.00	0.72	1.61
30	SLO	1	0	1	19	4	23	0	1	1	22	1	23	1	3	0	1	1	6.00	0.17	3.83
31	KOS	1	0	1	3	0	3	0	1	1	2	1	3	1	8	0	2	2	6.03	0.17	0.50
32	BIH	0	0	0	3	8	11	0	0	0	10	1	11	0	4	0	1	1	0.57	0.00	19.30
33	LAT	0	0	0	6	4	10	0	0	0	10	0	10	0	4	0	1	1	1.52	0.00	6.58
TOTAL =		1456	469	1925	1456	469	1925	1582	343	1925	1582	343	1925	849	849	215	215	430	2229,38		

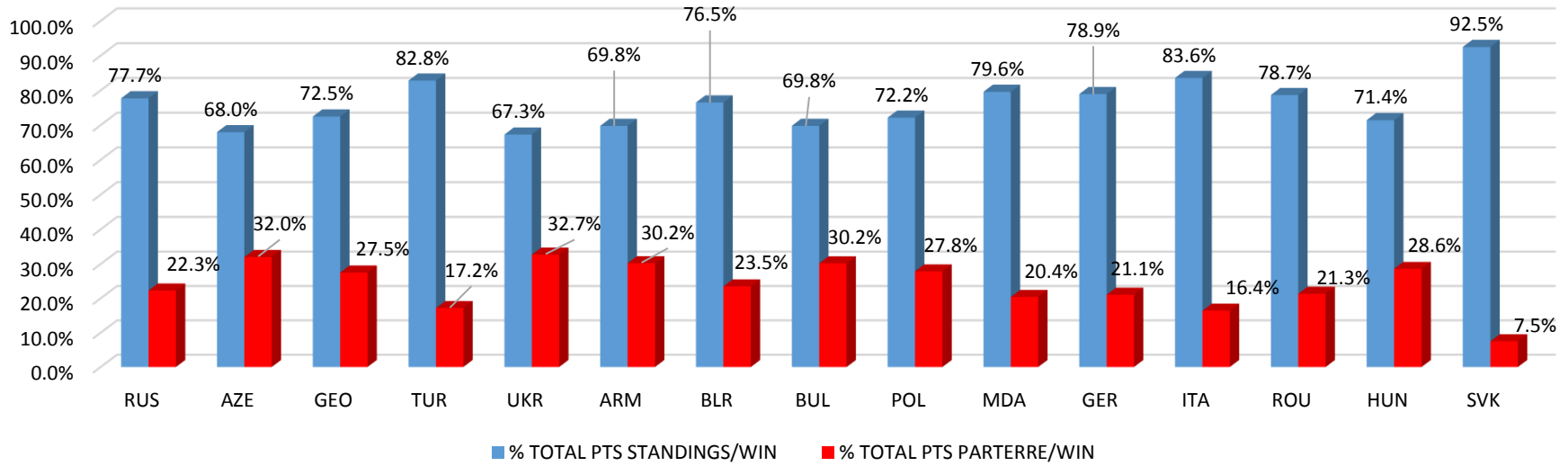
Note: The order is based on the number of classification points

14. FS - NATIONAL TEAMS GENERAL DATA / IN PERCENTAGE (%)

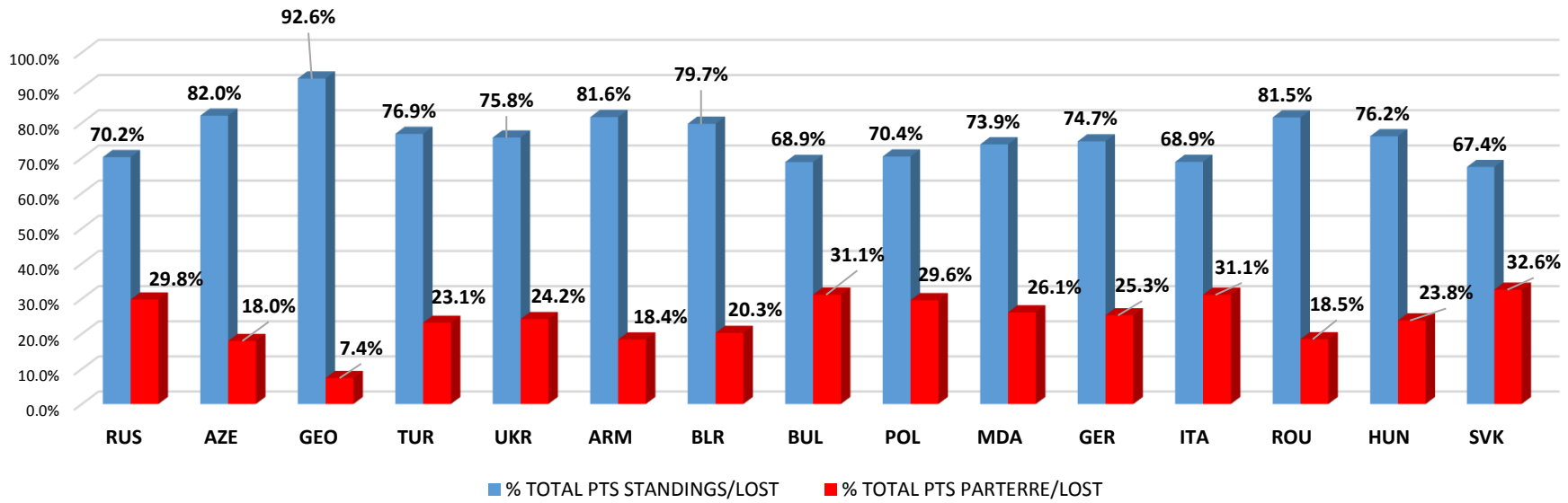
Table FS – 32.

Sn	NATIONS	%-TOTAL POINTS STANDING / WIN	%-TOTAL POINTS PARTERRE / WIN	%-TOTAL STANDING / LOST	%-TOTAL PARTERRE / LOST	%-TOTAL TECHNICAL POINTS / WIN	%-TOTAL OTHER POINTS / WIN	%-TOTAL TECHNICAL POINTS / LOST	%-TOTAL OTHER POINTS / LOST	%-CLASI. POINTSP / WIN	%-CLASI. POINTSP / LOST	% -VINNER MATCHES	% -LOST MATCHES
1	RUS	77,7%	22,3%	70,2%	29,8%	82,1%	17,9%	82,1%	17,9%	76,8%	23,2%	86,1%	13,9%
2	AZE	68,0%	32,0%	82,0%	18,0%	78,8%	21,2%	80,5%	19,5%	58,8%	41,2%	63,2%	36,8%
3	GEO	72,5%	27,5%	92,6%	7,4%	85,9%	14,1%	76,5%	23,5%	60,9%	39,1%	62,1%	37,9%
4	TUR	82,8%	17,2%	76,9%	23,1%	80,6%	19,4%	70,4%	29,6%	55,9%	44,1%	55,2%	44,8%
5	UKR	67,3%	32,7%	75,8%	24,2%	91,2%	8,8%	80,6%	19,4%	57,0%	43,0%	50,0%	50,0%
6	ARM	69,8%	30,2%	81,6%	18,4%	77,7%	22,3%	81,6%	18,4%	50,9%	49,1%	48,3%	51,7%
7	BLR	76,5%	23,5%	79,7%	20,3%	78,3%	21,7%	70,3%	29,7%	57,3%	42,7%	60,9%	39,1%
8	BUL	69,8%	30,2%	68,9%	31,1%	90,6%	9,4%	88,5%	11,5%	48,3%	51,7%	47,8%	52,2%
9	POL	72,2%	27,8%	70,4%	29,6%	73,4%	26,6%	81,7%	18,3%	58,1%	41,9%	63,2%	36,8%
10	MDA	79,6%	20,4%	73,9%	26,1%	84,7%	15,3%	82,9%	17,1%	43,7%	56,3%	40,9%	59,1%
11	GER	78,9%	21,1%	74,7%	25,3%	82,1%	17,9%	71,4%	28,6%	45,3%	54,7%	47,4%	52,6%
12	ITA	83,6%	16,4%	68,9%	31,1%	77,6%	22,4%	90,0%	10,0%	47,8%	52,2%	47,1%	52,9%
13	ROU	78,7%	21,3%	81,5%	18,5%	90,7%	9,3%	75,4%	24,6%	48,5%	51,5%	50,0%	50,0%
14	HUN	71,4%	28,6%	76,2%	23,8%	83,9%	16,1%	81,0%	19,0%	40,7%	59,3%	40,0%	60,0%
15	SVK	92,5%	7,5%	67,4%	32,6%	87,5%	12,5%	88,4%	11,6%	55,0%	45,0%	60,0%	40,0%
16	SRB	81,8%	18,2%	100,0%	0,0%	90,9%	9,1%	83,3%	16,7%	71,4%	28,6%	60,0%	40,0%
17	GRE	77,1%	22,9%	76,1%	23,9%	85,7%	14,3%	89,1%	10,9%	22,0%	78,0%	26,7%	73,3%
18	SMR	56,5%	43,5%	100,0%	0,0%	87,0%	13,0%	46,2%	53,8%	57,9%	42,1%	60,0%	40,0%
19	MKD	94,1%	5,9%	68,9%	31,1%	76,5%	23,5%	80,0%	20,0%	32,1%	67,9%	14,3%	85,7%
20	SUI	100,0%	0,0%	57,1%	42,9%	60,0%	40,0%	71,4%	28,6%	31,6%	68,4%	40,0%	60,0%
21	FRA	87,5%	12,5%	67,3%	32,7%	75,0%	25,0%	89,1%	10,9%	17,2%	82,8%	14,3%	85,7%
22	ISR	100,0%	0,0%	87,5%	12,5%	76,9%	23,1%	83,3%	16,7%	25,0%	75,0%	0,0%	100,0%
23	ALB	100,0%	0,0%	46,7%	53,3%	66,7%	33,3%	93,3%	6,7%	37,5%	62,5%	50,0%	50,0%
24	AUT	100,0%	0,0%	88,6%	11,4%	0,0%	100,0%	91,4%	8,6%	17,6%	82,4%	0,0%	100,0%
25	ESP	87,5%	12,5%	49,3%	50,7%	62,5%	37,5%	96,0%	4,0%	8,1%	91,9%	0,0%	100,0%
26	EST	100,0%	0,0%	90,0%	10,0%	85,7%	14,3%	85,0%	15,0%	27,3%	72,7%	33,3%	66,7%
27	FIN	100,0%	0,0%	100,0%	0,0%	0,0%	100,0%	90,9%	9,1%	25,0%	75,0%	0,0%	100,0%
28	GBR	100,0%	0,0%	92,3%	7,7%	57,1%	42,9%	92,3%	7,7%	25,0%	75,0%	0,0%	100,0%
29	LTU	84,6%	15,4%	93,1%	6,9%	76,9%	23,1%	82,8%	17,2%	18,2%	81,8%	0,0%	100,0%
30	SLO	100,0%	0,0%	82,6%	17,4%	0,0%	100,0%	95,7%	4,3%	11,1%	88,9%	0,0%	100,0%
31	KOS	100,0%	0,0%	100,0%	0,0%	0,0%	100,0%	66,7%	33,3%	25,0%	75,0%	0,0%	100,0%
32	BIH	0,0%	0,0%	27,3%	72,7%	0,0%	0,0%	90,9%	9,1%	0,0%	100,0%	0,0%	100,0%
33	LAT	0,0%	0,0%	60,0%	40,0%	0,0%	0,0%	100,0%	0,0%	0,0%	100,0%	0,0%	100,0%
TOTAL =		75,6%	24,4%	75,6%	24,4%	82,2%	17,8%	82,2%	17,8%	50,0%	50,0%	50,0%	50,0%

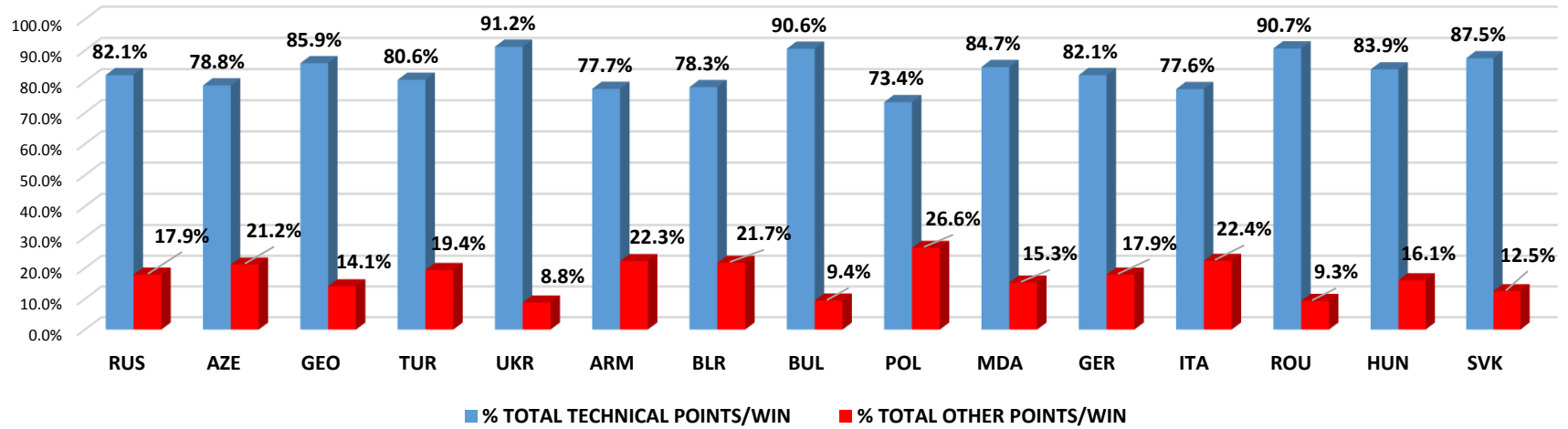
FS % WIN BY NATIONAL TEAMS: STANDINGS - PARTERRE



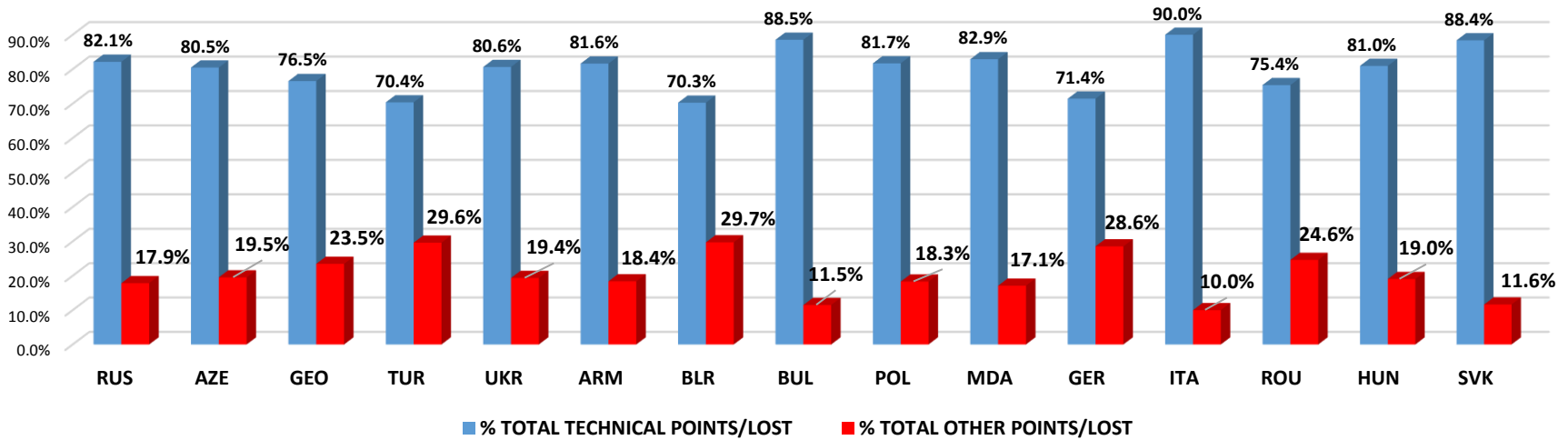
FS % LOST BY NATIONAL TEAMS: STANDINGS - PARTERRE



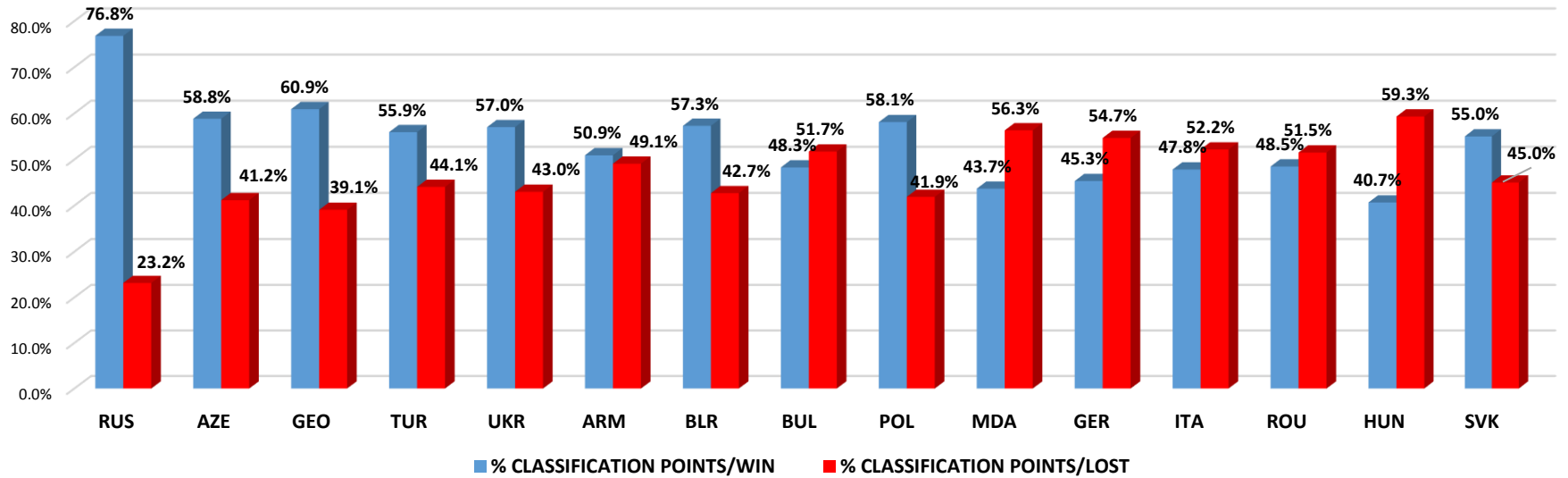
FS % WIN BY NATIONAL TEAMS: TECHNICAL & OTHER POINTS



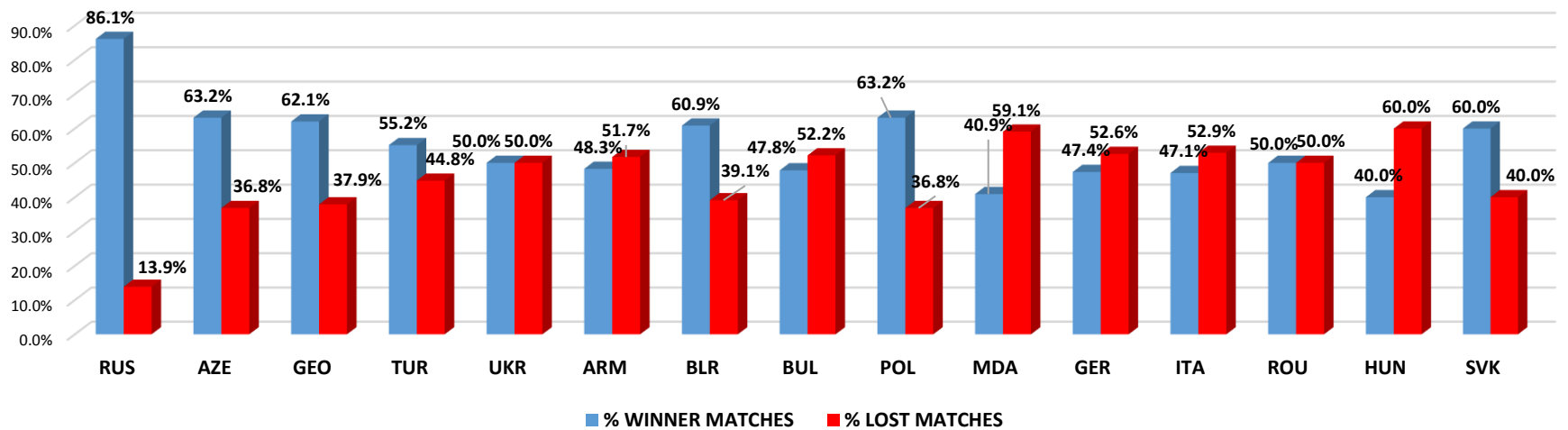
FS % LOST BY NATIONAL TEAMS: TECHNICAL & OTHER POINTS



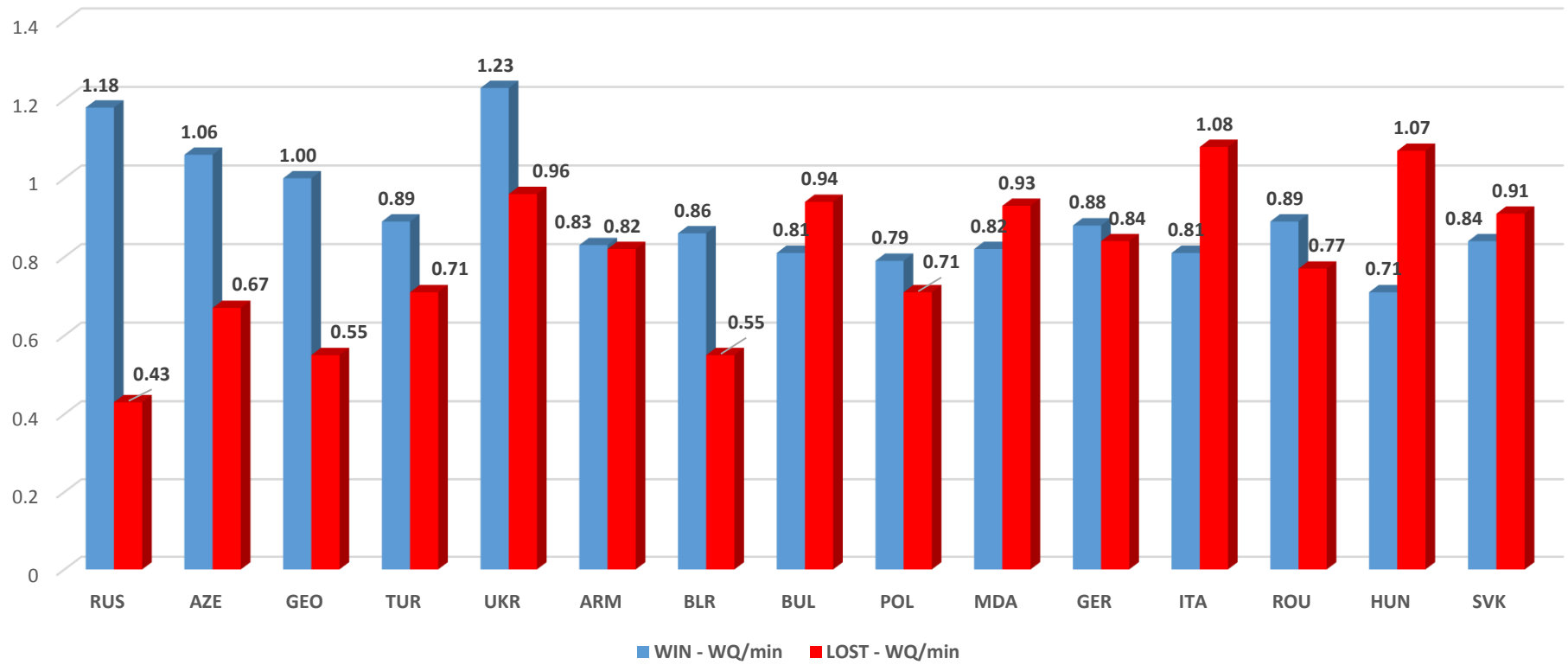
FS % BY NATIONAL TEAMS: CLASSIFICATION POINTS - WIN & LOST



FS % BY NATIONAL TEAMS: WINNER & LOST MATCHES



GR % BY NATIONAL TEAMS: WIN - WQ/min & LOST - WQ/min



15. FS - NATIONAL TEAM - STATISTICS IN ALL MATCHES / WIN POINTS STANDING POSITION AND PARTERRE POSITION

Table FS – 33.

Sn	NATIONS	TECHNIQUES STANDING POSITION												TECHNIQUES PARTERRE POSITION								TOTAL / POINTS WIN	TOTAL STANDING IN %	TOTAL PARTERRE IN %
		LEG ATTACK	HIP TURNING TH.	THROW SUPLEX	FORW. BENDING TH.	TAKE DOWN	ST. COUNTER	NEGAT. WR.	ACTIVITY TIME	CHALLENGE	STEP OUT	ST. CAUTION	TOTAL STANDING	GUT WRENCH	ANGLE LEG	LIFTS	TURN OVER	PA. COUNTER	CHALLENGE	PA. CAUTION	TOTAL PARTERRE			
1	RUS	70	8	4	18	32	6	1	16	4	18	1	178	22	6	0	14	8	1	0	51	229	77.7%	22.3%
2	AZE	34	2	0	20	28	12	0	16	4	20	2	138	28	26	0	4	6	1	0	65	203	68.0%	32.0%
3	GEO	50	12	0	4	20	2	0	10	1	8	1	108	18	10	0	8	4	1	0	41	149	72.5%	27.5%
4	TUR	46	4	4	4	24	4	0	11	1	13	0	111	6	0	0	12	4	1	0	23	134	82.8%	17.2%
5	UKR	42	16	5	8	16	8	0	6	0	4	2	107	24	16	0	4	6	0	2	52	159	67.3%	32.7%
6	ARM	30	8	4	4	16	4	0	11	5	14	1	97	10	8	0	20	4	0	0	42	139	69.8%	30.2%
7	BLR	34	6	0	6	16	2	0	12	1	11	0	88	4	10	0	10	2	1	0	27	115	76.5%	23.5%
8	BUL	28	8	4	8	14	2	0	6	0	3	1	74	6	6	0	18	2	0	0	32	106	69.8%	30.2%
9	POL	28	0	0	0	4	4	0	12	1	6	2	57	18	0	0	2	2	0	0	22	79	72.2%	27.8%
10	MDA	32	4	0	10	18	0	0	7	2	4	1	78	10	4	0	4	1	0	1	20	98	79.6%	20.4%
11	GER	34	4	4	8	6	2	0	2	2	12	1	75	12	0	0	2	6	0	0	20	95	78.9%	21.1%
12	ITA	20	4	4	0	10	4	0	9	1	2	2	56	2	4	0	2	2	1	0	11	67	83.6%	16.4%
13	ROU	14	6	0	4	22	6	0	5	0	1	1	59	8	0	0	6	2	0	0	16	75	78.7%	21.3%
14	HUN	10	6	0	4	12	0	0	3	0	5	0	40	6	8	0	0	1	1	0	16	56	71.4%	28.6%
15	SVK	20	0	0	8	4	0	0	1	0	2	2	37	0	0	0	2	1	0	0	3	40	92.5%	7.5%
16	SRB	8	0	0	2	6	0	0	2	0	0	0	18	0	0	0	2	2	0	0	4	22	81.8%	18.2%
17	GRE	10	0	4	4	4	0	0	2	2	1	0	27	0	0	0	6	2	0	0	8	35	77.1%	22.9%
18	SMR	6	0	0	0	4	0	0	2	0	1	0	13	4	0	0	6	0	0	0	10	23	56.5%	43.5%
19	MKD	6	0	6	0	0	0	0	1	0	3	0	16	0	0	0	0	1	0	0	1	17	94.1%	5.9%
20	SUI	2	0	0	4	0	0	0	2	0	2	0	10	0	0	0	0	0	0	0	0	10	100.0%	0.0%
21	FRA	4	6	0	0	0	0	0	2	1	1	0	14	0	0	0	2	0	0	0	2	16	87.5%	12.5%
22	ISR	6	4	0	0	0	0	0	2	0	1	0	13	0	0	0	0	0	0	0	0	13	100.0%	0.0%
23	ALB	0	0	0	0	0	2	0	1	0	0	0	3	0	0	0	0	0	0	0	0	3	100.0%	0.0%
24	AUT	0	0	0	0	0	0	0	1	0	1	1	3	0	0	0	0	0	0	0	0	3	100.0%	0.0%
25	ESP	2	0	0	0	2	0	0	1	0	1	1	7	0	0	0	0	1	0	0	1	8	87.5%	12.5%
26	EST	0	0	0	0	6	0	0	1	0	0	0	7	0	0	0	0	0	0	0	0	7	100.0%	0.0%
27	FIN	0	0	0	0	0	0	0	1	0	1	0	2	0	0	0	0	0	0	0	0	2	100.0%	0.0%
28	GBR	4	0	0	0	0	0	0	2	0	1	0	7	0	0	0	0	0	0	0	0	7	100.0%	0.0%
29	LTU	8	0	0	0	0	0	0	0	0	2	1	11	2	0	0	0	0	0	0	2	13	84.6%	15.4%
30	KOS	0	0	0	0	0	0	0	0	1	0	0	1	0	0	0	0	0	0	0	0	1	100.0%	0.0%
31	SLO	0	0	0	0	0	0	0	1	0	0	0	1	0	0	0	0	0	0	0	0	1	100.0%	0.0%
32	BIH	0	0	0	0	0	0	0	0	0	0	0	0	0	0	0	0	0	0	0	0	0	0.0%	0.0%
33	LAT	0	0	0	0	0	0	0	0	0	0	0	0	0	0	0	0	0	0	0	0	0	0.0%	0.0%
TOTAL =		548	98	39	116	264	58	1	148	26	138	20	1456	180	98	0	124	57	7	3	469	1925		

Note: The order is based on the number of winner classification points

16. FS - NATIONAL TEAM - STATISTICS IN ALL MATCHES / LOST POINTS STANDING POSITION AND PARTERRE POSITION

Table FS – 34.

Sn	NATIONS	TECHNIQUES STANDING POSITION											TECHNIQUES PARTERRE POSITION							TOTAL/ POINTS LOST	TOTAL STANDING IN %	TOTAL PARTERRE IN %		
		LEG ATTACK	HIP TURNING TH.	THROW SUPLEX	FORW. BENDING TH.	TAKE DOWN	ST. COUNTER	NEGAT. WR.	ACTIVITY TIME	CHALLENGE	STEP OUT	ST. CAUTION	TOTAL STANDING	GUT WRENCH	ANGLE LEG	LIFTS	TURN OVER	PA. COUNTER	CHALLENGE				PA. CAUTION	TOTAL PARTERRE
1	RUS	16	4	2	2	16	4	0	4	3	6	2	59	8	2	0	14	1	0	0	25	84	70.2%	29.8%
2	AZE	38	10	4	0	20	8	0	13	1	10	1	105	6	2	0	10	5	0	0	23	128	82.0%	18.0%
3	GEO	30	4	0	10	8	4	0	10	1	7	1	75	0	0	0	4	2	0	0	6	81	92.6%	7.4%
4	TUR	30	0	4	6	8	4	0	11	4	15	1	83	12	0	0	8	4	1	0	25	108	76.9%	23.1%
5	UKR	32	10	0	8	20	2	0	9	4	9	0	94	4	2	0	16	6	2	0	30	124	75.8%	24.2%
6	ARM	34	6	0	18	24	4	0	8	3	11	3	111	10	6	0	6	3	0	0	25	136	81.6%	18.4%
7	BLR	18	6	0	2	8	4	0	10	1	8	2	59	0	0	0	10	4	1	0	15	74	79.7%	20.3%
8	BUL	50	0	4	4	12	0	0	7	0	7	0	84	6	16	0	10	6	0	0	38	122	68.9%	31.1%
9	POL	26	0	0	4	6	2	0	7	1	3	1	50	16	0	0	4	0	1	0	21	71	70.4%	29.6%
10	MDA	32	12	0	0	14	6	0	8	2	8	0	82	12	4	0	8	4	1	0	29	111	73.9%	26.1%
11	GER	14	4	0	0	20	4	1	6	1	16	2	68	8	2	0	8	5	0	0	23	91	74.7%	25.3%
12	ITA	22	4	0	6	20	2	0	3	1	3	1	62	8	10	0	6	3	0	1	28	90	68.9%	31.1%
13	ROU	24	0	0	6	8	0	0	11	0	2	2	53	4	0	0	4	3	0	1	12	65	81.5%	18.5%
14	HUN	30	0	4	0	12	2	0	9	1	6	0	64	6	14	0	0	0	0	0	20	84	76.2%	23.8%
15	SVK	8	0	0	8	8	0	0	4	0	1	0	29	10	0	0	4	0	0	0	14	43	67.4%	32.6%
16	SRB	4	0	4	0	2	0	0	1	0	1	0	12	0	0	0	0	0	0	0	0	12	100.0%	0.0%
17	GRE	36	8	4	0	10	2	0	3	1	4	2	70	20	2	0	0	0	0	0	22	92	76.1%	23.9%
18	SMR	2	0	0	4	0	0	0	2	0	4	1	13	0	0	0	0	0	0	0	0	13	100.0%	0.0%
19	MKD	10	0	0	4	2	6	0	5	0	4	0	31	8	2	0	2	2	0	0	14	45	68.9%	31.1%
20	SUI	4	0	0	0	0	0	0	2	0	2	0	8	4	2	0	0	0	0	0	6	14	57.1%	42.9%
21	FRA	16	6	0	4	2	4	0	1	0	4	0	37	6	8	0	0	3	0	1	18	55	67.3%	32.7%
22	ISR	8	0	0	4	6	0	0	1	1	1	0	21	0	0	0	0	2	1	0	3	24	87.5%	12.5%
23	ALB	0	2	0	0	4	0	0	1	0	0	0	7	2	6	0	0	0	0	0	8	15	46.7%	53.3%
24	AUT	16	0	4	0	8	0	0	3	0	0	0	31	4	0	0	0	0	0	0	4	35	88.6%	11.4%
25	ESP	20	2	0	4	8	0	0	2	1	0	0	37	8	16	0	10	4	0	0	38	75	49.3%	50.7%
26	EST	0	0	5	6	4	0	0	3	0	0	0	18	2	0	0	0	0	0	0	2	20	90.0%	10.0%
27	FIN	2	6	0	2	0	0	0	1	0	0	0	11	0	0	0	0	0	0	0	0	11	100.0%	0.0%
28	GBR	10	0	0	8	4	0	0	0	0	1	1	24	2	0	0	0	0	0	0	2	26	92.3%	7.7%
29	LTU	10	6	0	2	4	0	0	1	0	4	0	27	2	0	0	0	0	0	0	2	29	93.1%	6.9%
30	KOS	2	8	4	4	0	0	0	1	0	0	0	19	0	4	0	0	0	0	0	4	23	82.6%	17.4%
31	SLO	2	0	0	0	0	0	0	1	0	0	0	3	0	0	0	0	0	0	0	0	3	100.0%	0.0%
32	BIH	0	0	0	0	2	0	0	0	0	1	0	3	8	0	0	0	0	0	0	8	11	27.3%	72.7%
33	LAT	2	0	0	0	4	0	0	0	0	0	0	6	4	0	0	0	0	0	0	4	10	60.0%	40.0%
TOTAL =		548	98	39	116	264	58	1	148	26	138	20	1456	180	98	0	124	57	7	3	469	1925		

17. FS - NATIONAL TEAM - STATISTICS IN ALL MATCHES / WIN TECHNICAL POINTS AND OTHER POINTS

Table FS – 35.

Sn	NATIONS	TECHNICAL POINTS											OTHER POINTS								TOTAL / WIN POINTS	TOTAL TECHNICAL POINTS – LOST IN %	TOTAL OTHER POINTS – LOST IN %	
		LEG ATTACK	HIP TURNING TH.	THROW SUPLEX	FORW. BENDING TH.	TAKE DOWN	ST. COUNTER	GUT WRENCH	ANGLE LEG	LIFTS	TURN OVER	PA. COUNTER	TOTAL – TECHNICAL POINTS	NEGATIVE WREST.	ACTIVITI TIME	CHALLENGE	STEP OUT	CAUTION	CHALLENGE	CAUTION				TOTAL – OTHER POINTS
1	RUS	70	8	4	18	32	6	22	6	0	14	8	188	1	16	4	18	1	1	0	41	229	82.1%	17.9%
2	AZE	34	2	0	20	28	12	28	26	0	4	6	160	0	16	4	20	2	1	0	43	203	78.8%	21.2%
3	GEO	50	12	0	4	20	2	18	10	0	8	4	128	0	10	1	8	1	1	0	21	149	85.9%	14.1%
4	TUR	46	4	4	4	24	4	6	0	0	12	4	108	0	11	1	13	0	1	0	26	134	80.6%	19.4%
5	UKR	42	16	5	8	16	8	24	16	0	4	6	145	0	6	0	4	2	0	2	14	159	91.2%	8.8%
6	ARM	30	8	4	4	16	4	10	8	0	20	4	108	0	11	5	14	1	0	0	31	139	77.7%	22.3%
7	BLR	34	6	0	6	16	2	4	10	0	10	2	90	0	12	1	11	0	1	0	25	115	78.3%	21.7%
8	BUL	28	8	4	8	14	2	6	6	0	18	2	96	0	6	0	3	1	0	0	10	106	90.6%	9.4%
9	POL	28	0	0	0	4	4	18	0	0	2	2	58	0	12	1	6	2	0	0	21	79	73.4%	26.6%
10	MDA	32	4	0	10	18	0	10	4	0	4	1	83	0	7	2	4	1	0	1	15	98	84.7%	15.3%
11	GER	34	4	4	8	6	2	12	0	0	2	6	78	0	2	2	12	1	0	0	17	95	82.1%	17.9%
12	ITA	20	4	4	0	10	4	2	4	0	2	2	52	0	9	1	2	2	1	0	15	67	77.6%	22.4%
13	ROU	14	6	0	4	22	6	8	0	0	6	2	68	0	5	0	1	1	0	0	7	75	90.7%	9.3%
14	HUN	10	6	0	4	12	0	6	8	0	0	1	47	0	3	0	5	0	1	0	9	56	83.9%	16.1%
15	SVK	20	0	0	8	4	0	0	0	0	2	1	35	0	1	0	2	2	0	0	5	40	87.5%	12.5%
16	SRB	8	0	0	2	6	0	0	0	0	2	2	20	0	2	0	0	0	0	0	2	22	90.9%	9.1%
17	GRE	10	0	4	4	4	0	0	0	0	6	2	30	0	2	2	1	0	0	0	5	35	85.7%	14.3%
18	SMR	6	0	0	0	4	0	4	0	0	6	0	20	0	2	0	1	0	0	0	3	23	87.0%	13.0%
19	MKD	6	0	6	0	0	0	0	0	0	0	1	13	0	1	0	3	0	0	0	4	17	76.5%	23.5%
20	SUI	2	0	0	4	0	0	0	0	0	0	0	6	0	2	0	2	0	0	0	4	10	60.0%	40.0%
21	FRA	4	6	0	0	0	0	0	0	0	2	0	12	0	2	1	1	0	0	0	4	16	75.0%	25.0%
22	ISR	6	4	0	0	0	0	0	0	0	0	0	10	0	2	0	1	0	0	0	3	13	76.9%	23.1%
23	ALB	0	0	0	0	0	2	0	0	0	0	0	2	0	1	0	0	0	0	0	1	3	66.7%	33.3%
24	AUT	0	0	0	0	0	0	0	0	0	0	0	0	0	1	0	1	1	0	0	3	3	0.0%	100.0%
25	ESP	2	0	0	0	2	0	0	0	0	0	1	5	0	1	0	1	1	0	0	3	8	62.5%	37.5%
26	EST	0	0	0	0	6	0	0	0	0	0	0	6	0	1	0	0	0	0	0	1	7	85.7%	14.3%
27	FIN	0	0	0	0	0	0	0	0	0	0	0	0	0	1	0	1	0	0	0	2	2	0.0%	100.0%
28	GBR	4	0	0	0	0	0	0	0	0	0	0	4	0	2	0	1	0	0	0	3	7	57.1%	42.9%
29	LTU	8	0	0	0	0	0	2	0	0	0	0	10	0	0	0	2	1	0	0	3	13	76.9%	23.1%
30	KOS	0	0	0	0	0	0	0	0	0	0	0	0	0	0	1	0	0	0	0	1	1	0.0%	100.0%
31	SLO	0	0	0	0	0	0	0	0	0	0	0	0	0	1	0	0	0	0	0	1	1	0.0%	100.0%
32	BIH	0	0	0	0	0	0	0	0	0	0	0	0	0	0	0	0	0	0	0	0	0	0.0%	0.0%
33	LAT	0	0	0	0	0	0	0	0	0	0	0	0	0	0	0	0	0	0	0	0	0	0.0%	0.0%
TOTAL =		548	98	39	116	264	58	180	98	0	124	57	1582	1	148	26	138	20	7	3	343	1925		

18. FS - NATIONAL TEAM - STATISTICS IN ALL MATCHES / LOST TECHNICAL POINTS AND OTHER POINTS

Table FS – 36.

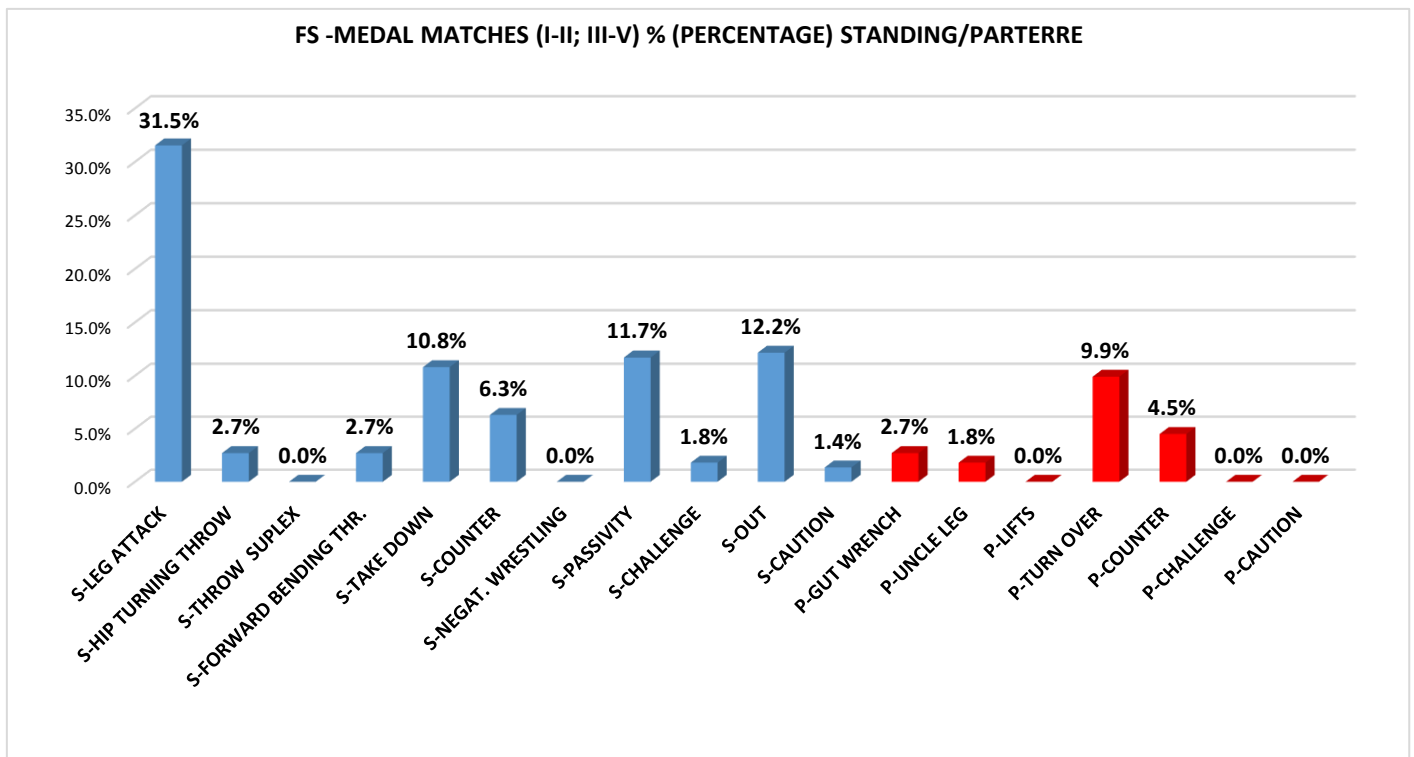
Sn	NATIONS	TECHNICAL POINTS											OTHER POINTS								TOTAL / LOST POINTS	TOTAL TECHNICAL POINTS – LOST IN %	TOTAL OTHER POINTS – LOST IN %	
		THROW. TURN	THROW. SUPLEX	FORW. BENDING TH.	TAKE DOWN	LEG ATTACK	COUNTER	GUT WRENCH	LIFTS	TURN OVER	ANGLE LEG	COUNTER	TOTAL – TECHNICAL POINTS	NEGATIVE WREST.	ACTIVITI TIME	CHALLENGE	STEP OUT	CAUTION	CHALLENGE	CAUTION				TOTAL – OTHER POINTS
1	RUS	16	4	2	2	16	4	8	2	0	14	1	69	0	4	3	6	2	0	0	15	84	82.1%	17.9%
2	AZE	38	10	4	0	20	8	6	2	0	10	5	103	0	13	1	10	1	0	0	25	128	80.5%	19.5%
3	GEO	30	4	0	10	8	4	0	0	0	4	2	62	0	10	1	7	1	0	0	19	81	76.5%	23.5%
4	TUR	30	0	4	6	8	4	12	0	0	8	4	76	0	11	4	15	1	1	0	32	108	70.4%	29.6%
5	UKR	32	10	0	8	20	2	4	2	0	16	6	100	0	9	4	9	0	2	0	24	124	80.6%	19.4%
6	ARM	34	6	0	18	24	4	10	6	0	6	3	111	0	8	3	11	3	0	0	25	136	81.6%	18.4%
7	BLR	18	6	0	2	8	4	0	0	0	10	4	52	0	10	1	8	2	1	0	22	74	70.3%	29.7%
8	BUL	50	0	4	4	12	0	6	16	0	10	6	108	0	7	0	7	0	0	0	14	122	88.5%	11.5%
9	POL	26	0	0	4	6	2	16	0	0	4	0	58	0	7	1	3	1	1	0	13	71	81.7%	18.3%
10	MDA	32	12	0	0	14	6	12	4	0	8	4	92	0	8	2	8	0	1	0	19	111	82.9%	17.1%
11	GER	14	4	0	0	20	4	8	2	0	8	5	65	1	6	1	16	2	0	0	26	91	71.4%	28.6%
12	ITA	22	4	0	6	20	2	8	10	0	6	3	81	0	3	1	3	1	0	1	9	90	90.0%	10.0%
13	ROU	24	0	0	6	8	0	4	0	0	4	3	49	0	11	0	2	2	0	1	16	65	75.4%	24.6%
14	HUN	30	0	4	0	12	2	6	14	0	0	0	68	0	9	1	6	0	0	0	16	84	81.0%	19.0%
15	SVK	8	0	0	8	8	0	10	0	0	4	0	38	0	4	0	1	0	0	0	5	43	88.4%	11.6%
16	SRB	4	0	4	0	2	0	0	0	0	0	0	10	0	1	0	1	0	0	0	2	12	83.3%	16.7%
17	GRE	36	8	4	0	10	2	20	2	0	0	0	82	0	3	1	4	2	0	0	10	92	89.1%	10.9%
18	SMR	2	0	0	4	0	0	0	0	0	0	0	6	0	2	0	4	1	0	0	7	13	46.2%	53.8%
19	MKD	10	0	0	4	2	6	8	2	0	2	2	36	0	5	0	4	0	0	0	9	45	80.0%	20.0%
20	SUI	4	0	0	0	0	0	4	2	0	0	0	10	0	2	0	2	0	0	0	4	14	71.4%	28.6%
21	FRA	16	6	0	4	2	4	6	8	0	0	3	49	0	1	0	4	0	0	1	6	55	89.1%	10.9%
22	ISR	8	0	0	4	6	0	0	0	0	0	2	20	0	1	1	1	0	1	0	4	24	83.3%	16.7%
23	ALB	0	2	0	0	4	0	2	6	0	0	0	14	0	1	0	0	0	0	0	1	15	93.3%	6.7%
24	AUT	16	0	4	0	8	0	4	0	0	0	0	32	0	3	0	0	0	0	0	3	35	91.4%	8.6%
25	ESP	20	2	0	4	8	0	8	16	0	10	4	72	0	2	1	0	0	0	0	3	75	96.0%	4.0%
26	EST	0	0	5	6	4	0	2	0	0	0	0	17	0	3	0	0	0	0	0	3	20	85.0%	15.0%
27	FIN	2	6	0	2	0	0	0	0	0	0	0	10	0	1	0	0	0	0	0	1	11	90.9%	9.1%
28	GBR	10	0	0	8	4	0	2	0	0	0	0	24	0	0	0	1	1	0	0	2	26	92.3%	7.7%
29	LTU	10	6	0	2	4	0	2	0	0	0	0	24	0	1	0	4	0	0	0	5	29	82.8%	17.2%
30	KOS	2	8	4	4	0	0	0	4	0	0	0	22	0	1	0	0	0	0	0	1	23	95.7%	4.3%
31	SLO	2	0	0	0	0	0	0	0	0	0	0	2	0	1	0	0	0	0	0	1	3	66.7%	33.3%
32	BIH	0	0	0	0	2	0	8	0	0	0	0	10	0	0	0	1	0	0	0	1	11	90.9%	9.1%
33	LAT	2	0	0	0	4	0	4	0	0	0	0	10	0	0	0	0	0	0	0	0	10	100.0%	0.0%
TOTAL =		548	98	39	116	264	58	180	98	0	124	57	1582	1	148	26	138	20	7	3	343	1925		

IV – MEDAL MATCHES (I-II; III-V) /FS

19. FS - MEDAL MATCHES (I-II; III-V) TOTAL POINTS AND % (PERCENTAGE)

Table FS 37.

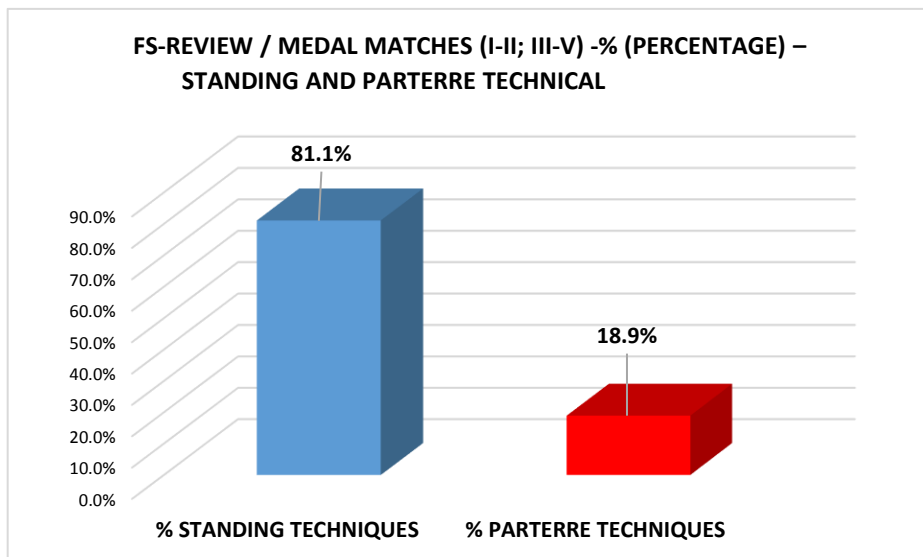
Sn	WRESTLING TECHNIQUES	No. points	% FINAL MATCH.
STANDING POSITION			
1	S-LEG ATTACK	70	31.5%
2	S-HIP TURNING THROW	6	2.7%
3	S-THROW SUPLEX	0	0.0%
4	S-FORWARD BENDING THR.	6	2.7%
5	S-TAKE DOWN	24	10.8%
6	S-COUNTER	14	6.3%
7	S-NEGAT. WRESTLING	0	0.0%
8	S-ACTIVITY TIME	26	11.7%
9	S-CHALLENGE	4	1.8%
10	S-STEP OUT	27	12.2%
11	S-CAUTION	3	1.4%
TOTAL STANDING =		180	81.1%
PARTERRE POSITION			
1	P-GUT WRENCH	6	2.7%
2	P-ANCLE LEG	4	1.8%
3	P-LIFTS	0	0.0%
4	P-TURN OVER	22	9.9%
5	P-COUNTER	10	4.5%
6	P-CHALLENGE	0	0.0%
7	P-CAUTION	0	0.0%
TOTAL PARTERRE =		42	18.9%
ALL TOTAL =		222	100.0%



20. FS - REVIEW / MEDAL MATCHES (I-II; III-V) POINTS AND % (PERCENTAGE) – STANDING AND PARTERRE TECHNICAL

Table FS 38.

Sn.	POSITION	% POINTS FINAL MATCH.
1.	% POINTS STANDING POSITION	81.1%
2.	% POINTS PARTERRE POSITION	18.9%
TOTAL =		100.00 %

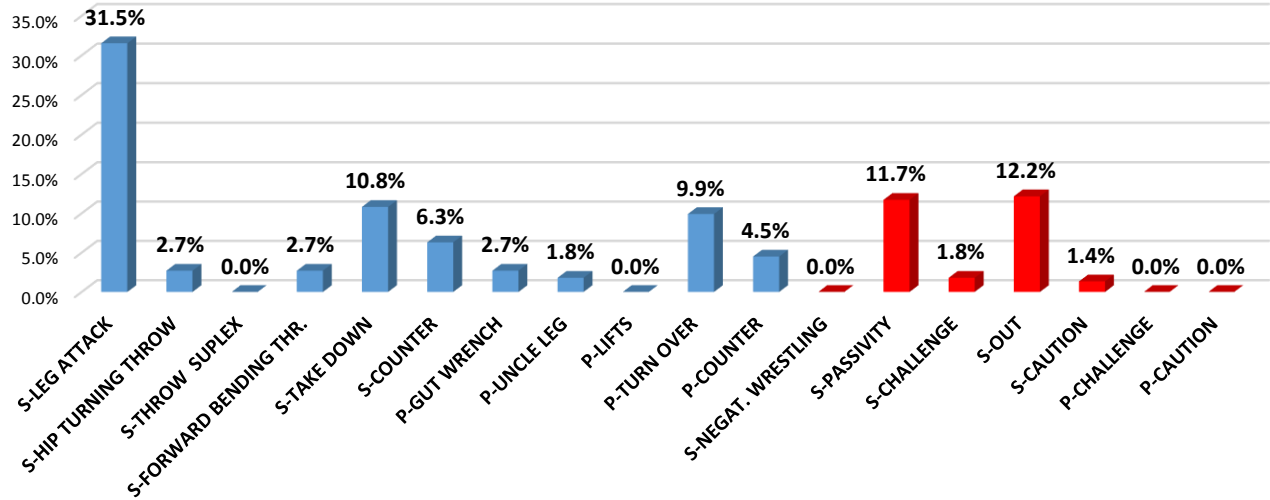


21. FS - MEDAL MATCHES (I-II; III-V) / TOTAL TECHNICAL POINTS AND OTHER POINTS

Table FS 39.

Sn	WRESTLING TECHNIQUES	No. points FINAL MATCH.	% FINAL MATCH.
TECHNICAL POINTS			
1	S-LEG ATTAK	70	31.5%
2	S-HIP TURNING THROW	6	2.7%
3	S-THROW SUPLEX	0	0.0%
4	S-FORWARD BENDING THR.	6	2.7%
5	S-TAKE DOWN	24	10.8%
6	S-COUNTER	14	6.3%
7	P-GUT WRENCH	6	2.7%
8	P-ANGLE LEG	4	1.8%
9	P-LIFTS	0	0.0%
10	P-TURN OVER	22	9.9%
11	P-COUNTER	10	4.5%
TOTAL TECHNICAL POINTS =		162	73.0%
OTHER POINTS			
1	S-NEGAT. WRESTLING	0	0.0%
2	S-ACTIVITY TIME	26	11.7%
3	S-CHALLENGE	4	1.8%
4	S-STEP OUT	27	12.2%
5	S-CAUTION	3	1.4%
6	P-CHALLENGE	0	0.0%
7	P-CAUTION	0	0.0%
TOTAL OTHER POINTS =		60	27.0%
ALL TOTAL =		222	100.0%

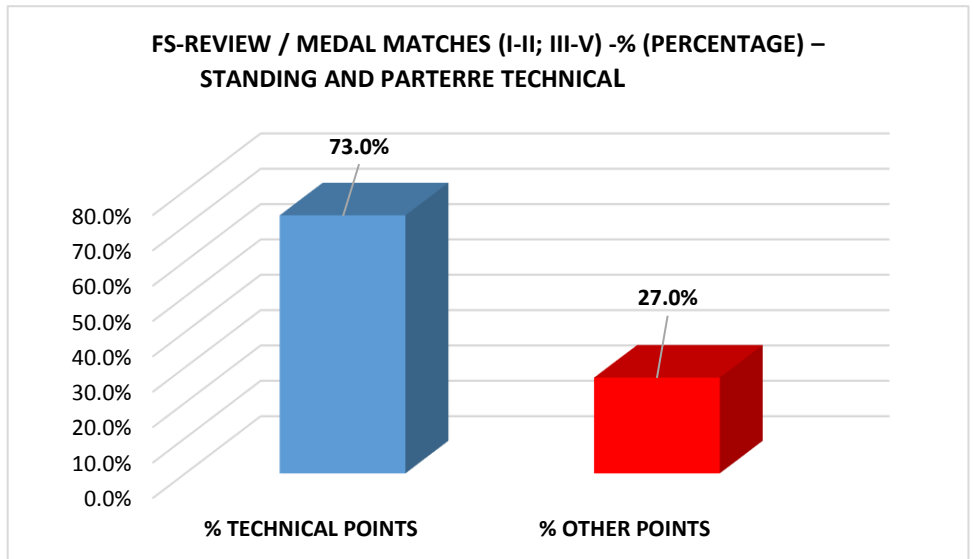
FS -MEDAL MATCHES (I-II; III-V) / TOTAL TECHNICAL POINTS AND OTHER POINTS IN % (PERCENTAGE)



22. FS - REVIEW / MEDAL MATCHES (I-II; III-V) TECHNICAL POINTS AND OTHER POINTS IN % (PERCENTAGE)

Table FS 40.

Sn.	TYPE OF POINTS	% POINTS FINAL MATCH.
1.	% TECHNICAL POINTS	73.0%
2.	% OTHER POINTS	27.0%
TOTAL =		100.00 %



23. FS - WQ/min (total points per minute) PER MEDAL MATCHES (I-II; III-V)

Table FS 41.

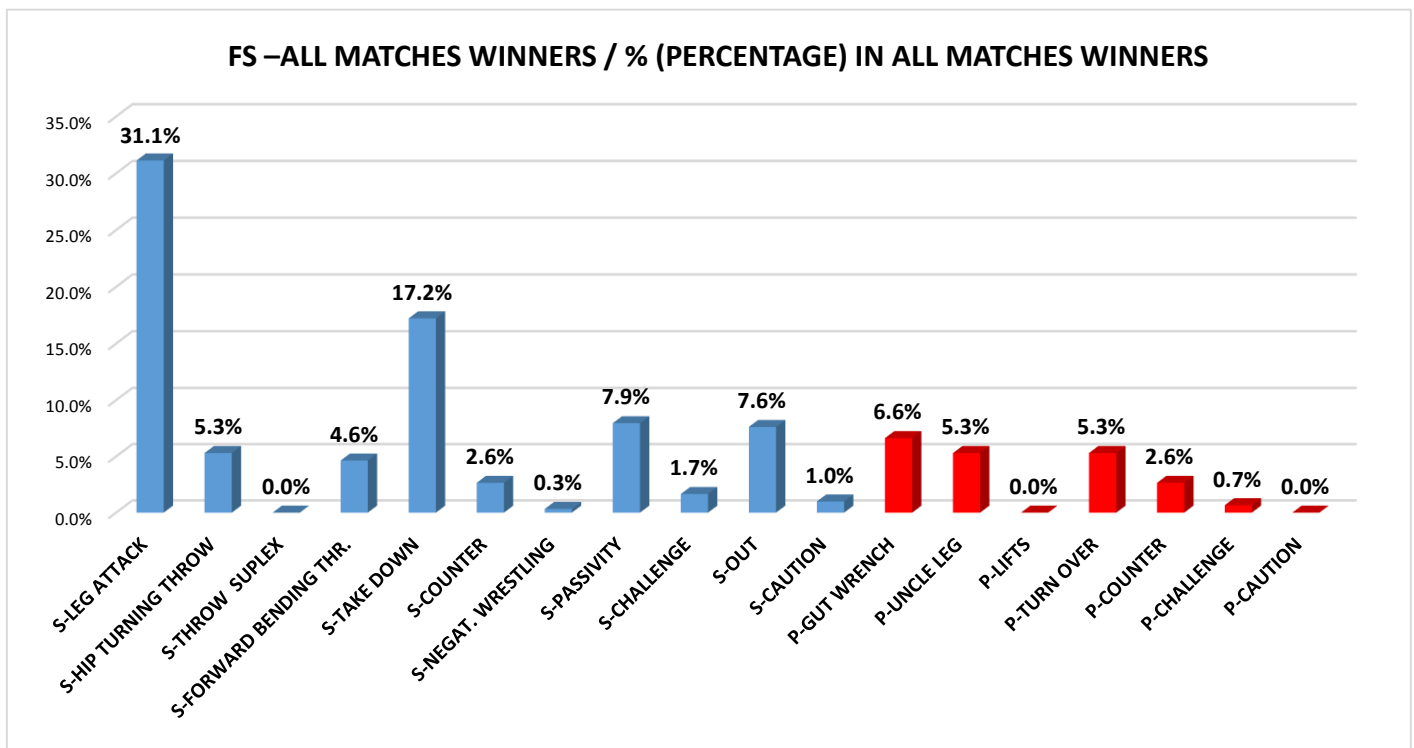
WQ/min (total points per minute) all matches	MEDAL MATCHES
	1.32 points per minute

V – ALL WINNERS WRESTLERS /FS

24. FS – ALL MATCHES WINNERS / TOTAL POINTS AND % (PERCENTAGE) IN ALL MATCHES WINNER

Table FS 42.

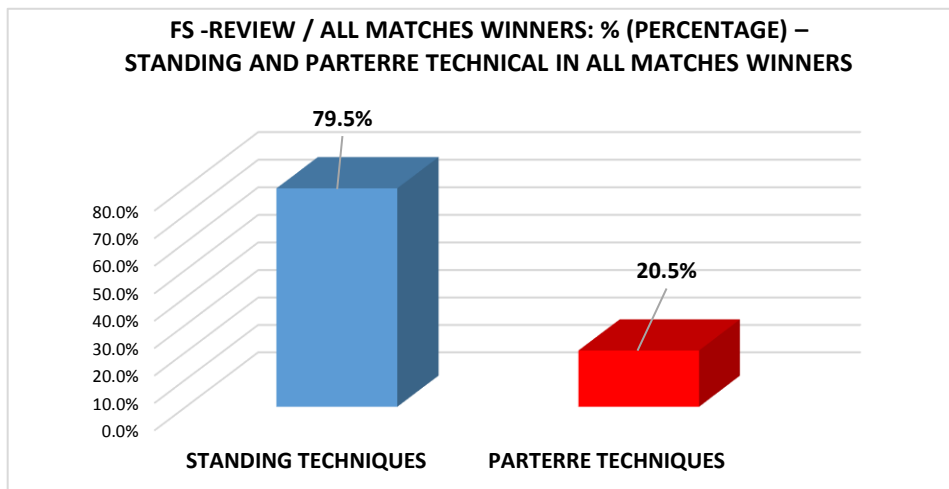
Sn	WRESTLING TECHNIQUES	POINTS	%
STANDING POSITION			
1	S-LEG ATTACK	94	31.1%
2	S-HIP TURNING THROW	16	5.3%
3	S-THROW SUPLEX	0	0.0%
4	S-FORWARD BENDING THR.	14	4.6%
5	S-TAKE DOWN	52	17.2%
6	S-COUNTER	8	2.6%
7	S-NEGAT. WRESTLING	1	0.3%
8	S-ACTIVITY TIME	24	7.9%
9	S-CHALLENGE	5	1.7%
#	S-STEP OUT	23	7.6%
#	S-CAUTION	3	1.0%
TOTAL STANDING POSITION =		240	79.5%
PARTERRE POSITION			
1	P-GUT WRENCH	20	6.6%
2	P-ANCLE LEG	16	5.3%
3	P-LIFTS	0	0.0%
4	P-TURN OVER	16	5.3%
5	P-COUNTER	8	2.6%
6	P-CHALLENGE	2	0.7%
7	P-CAUTION	0	0.0%
TOTAL PARTERRE POSITION =		62	20.5%
ALL TOTAL =		302	100.0%



25. FS - REVIEW / ALL MATCHES WINNERS: TOTAL POINTS AND % (PERCENTAGE) – STANDING AND PARTERRE TECHNICAL IN ALL MATCHES WINNERS

Table FS 43.

Sn.	POSITION	% ALL WINNER MATCHES
1.	% STANDING POSITION	79.5%
2.	% PARTERRE POSITION	20.5%
TOTAL =		100.00 %

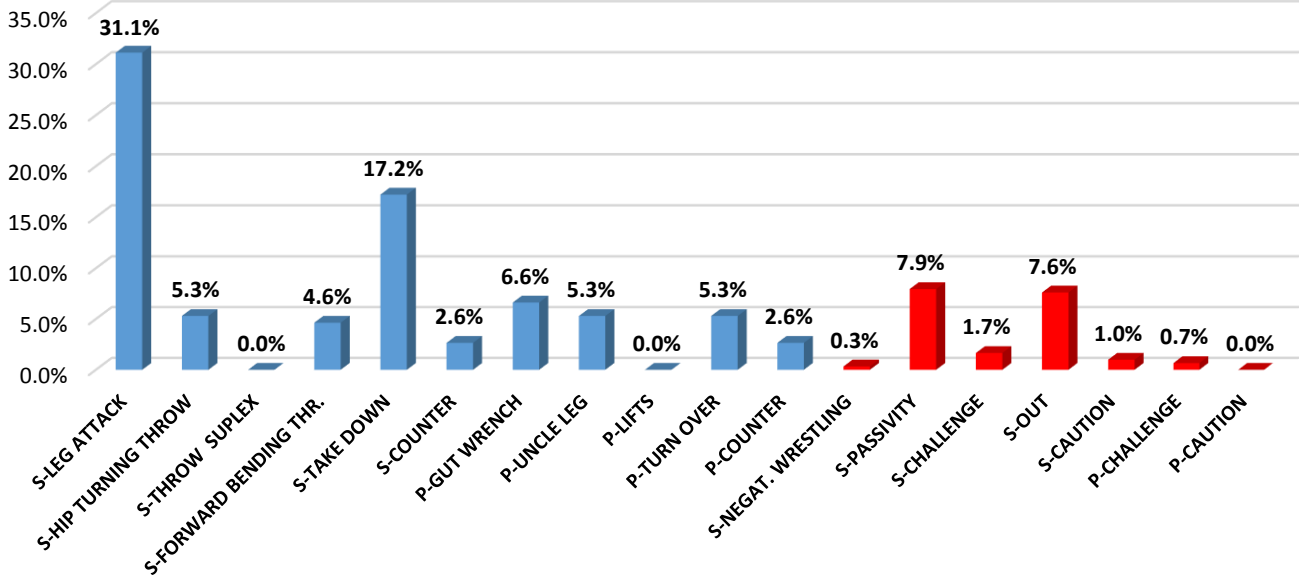


26. FS - ALL MATCHES WINNERS / TOTAL TECHNICAL POINTS AND OTHER POINTS IN ALL MATCHES WINNERS

Table FS 44.

Sn	WRESTLING TECHNIQUES	POINTS	%
TECHICAL POINTS			
1	S-LEG ATTAK	94	31.1%
2	S-HIP TURNING THROW	16	5.3%
3	S-THROW SUPLEX	0	0.0%
4	S-FORWARD BENDING THR.	14	4.6%
5	S-TAKE DOWN	52	17.2%
6	S-COUNTER	8	2.6%
7	P-GUT WRENCH	20	6.6%
8	P-ANCLE LEG	16	5.3%
9	P-LIFTS	0	0.0%
10	P-TURN OVER	16	5.3%
11	P-COUNTER	8	2.6%
TOTAL TECHNICAL POINTS =		244	80.8%
OTHER POINTS			
1	S-NEGAT. WRESTLING	1	0.3%
2	S-ACTIVITY TIME	24	7.9%
3	S-CHALLENGE	5	1.7%
4	S-STEP OUT	23	7.6%
5	S-CAUTION	3	1.0%
6	P-CHALLENGE	2	0.7%
7	P-CAUTION	0	0.0%
TOTAL OTHER POINTS =		58	19.2%
ALL TOTAL =		302	100.0%

FS –ALL MATCHES WINNERS / % (PERCENTAGE) IN ALL MATCHES WINNERS

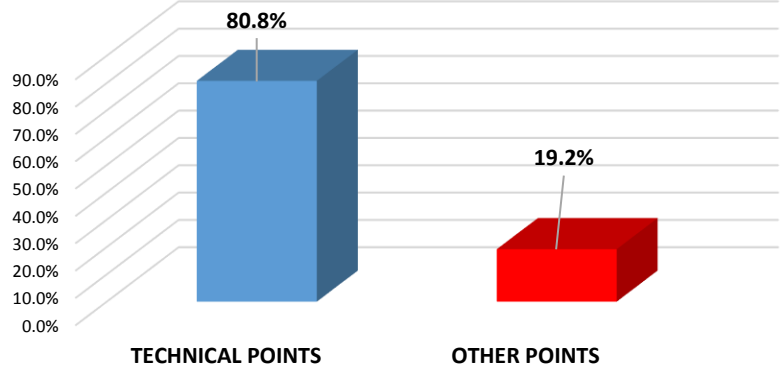


27. FS - REVIEW / ALL MATCHES WINNERS: TOTAL TECHNICAL POINTS AND OTHER POINTS IN ALL MATCHES WINNERS

Table FS 45.

Sn.	TYPE OF POINTS	ALL WINNER MATCHES
1.	% TECHNICAL POINTS	80.8%
2.	% OTHER POINTS	19.2%
TOTAL =		100.00 %

FS-REVIEW / ALL MATCHES WINNERS: % (PERCENTAGE) – STANDING AND PARTERRE TECHNICAL IN ALL MATCHES WINNERS



28. FS - WQ/min (total points per minute): ALL MATCHES WINNERS

Table FS 46.

WQ/min (total points per minute)	ALL MATCHES WINNER
	1.54 points per minute

VI – RANKING LIST - MOST SUCCESSFUL WRESTLERS CHAMPIONSHIP /FS

29. FS – ALL WINNERS WRESTLERS PER CATEGORY - WIN POINTS

Table FS 47.

CAT	NAME AND SURNAME	NAT	TECHNIQUES STANDING POSITION												TECHNIQUES PARTERRE POSITION								TOTAL TECHNICAL POINTS	CLASI. POINTSP	TOTAL MATCHES	TIME	
			LEG ATTACK	HIP TURNING TH.	THROW SUPLEX	FORW. BENDING TH.	TAKE DOWN	ST. COUNTER	NEGAT. WR.	ACTIVITY TIME	CHALLENGE	STEP OUT	ST. CAUTION	.TOTAL STANDING	GUT WRENCH	ANCLE LEG	LIFTS	TURN OVER	PA. COUNTER	CHALLENGE	PA. CAUTION	.TOTAL PARTERRE					
57	TUSKAEV Azamat	RUS	8	0	0	0	4	0	1	1	1	1	0	16	2	6	0	0	0	0	0	0	8	24	13	4	21.00
61	BOGOMOEV Aleksandr	RUS	14	8	0	0	0	0	0	2	1	0	0	25	0	0	0	0	0	0	0	0	0	25	13	4	22.15
65	SHIRAEV Kurban	RUS	6	0	0	4	4	0	0	1	0	7	0	22	0	0	0	2	6	0	0	8	30	13	4	22.26	
70	GADZHIEV Magomedmurad	POL	6	0	0	0	0	0	0	6	0	2	0	14	4	0	0	0	0	0	0	4	18	13	4	24.00	
74	CHAMIZO MARQUEZ Frank	ITA	6	4	0	0	8	2	0	5	1	1	1	28	0	0	0	0	2	0	0	2	30	18	5	26.31	
79	KADZIMAHAMEDAU Mahamedkhabib	BLR	10	0	0	0	12	0	0	1	1	2	0	26	0	2	0	8	0	1	0	11	37	12	4	24.00	
86	NAIFONOV Artur	RUS	6	0	0	4	4	2	0	4	1	2	1	24	6	0	0	0	0	0	0	6	30	16	5	28.00	
92	KARADENIZ Suleyman	TUR	4	4	0	0	14	0	0	3	0	5	0	30	0	0	0	0	0	0	0	0	30	16	4	21,35	
97	SADULAEV Abdurashid	RUS	16	0	0	6	6	2	0	0	0	2	0	32	2	0	0	4	0	1	0	7	39	15	5	30.00	
125	PETRIASHVILI Geno	GEO	18	0	0	0	0	2	0	1	0	1	1	23	6	8	0	2	0	0	0	16	39	14	4	12.04	
TOTAL=			94	16	0	14	52	8	1	24	5	23	3	240	20	16	0	16	8	2	0	62	302	143	43	231,11	

30. FS – ALL WINNERS WRESTLERS PER CATEGORY - LOST POINTS

Tabele FS 48.

CAT	NAME AND SURNAME	NAT	TECHNIQUES STANDING POSITION											TECHNIQUES PARTERRE POSITION								TOTAL TECHNICAL POINTS	CLASIF. POINTS	TOTAL MATCHES	TIME	
			LEG ATTACK	HIP TURNING TH.	THROW SUPLEX	FORW. BENDING TH.	TAKE DOWN	ST. COUNTER	GUT WRENCH	ANGLE LEG	LIFTS	TURN OVER	PA. COUNTER	TOTAL STANDING	NEGAT. WR.	ACTIVITY TIME	CHALLENGE	STEP OUT	ST. CAUTION	CHALLENGE	PA. CAUTION					TOTAL PARTERRE
57	TUSKAEV Azamat	RUS	2	0	0	0	2	0	0	1	0	2	0	7	0	0	0	0	0	0	0	0	7	3	4	21.00
61	BOGOMOEV Aleksandr	RUS	4	0	0	0	0	0	0	0	0	0	4	2	2	0	4	0	0	0	0	8	12	3	4	22.15
65	SHIRAEV Kurban	RUS	2	0	0	0	0	0	0	0	0	2	1	5	0	0	0	0	0	0	0	0	5	2	4	22.26
70	GADZHIEV Magomedmurad	POL	0	0	0	0	0	0	0	1	0	0	0	1	0	0	0	0	0	0	0	0	1	1	4	24.00
74	CHAMIZO MARQUEZ Frank	ITA	4	0	0	0	0	0	0	0	0	1	0	5	0	0	0	0	2	0	0	2	7	2	5	26.31
79	KADZIMAHAMEDAU Mahamedkhabib	BLR	2	0	0	0	0	0	0	2	0	0	0	4	0	0	0	0	1	0	0	1	5	3	4	24.00
86	NAIFONOV Artur	RUS	0	0	0	0	2	0	0	0	0	0	0	2	0	0	0	0	0	0	0	0	2	1	5	28.00
92	KARADENIZ Suleyman	TUR	0	0	0	0	0	0	0	1	0	1	0	2	0	0	0	0	0	0	0	0	2	1	4	21.35
97	SADULAEV Abdulrashid	RUS	0	0	2	2	0	0	0	0	1	1	0	6	0	0	0	4	0	0	0	4	10	3	5	30.00
125	PETRIASHVILI Geno	GEO	2	0	0	0	0	0	0	0	0	0	0	2	0	0	0	0	0	0	0	0	2	1	4	12.04
TOTAL=			16	0	2	2	4	0	0	5	1	7	1	38	2	2	0	8	3	0	0	15	53	20	43	231,11

31. FS – MOST SUCCESSFUL WRESTLER (INDEX – MSW)

Table FS 49.

CAT kg	Name and surname	NAT	TIME	TP PLUS	TP MINUS	WQ/min (+/-)	Nb match	CP PLUS	CP MINUS	CP (+/-) (diferent)	BWI
125	PETRIASHVILI Geno	GEO	12.04	39	2	3.07	4	14	1	3.25	6.32
				3.24	0.17			3.50	0.25		
92	KARADENIZ Suleyman	TUR	21,35	30	2	1.31	4	16	1	3.75	5.06
				1.41	0.09			4.00	0.25		
74	CHAMIZO MARQUEZ Frank	ITA	26.31	30	7	0.87	5	18	2	3.20	4.07
				1.14	0.27			3.60	0.40		
86	NAIFONOV Artur	RUS	28.00	30	2	1.00	5	16	1	3.00	4.00
				1.07	0.07			3.20	0.20		
65	SHIRAEV Kurban	RUS	22.26	30	5	1.12	4	13	2	2.75	3.87
				1.35	0.22			3.25	0.50		
70	GADZHIEV Magomedmurad	POL	24.00	18	1	0.71	4	13	1	3.00	3.71
				0.75	0.04			3.25	0.25		
79	KADZIMAHAMEDAU Mahamedkhabib	BLR	24.00	37	5	1.33	4	12	3	2.25	3.58
				1.54	0.21			3.00	0.75		
97	SADULAEV Abdulrashid	RUS	30.00	39	10	0.97	5	15	3	2.40	3.37
				1.30	0.33			3.00	0.60		
57	TUSKAEV Azamat	RUS	21.00	24	7	0.81	4	13	3	2.50	3.31
				1.14	0.33			3.25	0.75		
61	BOGOMOEV Aleksandr	RUS	22.15	25	12	0.59	4	13	3	2.50	3.09
				1.13	0.54			3.25	0.75		

FORMULA

$$MSW = (WQ/minW - WQ/minL) + (CPW/NM - CPL/NM)$$

Legend:

MSW – Most Successful Wrestler (Index)

WQ/minW– Number WIN (+) points per 1 minute

WQ/minL – Number lost (-) points per 1 minute

CPW – Classification points WIN (+)

CPL – Classification points lost (-)

NM – Number matches

VII – REVIEW BY THREE BASIC VARIABLE AND THREE TYPES OF ANALYSIS / WW

32. FS - REVIEW POINTS STANDING AND PARTERRE: 1. ALL MATCHES, 2. FINAL MATCHES I-II AND III-V, 3. ALL MATCHES WINNERS

Table FS 50.

Sn	TECHNIQUES	% POINTS ALL MATCHES	% POINTS MEDAL MATCHES	% POINTS WINNER MATCHES
TECHNIQUES STANDING POSITION				
1	S-LEG ATTAK	28.5%	31.5%	31.1%
2	S-HIP TURNING THROW	5.1%	2.7%	5.3%
3	S-THROW SUPLEX	2.0%	0.0%	0.0%
4	S-FORWARD BENDING THR.	6.0%	2.7%	4.6%
5	S-TAKE DOWN	13.7%	10.8%	17.2%
6	S-COUNTER	3.0%	6.3%	2.6%
7	S-NEGAT. WRESTLING	0.1%	0.0%	0.3%
8	S-ACTIVITY TIME	7.7%	11.7%	7.9%
9	S-CHALLENGE	1.4%	1.8%	1.7%
10	S-STEP OUT	7.2%	12.2%	7.6%
11	S-CAUTION	1.0%	1.4%	1.0%
TECHNIQUES PARTERRE POSITION				
1	P-GUT WRENCH	9.4%	2.7%	6.6%
2	P-ANCLE LEG	5.1%	1.8%	5.3%
3	P-LIFTS	0.0%	0.0%	0.0%
4	P-TURN OVER	6.4%	9.9%	5.3%
5	P-COUNTER	3.0%	4.5%	2.6%
6	P-CHALLENGE	0.4%	0.0%	0.7%
7	P-CAUTION	0.2%	0.0%	0.0%

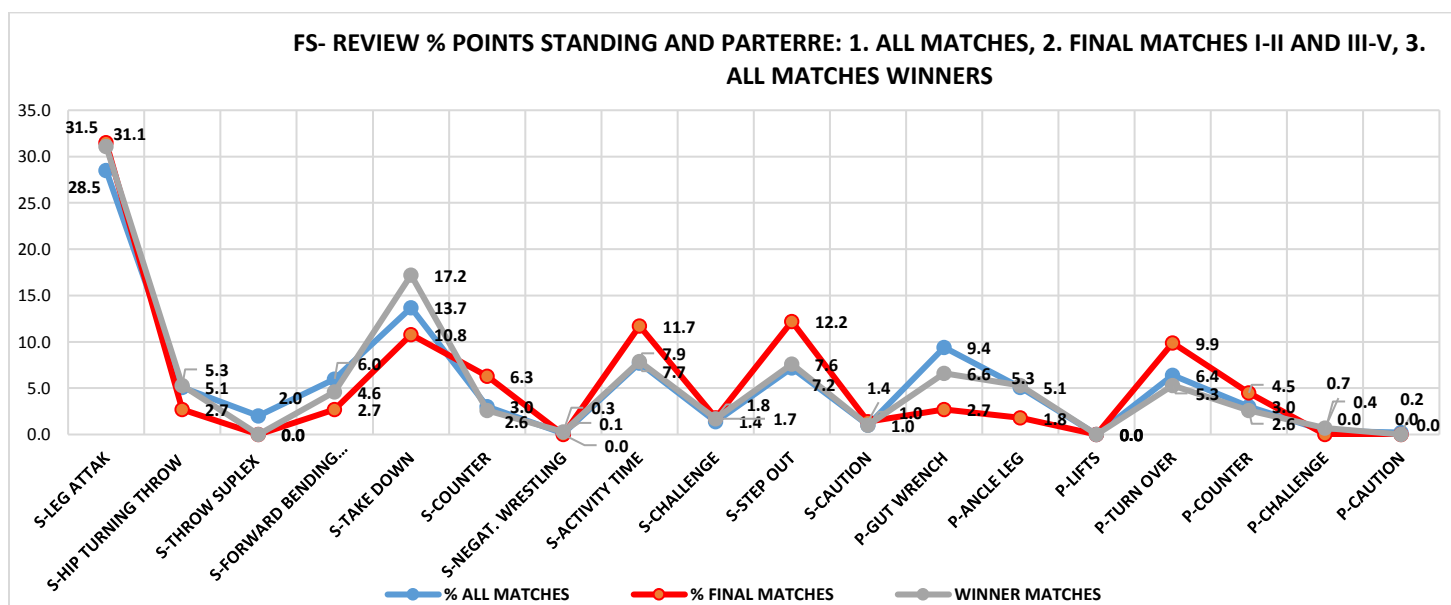
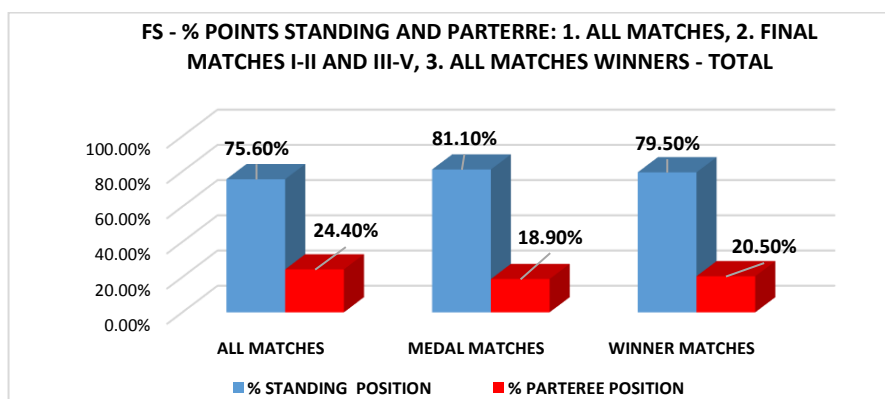


Table FS 51.

POSITION	ALL MATCHES	MEDAL MATCHES	WINNER MATCHES
% STANDING POSITION	75.6%	81.1%	79.5%
% PARTERRE POSITION	24.4%	18.9%	20.5%



33. FS - REVIEW TECHNICAL POINTS - OTHER POINTS: ALL MATCHES, 2. FINAL MATCHES I-II AND III-V, 3. ALL MATCHES WINNERS

Table FS 52.

Sn	TECHNIQUES	% POINTS ALL MATCHES	% POINTS MEDAL MATCHES	% POINTS WINNER MATCHES
TECHICAL POINTS				
1	S-LEG ATTAK	28.5%	31.5%	31.1%
2	S-HIP TURNING THROW	5.1%	2.7%	5.3%
3	S-THROW SUPLEX	2.0%	0.0%	0.0%
4	S-FORWARD BENDING THR.	6.0%	2.7%	4.6%
5	S-TAKE DOWN	13.7%	10.8%	17.2%
6	S-COUNTER	3.0%	6.3%	2.6%
7	P-GUT WRENCH	9.4%	2.7%	6.6%
8	P-ANCLE LEG	5.1%	1.8%	5.3%
9	P-LIFTS	0.0%	0.0%	0.0%
10	P-TURN OVER	6.4%	9.9%	5.3%
11	P-COUNTER	3.0%	4.5%	2.6%
OTHER POINTS				
1	S-NEGAT. WRESTLING	0.1%	0.0%	0.3%
2	S-ACTIVITY TIME	7.7%	11.7%	7.9%
3	S-CHALLENGE	1.4%	1.8%	1.7%
4	S-STEP OUT	7.2%	12.2%	7.6%
5	S-CAUTION	1.0%	1.4%	1.0%
6	P-CHALLENGE	0.4%	0.0%	0.7%
7	P-CAUTION	0.2%	0.0%	0.0%

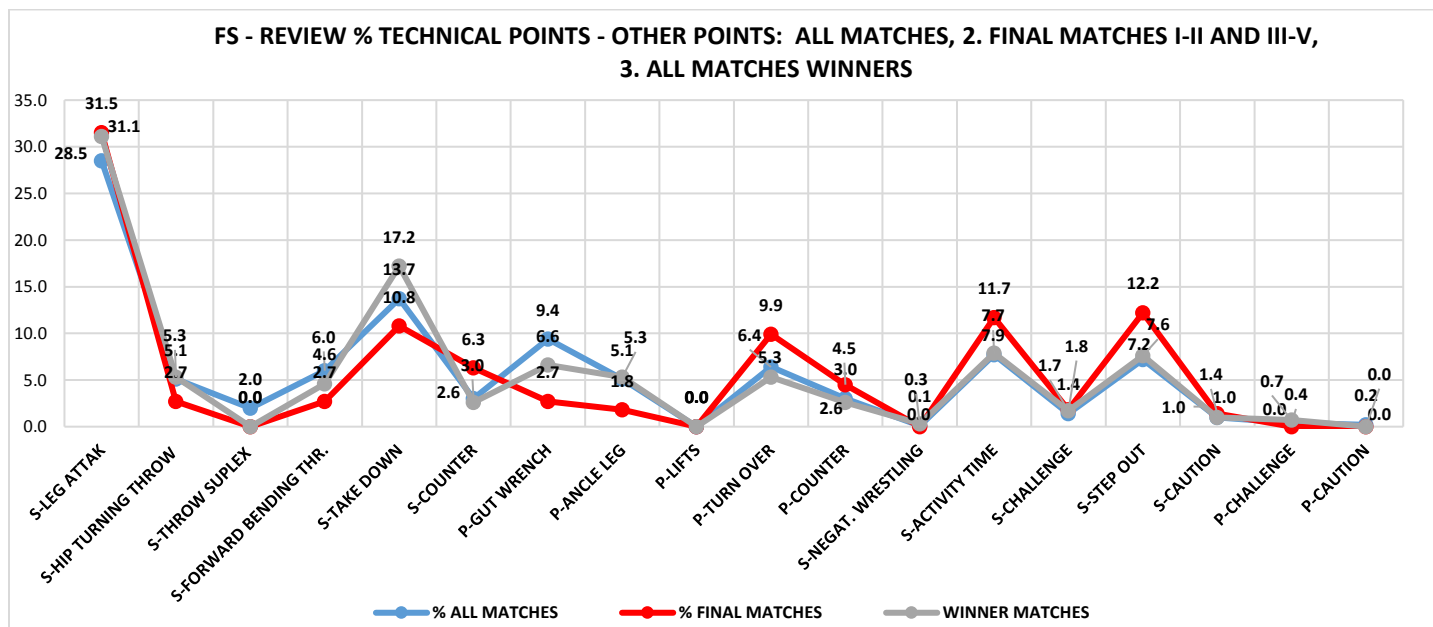
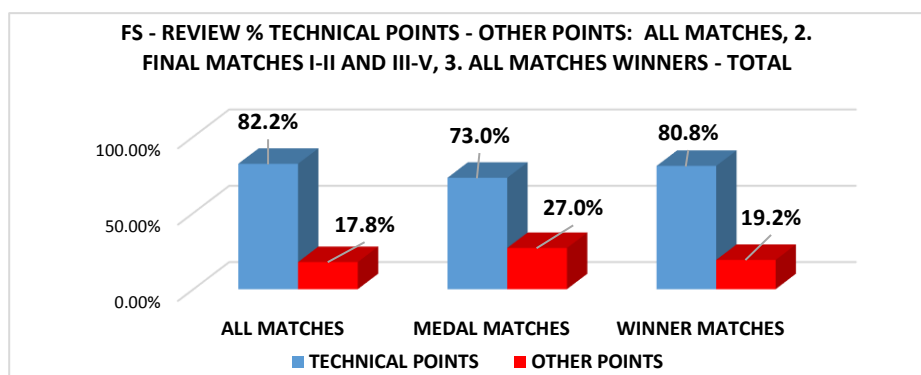


Table FS 53.

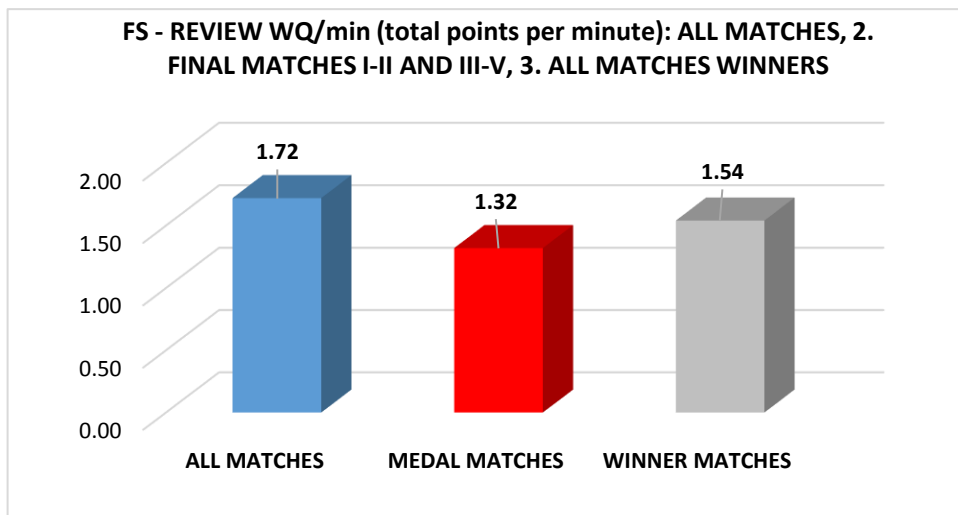
TECHNIQUES	ALL MATCHES	MEDAL MATCHES	WINNER MATCHES
TECHNICAL POINTS	82.2%	73.0%	80.8%
OTHER POINTS	17.8%	27.0%	19.2%



34. FS - REVIEW WQ/min (total points per minute): ALL MATCHES, 2. FINAL MATCHES I-II AND III-V, 3. ALL MATCHES WINNERS

Table FS 54.

Sn	TYPE MATCHES	WQ/min
1.	ALL MATCHES	1.72
2.	MEDAL MATCHES	1.32
3.	WINNER MATCHES	1.54



WOMEN WRESTLING

(77 – 110 pages)

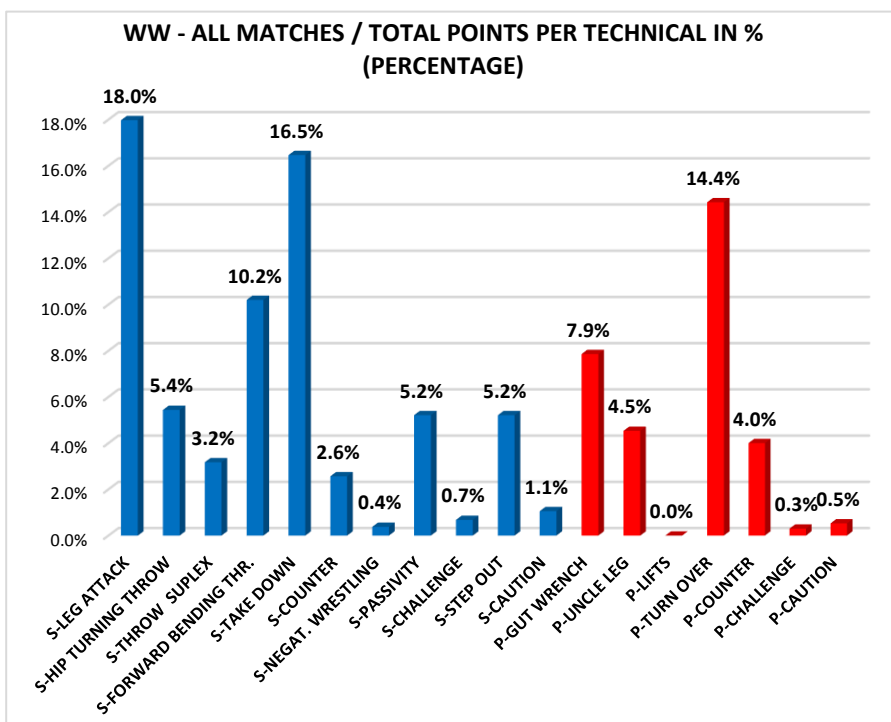
I – GENERAL DATA /WW,

ANALYSIS OF ALL MATCHES – WW STYLE

1. WW - ALL MATCHES / TOTAL POINTS PER TECHNICAL AND % (PERCENTAGE)

Table WW 1.

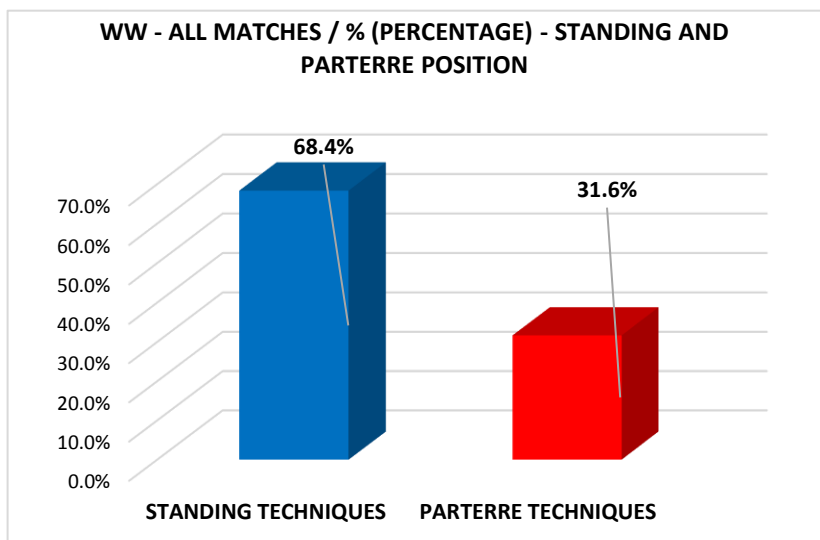
Sn	WRESTLING TECHNIQUES	POINTS	%
STANDING POSITION			
1	S-LEG ATTKAK	238	18.0%
2	S-HIP TURNING THROW	72	5.4%
3	S-THROW SUPLEX	42	3.2%
4	S-FORWARD BENDING THR.	135	10.2%
5	S-TAKE DOWN	218	16.5%
6	S-COUNTER	34	2.6%
7	S-NEGAT. WRESTLING	5	0.4%
8	S-ACTIVITY TIME	69	5.2%
9	S-CHALLENGE	9	0.7%
10	S-STEP OUT	69	5.2%
11	S-CAUTION	14	1.1%
TOTAL =		905	68.4%
PARTERRE POSITION			
1	P-GUT WRENCH	104	7.9%
2	P-ANCLE LEG	60	4.5%
3	P-LIFTS	0	0.0%
4	P-TURN OVER	191	14.4%
5	P-COUNTER	53	4.0%
6	P-CHALLENGE	4	0.3%
7	P-CAUTION	104	7.9%
TOTAL =		419	31.6%
ALL TOTAL =		1324	100.0%



2. WW - ALL MATCHES / TOTAL POINTS AND % (PERCENTAGE) – STANDING OR PARTERRE TECHNIQUES

Table WW 2.

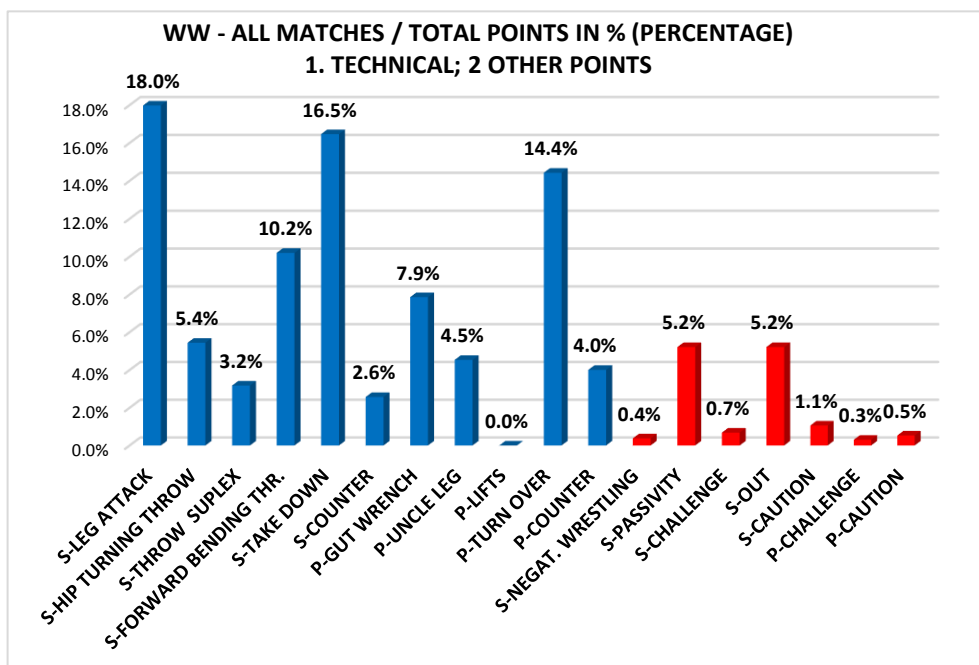
Sn.	POSITION	No. points	% points
1	POINTS STANDING TECHNIQUES	905	68.4%
2	POINTS PARTERRE TECHNIQUES	419	31.6%
TOTAL =		1324	100.0%



3. WW - ALL MATCHES / TOTAL POINTS IN % (PERCENTAGE) – 1. TECHNICAL POINTS, 2. OTHER POINTS

Table WW 3.

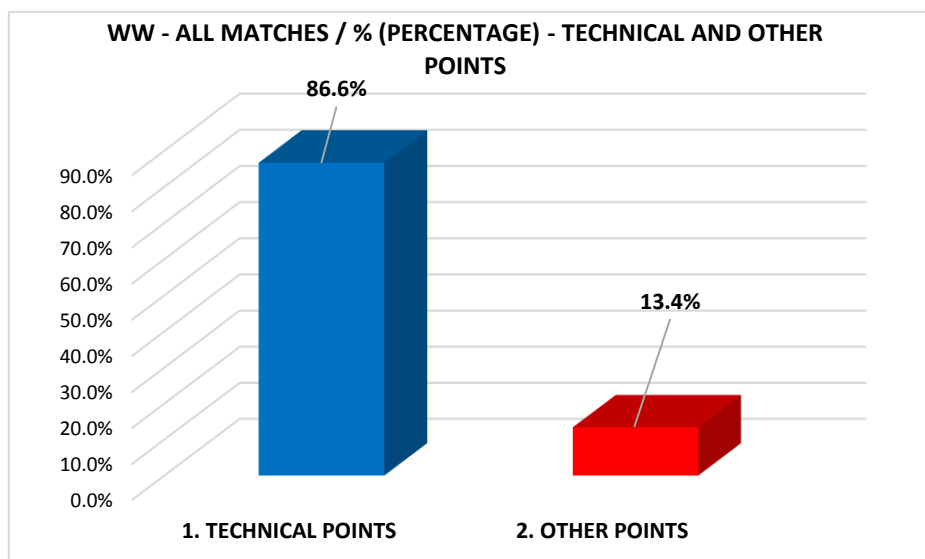
Sn	WRESTLING TECHNIQUES	%
TECHNICAL POINTS		
1	S-LEG ATTAK	18.0%
2	S-HIP TURNING THROW	5.4%
3	S-THROW SUPLEX	3.2%
4	S-FORWARD BENDING THROW	10.2%
5	S-TAKE DOWN	16.5%
6	S-COUNTER	2.6%
7	P-GUT WRENCH	7.9%
8	P-ANCLE LEG	4.5%
9	P-LIFTS	0.0%
10	P-TURN OVER	14.4%
11	P-COUNTER	4.0%
TOTAL=		86.6%
OTHER POINTS		
1	S-NEGAT. WRESTLING	0.4%
2	S-ACTIVITY TIME	5.2%
3	S-CHALLENGE	0.7%
4	S-STEP OUT	5.2%
5	S-CAUTION	1.1%
6	P-CHALLENGE	0.3%
7	P-CAUTION	0.5%
TOTAL=		13.4%
ALL TOTAL =		100.0%



4. WW - ALL MATCHES / TOTAL TECHNICAL POINTS - OTHER POINTS AND % (PERCENTAGE)

Table WW 4.

Sn.	TYPE OF POINTS	No. points	%
1.	TECHNICAL POINTS	1147	86.6%
2.	OTHER POINTS	177	13.4%
TOTAL =		1324	100.0%



5. WW – ALL MATCHES / WQ/min (total points per minute)

Table WW 5.

WQ/min (total points per minute) for all matches =	1.87 points per minute
---	-------------------------------

II - WEIGHT CATEGORY /WW,

6. WW - WEIGHT CATEGORY / TOTAL POINTS PER CATEGORY - TECHNICAL POINTS AND % (PERCENTAGE)

LIGHT CATEGORY

Table WW 6.

WW - 50 kg			
Sn	WRESTLING TECHNIQUES	POINTS	%
STANDING POSITION			
1	S-LEG ATTAK	28	17.0%
2	S-HIP TURNING THROW	10	6.1%
3	S-THROW SUPLEX	0	0.0%
4	S-FORWARD BENDING THR.	14	8.5%
5	S-TAKE DOWN	32	19.4%
6	S-COUNTER	0	0.0%
7	S-NEGAT. WRESTLING	0	0.0%
8	S-ACTIVITY TIME	7	4.2%
9	S-CHALLENGE	0	0.0%
10	S-STEP OUT	7	4.2%
11	S-CAUTION	0	0.0%
TOTAL STANDING POSITION =		98	59.4%
PARTERRE POSITION			
1	P-GUT WRENCH	22	13.3%
2	P-ANGLE LEG	8	4.8%
3	P-LIFTS	0	0.0%
4	P-TURN OVER	28	17.0%
5	P-COUNTER	6	3.6%
6	P-CHALLENGE	3	1.8%
7	P-CAUTION	0	0.0%
TOTAL PARTERRE POSITION =		67	40.6%
ALL TOTAL =		165	100.0%
TIME =		74,41	
WQ/min =		2,22	

Table WW 8.

WW - 55 kg			
Sn	WRESTLING TECHNIQUES	POINTS	%
STANDING POSITION			
1	S-LEG ATTAK	14	10.4%
2	S-HIP TURNING THROW	0	0.0%
3	S-THROW SUPLEX	11	8.2%
4	S-FORWARD BENDING THR.	20	14.9%
5	S-TAKE DOWN	36	26.9%
6	S-COUNTER	0	0.0%
7	S-NEGAT. WRESTLING	1	0.7%
8	S-ACTIVITY TIME	3	2.2%
9	S-CHALLENGE	1	0.7%
10	S-STEP OUT	3	2.2%
11	S-CAUTION	0	0.0%
TOTAL STANDING POSITION =		89	66.4%
PARTERRE POSITION			
1	P-GUT WRENCH	8	6.0%
2	P-ANGLE LEG	8	6.0%
3	P-LIFTS	0	0.0%
4	P-TURN OVER	26	19.4%
5	P-COUNTER	2	1.5%
6	P-CHALLENGE	0	0.0%
7	P-CAUTION	1	0.7%
TOTAL PARTERRE POSITION =		45	33.6%
ALL TOTAL =		134	100.0%
TIME =		54,52	
WQ/min =		2,46	

Table WW 7.

WW - 53 kg			
Sn	WRESTLING TECHNIQUES	POINTS	%
STANDING POSITION			
1	S-LEG ATTAK	18	11.9%
2	S-HIP TURNING THROW	10	6.6%
3	S-THROW SUPLEX	0	0.0%
4	S-FORWARD BENDING THR.	22	14.6%
5	S-TAKE DOWN	38	25.2%
6	S-COUNTER	0	0.0%
7	S-NEGAT. WRESTLING	1	0.7%
8	S-ACTIVITY TIME	11	7.3%
9	S-CHALLENGE	0	0.0%
10	S-STEP OUT	4	2.6%
11	S-CAUTION	0	0.0%
TOTAL STANDING POSITION =		104	68.9%
PARTERRE POSITION			
1	P-GUT WRENCH	14	9.3%
2	P-ANGLE LEG	10	6.6%
3	P-LIFTS	0	0.0%
4	P-TURN OVER	20	13.2%
5	P-COUNTER	3	2.0%
6	P-CHALLENGE	0	0.0%
7	P-CAUTION	0	0.0%
TOTAL PARTERRE POSITION =		47	31.1%
ALL TOTAL =		151	100.0%
TIME =		95,08	
WQ/min =		1,59	

Table WW 9.

WW - 57 kg			
Sn	WRESTLING TECHNIQUES	POINTS	%
STANDING POSITION			
1	S-LEG ATTAK	10	8.2%
2	S-HIP TURNING THROW	8	6.6%
3	S-THROW SUPLEX	5	4.1%
4	S-FORWARD BENDING THR.	15	12.3%
5	S-TAKE DOWN	26	21.3%
6	S-COUNTER	0	0.0%
7	S-NEGAT. WRESTLING	2	1.6%
8	S-ACTIVITY TIME	8	6.6%
9	S-CHALLENGE	3	2.5%
10	S-STEP OUT	9	7.4%
11	S-CAUTION	0	0.0%
TOTAL STANDING POSITION =		86	70.5%
PARTERRE POSITION			
1	P-GUT WRENCH	6	4.9%
2	P-ANGLE LEG	4	3.3%
3	P-LIFTS	0	0.0%
4	P-TURN OVER	24	19.7%
5	P-COUNTER	2	1.6%
6	P-CHALLENGE	0	0.0%
7	P-CAUTION	0	0.0%
TOTAL PARTERRE POSITION =		36	29.5%
ALL TOTAL =		122	100.0%
TIME =		72,03	
WQ/min =		1,69	

MIDDLE CATEGORY

Table WW 10.

WW - 59 kg			
Sn	WRESTLING TECHNIQUES	POINTS	%
STANDING POSITION			
1	S-LEG ATTACK	22	19.8%
2	S-HIP TURNING THROW	4	3.6%
3	S-THROW SUPLEX	4	3.6%
4	S-FORWARD BENDING THR.	16	14.4%
5	S-TAKE DOWN	16	14.4%
6	S-COUNTER	6	5.4%
7	S-NEGAT. WRESTLING	0	0.0%
8	S-ACTIVITY TIME	1	0.9%
9	S-CHALLENGE	4	3.6%
10	S-STEP OUT	8	7.2%
11	S-CAUTION	1	0.9%
TOTAL STANDING POSITION =		82	73.9%
PARTERRE POSITION			
1	P-GUT WRENCH	12	10.8%
2	P-ANGLE LEG	0	0.0%
3	P-LIFTS	0	0.0%
4	P-TURN OVER	12	10.8%
5	P-COUNTER	5	4.5%
6	P-CHALLENGE	0	0.0%
7	P-CAUTION	0	0.0%
TOTAL PARTERRE POSITION =		29	26.1%
ALL TOTAL =		111	100.0%
TIME =		53,04	
WQ/min =		2,09	

Table WW 11.

WW - 62 kg			
Sn	WRESTLING TECHNIQUES	POINTS	%
STANDING POSITION			
1	S-LEG ATTACK	28	21.7%
2	S-HIP TURNING THROW	4	3.1%
3	S-THROW SUPLEX	0	0.0%
4	S-FORWARD BENDING THR.	16	12.4%
5	S-TAKE DOWN	12	9.3%
6	S-COUNTER	4	3.1%
7	S-NEGAT. WRESTLING	0	0.0%
8	S-ACTIVITY TIME	10	7.8%
9	S-CHALLENGE	1	0.8%
10	S-STEP OUT	5	3.9%
11	S-CAUTION	3	2.3%
TOTAL STANDING POSITION =		83	64.3%
PARTERRE POSITION			
1	P-GUT WRENCH	12	9.3%
2	P-ANGLE LEG	8	6.2%
3	P-LIFTS	0	0.0%
4	P-TURN OVER	19	14.7%
5	P-COUNTER	4	3.1%
6	P-CHALLENGE	1	0.8%
7	P-CAUTION	2	1.6%
TOTAL PARTERRE POSITION =		46	35.7%
ALL TOTAL =		129	100.0%
TIME =		77,53	
WQ/min =		1,66	

Table WW 12.

WW - 65 kg			
Sn	WRESTLING TECHNIQUES	POINTS	%
STANDING POSITION			
1	S-LEG ATTACK	20	16.9%
2	S-HIP TURNING THROW	4	3.4%
3	S-THROW SUPLEX	8	6.8%
4	S-FORWARD BENDING THR.	2	1.7%
5	S-TAKE DOWN	14	11.9%
6	S-COUNTER	8	6.8%
7	S-NEGAT. WRESTLING	0	0.0%
8	S-ACTIVITY TIME	9	7.6%
9	S-CHALLENGE	0	0.0%
10	S-STEP OUT	6	5.1%
11	S-CAUTION	1	0.8%
TOTAL STANDING POSITION =		72	61.0%
PARTERRE POSITION			
1	P-GUT WRENCH	10	8.5%
2	P-ANGLE LEG	6	5.1%
3	P-LIFTS	0	0.0%
4	P-TURN OVER	18	15.3%
5	P-COUNTER	12	10.2%
6	P-CHALLENGE	0	0.0%
7	P-CAUTION	0	0.0%
TOTAL PARTERRE POSITION =		46	39.0%
ALL TOTAL =		118	100.0%
TIME =		67,39	
WQ/min =		1,75	

HEAVY WEIGHT CATEGORY

Table WW 13.

WW - 68 kg			
Sn	WRESTLING TECHNIQUES	POINTS	%
STANDING POSITION			
1	S-LEG ATTAK	34	26.0%
2	S-HIP TURNING THROW	16	12.2%
3	S-THROW SUPLEX	0	0.0%
4	S-FORWARD BENDING THR.	6	4.6%
5	S-TAKE DOWN	18	13.7%
6	S-COUNTER	6	4.6%
7	S-NEGAT. WRESTLING	0	0.0%
8	S-ACTIVITY TIME	8	6.1%
9	S-CHALLENGE	0	0.0%
10	S-STEP OUT	10	7.6%
11	S-CAUTION	1	0.8%
TOTAL STANDING POSITION =		99	75.6%
PARTERRE POSITION			
1	P-GUT WRENCH	10	7.6%
2	P-ANGLE LEG	2	1.5%
3	P-LIFTS	0	0.0%
4	P-TURN OVER	10	7.6%
5	P-COUNTER	10	7.6%
6	P-CHALLENGE	0	0.0%
7	P-CAUTION	0	0.0%
TOTAL PARTERRE POSITION =		32	24.4%
ALL TOTAL =		131	100.0%
TIME =		80,26	
WQ/min =		1,63	

Table WW 14.

FS - 72 kg			
Sn	WRESTLING TECHNIQUES	POINTS	%
STANDING POSITION			
1	S-LEG ATTAK	14	22.6%
2	S-HIP TURNING THROW	8	12.9%
3	S-THROW SUPLEX	0	0.0%
4	S-FORWARD BENDING THR.	4	6.5%
5	S-TAKE DOWN	8	12.9%
6	S-COUNTER	2	3.2%
7	S-NEGAT. WRESTLING	0	0.0%
8	S-ACTIVITY TIME	6	9.7%
9	S-CHALLENGE	0	0.0%
10	S-STEP OUT	2	3.2%
11	S-CAUTION	3	4.8%
TOTAL STANDING POSITION =		47	75.8%
PARTERRE POSITION			
1	P-GUT WRENCH	2	3.2%
2	P-ANGLE LEG	4	6.5%
3	P-LIFTS	0	0.0%
4	P-TURN OVER	6	9.7%
5	P-COUNTER	1	1.6%
6	P-CHALLENGE	0	0.0%
7	P-CAUTION	2	3.2%
TOTAL PARTERRE POSITION =		15	24.2%
ALL TOTAL =		62	100.0%
TIME =		40,01	
WQ/min =		1,55	

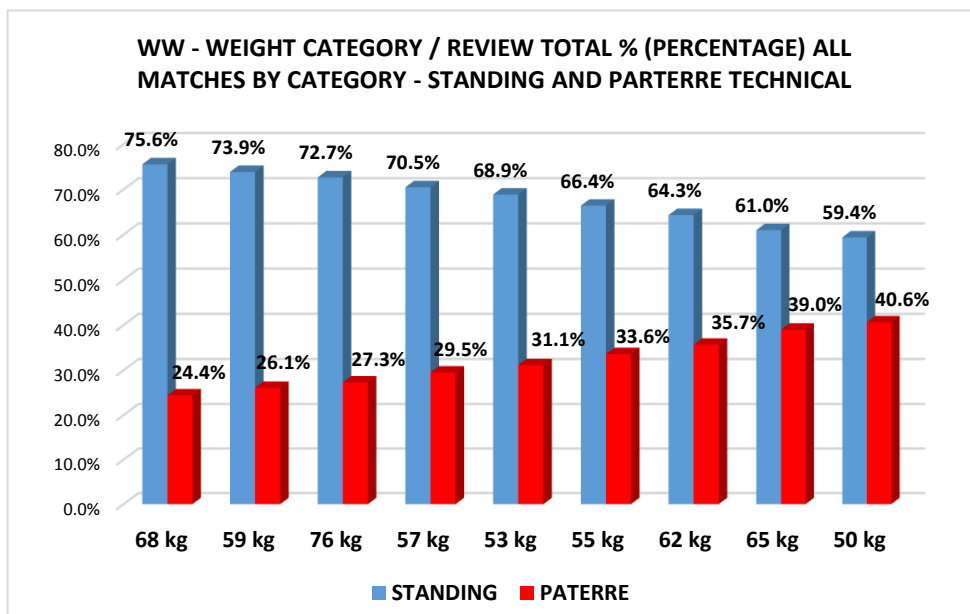
Table WW 15.

WW - 76 kg			
Sn	WRESTLING TECHNIQUES	POINTS	%
STANDING POSITION			
1	S-LEG ATTAK	50	24.4%
2	S-HIP TURNING THROW	8	3.9%
3	S-THROW SUPLEX	14	6.8%
4	S-FORWARD BENDING THR.	20	9.8%
5	S-TAKE DOWN	22	10.7%
6	S-COUNTER	8	3.9%
7	S-NEGAT. WRESTLING	1	0.5%
8	S-ACTIVITY TIME	6	2.9%
9	S-CHALLENGE	0	0.0%
10	S-STEP OUT	15	7.3%
11	S-CAUTION	5	2.4%
TOTAL STANDING POSITION =		149	72.7%
PARTERRE POSITION			
1	P-GUT WRENCH	8	3.9%
2	P-ANGLE LEG	10	4.9%
3	P-LIFTS	0	0.0%
4	P-TURN OVER	28	13.7%
5	P-COUNTER	8	3.9%
6	P-CHALLENGE	0	0.0%
7	P-CAUTION	2	1.0%
TOTAL PARTERRE POSITION =		56	27.3%
ALL TOTAL =		205	100.0%
TIME =		96,20	
WQ/min =		2,13	

7. WW - WEIGHT CATEGORY / REVIEW - TOTAL % (PERCENTAGE) ALL MATCHES – STANDING AND PATERRE TECHNICAL

Table WW 16.

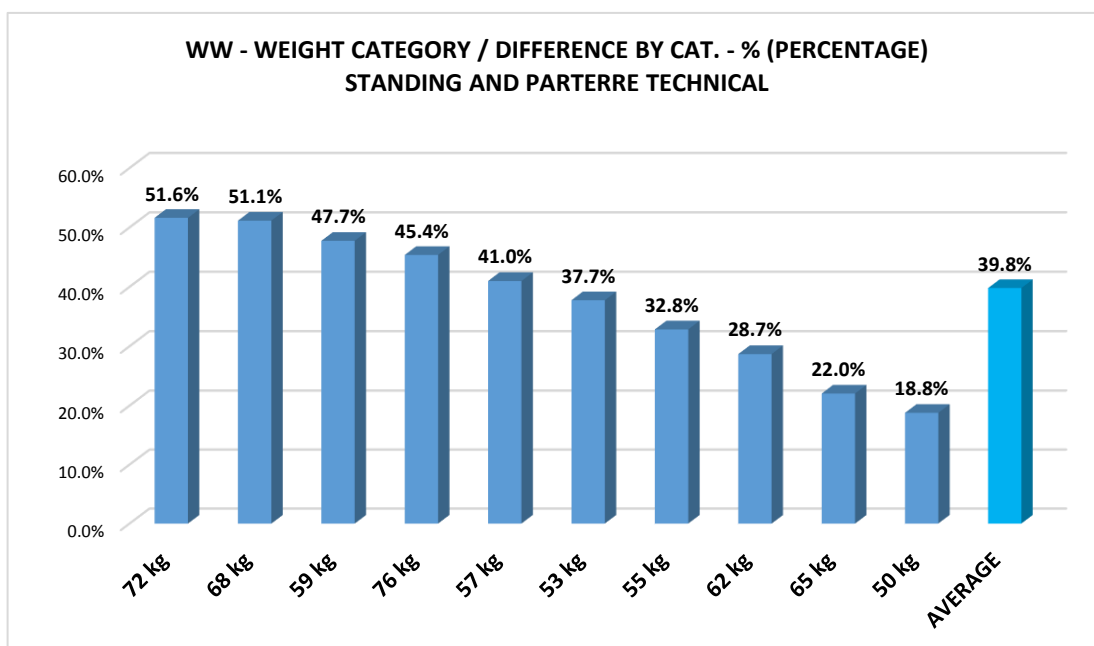
sn	CAT	% POINTS STANDING	% POINTS PATERRE
1	72 kg	75.8%	24.2%
2	68 kg	75.6%	24.4%
3	59 kg	73.9%	26.1%
4	76 kg	72.7%	27.3%
5	57 kg	70.5%	29.5%
6	53 kg	68.9%	31.1%
7	55 kg	66.4%	33.6%
8	62 kg	64.3%	35.7%
9	65 kg	61.0%	39.0%
10	50 kg	59.4%	40.6%



8. WW - WEIGHT CATEGORY / DIFFERENCE – % (PERCENTAGE) OF STANDING AND PATERRE TECHNICAL

Table WW 17.

Sn	Kat.	DIFFERENCE
1	72 kg	51.6%
2	68 kg	51.1%
3	59 kg	47.7%
4	76 kg	45.4%
5	57 kg	41.0%
6	53 kg	37.7%
7	55 kg	32.8%
8	62 kg	28.7%
9	65 kg	22.0%
10	50 kg	18.8%
AVERAGE		39.6%



9. WW - WEIGHT CATEGORY / TOTAL POINTS PER CATEGORY AND % (PERCENTAGE)– 1. TECHNICAL POINTS, 2. OTHER POINTS

LIGHT CATEGORY

Table WW 18.

WW - 50 kg			
Sn	WRESTLING TECHNIQUES	POINTS	%
TECHNICAL POINTS			
1	S-LEG ATTAK	28	17.0%
2	S-HIP TURNING THROW	10	6.1%
3	S-THROW SUPLEX	0	0.0%
4	S-FORWARD BENDING THR.	14	8.5%
5	S-TAKE DOWN	32	19.4%
6	S-COUNTER	0	0.0%
7	P-GUT WRENCH	22	13.3%
8	P-ANGLE LEG	8	4.8%
9	P-LIFTS	0	0.0%
10	P-TURN OVER	28	17.0%
11	P-COUNTER	6	3.6%
TOTAL =		148	89.7%
OTHER POINTS			
1	S-NEGAT. WRESTLING	0	0.0%
2	S-ACTIVITY TIME	7	4.2%
3	S-CHALLENGE	0	0.0%
4	S-STEP OUT	7	4.2%
5	S-CAUTION	0	0.0%
6	P-CHALLENGE	3	1.8%
7	P-CAUTION	0	0.0%
TOTAL =		17	10.3%
ALL TOTAL =		165	100.0%

Table WW 19.

WW - 53 kg			
Sn	WRESTLING TECHNIQUES	POINTS	%
TECHNICAL POINTS			
1	S-LEG ATTAK	18	12.2%
2	S-HIP TURNING THROW	10	6.8%
3	S-THROW SUPLEX	0	0.0%
4	S-FORWARD BENDING THR.	22	15.0%
5	S-TAKE DOWN	34	23.1%
6	S-COUNTER	0	0.0%
7	P-GUT WRENCH	14	9.5%
8	P-ANGLE LEG	10	6.8%
9	P-LIFTS	0	0.0%
10	P-TURN OVER	20	13.6%
11	P-COUNTER	3	2.0%
TOTAL =		131	89.1%
OTHER POINTS			
1	S-NEGAT. WRESTLING	1	0.7%
2	S-ACTIVITY TIME	11	7.5%
3	S-CHALLENGE	0	0.0%
4	S-STEP OUT	4	2.7%
5	S-CAUTION	0	0.0%
6	P-CHALLENGE	0	0.0%
7	P-CAUTION	0	0.0%
TOTAL =		16	10.9%
ALL TOTAL =		147	100.0%

Table WW 20.

WW - 55 kg			
Sn	WRESTLING TECHNIQUES	POINTS	%
TECHNICAL POINTS			
1	S-LEG ATTAK	14	10.4%
2	S-HIP TURNING THROW	0	0.0%
3	S-THROW SUPLEX	11	8.2%
4	S-FORWARD BENDING THR.	20	14.9%
5	S-TAKE DOWN	36	26.9%
6	S-COUNTER	0	0.0%
7	P-GUT WRENCH	8	6.0%
8	P-ANGLE LEG	8	6.0%
9	P-LIFTS	0	0.0%
10	P-TURN OVER	26	19.4%
11	P-COUNTER	2	1.5%
TOTAL =		125	93.3%
OTHER POINTS			
1	S-NEGAT. WRESTLING	1	0.7%
2	S-ACTIVITY TIME	3	2.2%
3	S-CHALLENGE	1	0.7%
4	S-STEP OUT	3	2.2%
5	S-CAUTION	0	0.0%
6	P-CHALLENGE	0	0.0%
7	P-CAUTION	1	0.7%
TOTAL =		9	6.7%
ALL TOTAL =		134	100.0%

Table WW 21.

WW - 57 kg			
Sn	WRESTLING TECHNIQUES	POINTS	%
TECHNICAL POINTS			
1	S-LEG ATTAK	10	8.2%
2	S-HIP TURNING THROW	8	6.6%
3	S-THROW SUPLEX	5	4.1%
4	S-FORWARD BENDING THR.	15	12.3%
5	S-TAKE DOWN	26	21.3%
6	S-COUNTER	0	0.0%
7	P-GUT WRENCH	6	4.9%
8	P-ANGLE LEG	4	3.3%
9	P-LIFTS	0	0.0%
10	P-TURN OVER	24	19.7%
11	P-COUNTER	2	1.6%
TOTAL =		100	82.0%
OTHER POINTS			
1	S-NEGAT. WRESTLING	2	1.6%
2	S-ACTIVITY TIME	8	6.6%
3	S-CHALLENGE	3	2.5%
4	S-STEP OUT	9	7.4%
5	S-CAUTION	0	0.0%
6	P-CHALLENGE	0	0.0%
7	P-CAUTION	0	0.0%
TOTAL =		22	18.0%
ALL TOTAL =		122	100.0%

MIDDLE CATEGORY

Table WW 22.

WW - 59 kg			
Sn	WRESTLING TECHNIQUES	POINTS	%
TECHNICAL POINTS			
1	S-LEG ATTACK	22	19.8%
2	S-HIP TURNING THROW	4	3.6%
3	S-THROW SUPLEX	4	3.6%
4	S-FORWARD BENDING THR.	16	14.4%
5	S-TAKE DOWN	16	14.4%
6	S-COUNTER	6	5.4%
7	P-GUT WRENCH	12	10.8%
8	P-ANCLÉ LEG	0	0.0%
9	P-LIFTS	0	0.0%
10	P-TURN OVER	12	10.8%
11	P-COUNTER	5	4.5%
TOTAL =		97	87.4%
OTHER POINTS			
1	S-NEGAT. WRESTLING	0	0.0%
2	S-ACTIVITY TIME	1	0.9%
3	S-CHALLENGE	4	3.6%
4	S-STEP OUT	8	7.2%
5	S-CAUTION	1	0.9%
6	P-CHALLENGE	0	0.0%
7	P-CAUTION	0	0.0%
TOTAL =		14	12.6%
ALL TOTAL =		111	100.0%

Table WW 23.

WW - 62 kg			
Sn	WRESTLING TECHNIQUES	POINTS	%
TECHNICAL POINTS			
1	S-LEG ATTACK	28	21.7%
2	S-HIP TURNING THROW	4	3.1%
3	S-THROW SUPLEX	0	0.0%
4	S-FORWARD BENDING THR.	16	12.4%
5	S-TAKE DOWN	12	9.3%
6	S-COUNTER	4	3.1%
7	P-GUT WRENCH	12	9.3%
8	P-ANCLÉ LEG	8	6.2%
9	P-LIFTS	0	0.0%
10	P-TURN OVER	19	14.7%
11	P-COUNTER	4	3.1%
TOTAL =		107	82.9%
OTHER POINTS			
1	S-NEGAT. WRESTLING	0	0.0%
2	S-ACTIVITY TIME	10	7.8%
3	S-CHALLENGE	1	0.8%
4	S-STEP OUT	5	3.9%
5	S-CAUTION	3	2.3%
6	P-CHALLENGE	1	0.8%
7	P-CAUTION	2	1.6%
TOTAL =		22	17.1%
ALL TOTAL =		129	100.0%

Table WW 24.

WW - 65 kg			
Sn	WRESTLING TECHNIQUES	POINTS	%
TECHNICAL POINTS			
1	S-LEG ATTACK	20	16.9%
2	S-HIP TURNING THROW	4	3.4%
3	S-THROW SUPLEX	8	6.8%
4	S-FORWARD BENDING THR.	2	1.7%
5	S-TAKE DOWN	14	11.9%
6	S-COUNTER	8	6.8%
7	P-GUT WRENCH	10	8.5%
8	P-ANCLÉ LEG	6	5.1%
9	P-LIFTS	0	0.0%
10	P-TURN OVER	18	15.3%
11	P-COUNTER	12	10.2%
TOTAL =		102	86.4%
OTHER POINTS			
1	S-NEGAT. WRESTLING	0	0
2	S-ACTIVITY TIME	9	9
3	S-CHALLENGE	0	0
4	S-STEP OUT	6	6
5	S-CAUTION	1	1
6	P-CHALLENGE	0	0
7	P-CAUTION	0	0
TOTAL =		16	13.6%
ALL TOTAL =		118	100.0%

HEAVY WEIGHT CATEGORY

Table WW 25.

WW - 68 kg			
Sn	WRESTLING TECHNIQUES	POINTS	%
TECHNICAL POINTS			
1	S-LEG ATTAK	34	26.0%
2	S-HIP TURNING THROW	16	12.2%
3	S-THROW SUPLEX	0	0.0%
4	S-FORWARD BENDING THR.	6	4.6%
5	S-TAKE DOWN	18	13.7%
6	S-COUNTER	6	4.6%
7	P-GUT WRENCH	10	7.6%
8	P-ANCLE LEG	2	1.5%
9	P-LIFTS	0	0.0%
10	P-TURN OVER	10	7.6%
11	P-COUNTER	10	7.6%
TOTAL TECHNICAL POINTS =		112	85.5%
OTHER POINTS			
1	S-NEGAT. WRESTLING	0	0.0%
2	S-ACTIVITY TIME	8	6.1%
3	S-CHALLENGE	0	0.0%
4	S-STEP OUT	10	7.6%
5	S-CAUTION	1	0.8%
6	P-CHALLENGE	0	0.0%
7	P-CAUTION	0	0.0%
TOTAL OTHER POINTS =		19	14.5%
ALL TOTAL =		131	100.0%

Table WW 26.

WW - 72 kg			
Sn	WRESTLING TECHNIQUES	POINTS	%
TECHNICAL POINTS			
1	S-LEG ATTAK	14	22.6%
2	S-HIP TURNING THROW	8	12.9%
3	S-THROW SUPLEX	0	0.0%
4	S-FORWARD BENDING THR.	4	6.5%
5	S-TAKE DOWN	8	12.9%
6	S-COUNTER	2	3.2%
7	P-GUT WRENCH	2	3.2%
8	P-ANCLE LEG	4	6.5%
9	P-LIFTS	0	0.0%
10	P-TURN OVER	6	9.7%
11	P-COUNTER	1	1.6%
TOTAL TECHNICAL POINTS =		49	79.0%
OTHER POINTS			
1	S-NEGAT. WRESTLING	0	0.0%
2	S-ACTIVITY TIME	6	9.7%
3	S-CHALLENGE	0	0.0%
4	S-STEP OUT	2	3.2%
5	S-CAUTION	3	4.8%
6	P-CHALLENGE	0	0.0%
7	P-CAUTION	2	3.2%
TOTAL OTHER POINTS =		13	21.0%
ALL TOTAL =		62	100.0%

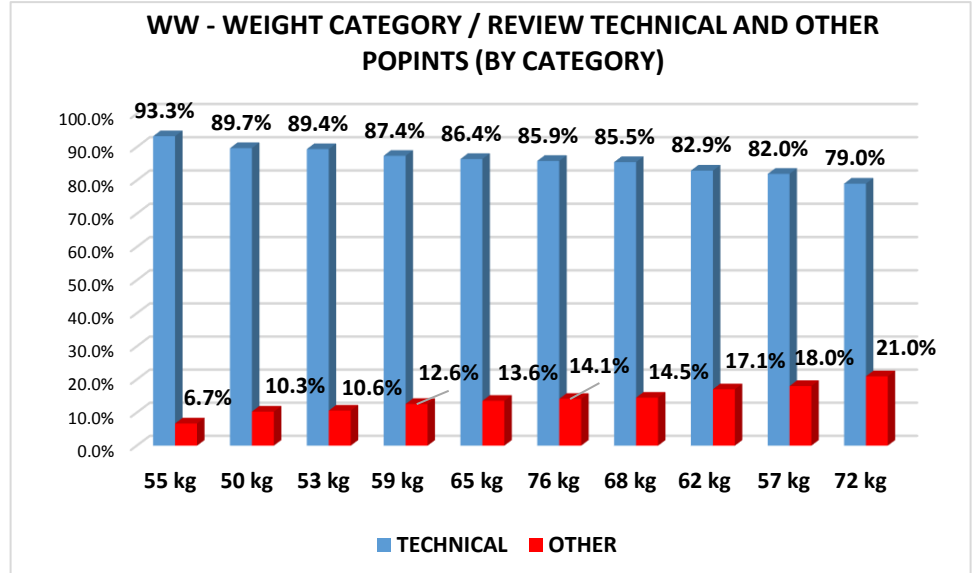
Table WW 27.

WW - 76 kg			
Sn	WRESTLING TECHNIQUES	POINTS	%
TECHNICAL POINTS			
1	S-LEG ATTAK	50	24.4%
2	S-HIP TURNING THROW	8	3.9%
3	S-THROW SUPLEX	14	6.8%
4	S-FORWARD BENDING THR.	20	9.8%
5	S-TAKE DOWN	22	10.7%
6	S-COUNTER	8	3.9%
7	P-GUT WRENCH	8	3.9%
8	P-ANCLE LEG	10	4.9%
9	P-LIFTS	0	0.0%
10	P-TURN OVER	28	13.7%
11	P-COUNTER	8	3.9%
TOTAL TECHNICAL POINTS =		176	85.9%
OTHER POINTS			
1	S-NEGAT. WRESTLING	1	0.5%
2	S-ACTIVITY TIME	6	2.9%
3	S-CHALLENGE	0	0.0%
4	S-STEP OUT	15	7.3%
5	S-CAUTION	5	2.4%
6	P-CHALLENGE	0	0.0%
7	P-CAUTION	2	1.0%
TOTAL OTHER POINTS =		29	14.1%
ALL TOTAL =		205	100.0%

10. WW - WEIGHT CATEGORY / REVIEW - TECHNICAL POINTS/OTHER POINTS (BY CATEGORY)

Table WW 28

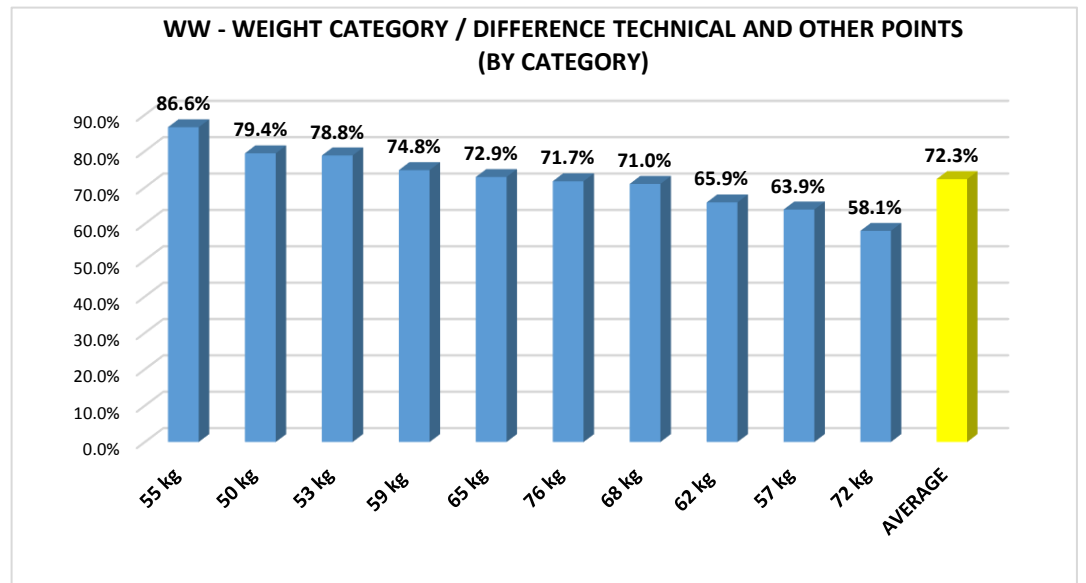
Sn	Cat	TECHNICAL POINTS (%)	OTHER POINTS (%)
1	55 kg	93.3%	6.7%
2	50 kg	89.7%	10.3%
3	53 kg	89.4%	10.6%
4	59 kg	87.4%	12.6%
5	65 kg	86.4%	13.6%
6	76 kg	85.9%	14.1%
7	68 kg	85.5%	14.5%
8	62 kg	82.9%	17.1%
9	57 kg	82.0%	18.0%
10	72 kg	79.0%	21.0%



11. WW - WEIGHT CATEGORY / DIFFERENCE – TECHNICAL POINTS/OTHER POINTS (BY CATEGORY)

Table WW 29.

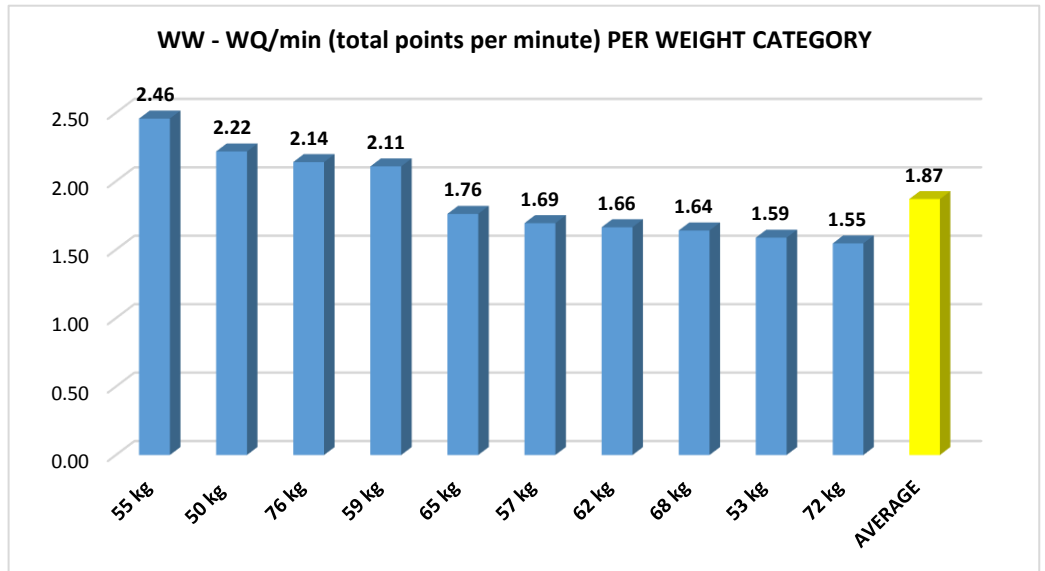
Sn	Cat	DIFFERENCE
1	55 kg	86.6%
2	50 kg	79.4%
3	53 kg	78.8%
4	59 kg	74.8%
5	65 kg	72.9%
6	76 kg	71.7%
7	68 kg	71.0%
8	62 kg	65.9%
9	57 kg	63.9%
10	72 kg	58.1%
AVERAGE =		72.3%



12. WW - WQ/min (total points per minute) PER WEIGHT CATEGORY

Table WW 30.

Sn	Cat	WQ/min
1	55 kg	2.46
2	50 kg	2.22
3	76 kg	2.14
4	59 kg	2.11
5	65 kg	1.76
6	57 kg	1.69
7	62 kg	1.66
8	68 kg	1.64
9	53 kg	1.59
10	72 kg	1.55
AVERAGE =		1.87



III – NATIONAL TEAMS / WW

13. WW - NATIONAL TEAMS GENERAL DATA / IN NUMBER

Table FS 31.

Sn	NATIONS	STANDING / PARTERRE POINTS WIN / LOST						TECHNICAL POINTS / OTHER POINTS WIN / LOST						CP		NUMBER MATCHES			TIME & WQ/min		
		TOTAL POINTS STANDING / WIN	TOTAL POINTS PARTERRE / WIN	ALL TOTAL POINTS / WIN	TOTAL STANDING / LOST	TOTAL PARTERRE / LOST	TOTAL POINTS / LOST	TOTAL TECHNICAL POINTS / WIN	TOTAL OTHER POINTS / WIN	ALL TOTAL POINTS / WIN	TOTAL TECHNICAL POINTS / LOST	TOTAL OTHER POINTS / LOST	ALL TOTAL POINTS / LOST	CLASI. POINTSP / WIN	CLASI. POINTSP / LOST	WINNER MATCHES	LOSER MATCHES	TOTAL MATCHES	ALL TIME	WQ/min/ WIN POINTS	WQ/min LOST POINTS
1	RUS	164	88	252	74	25	99	234	18	252	74	25	99	112	39	29	7	36	166.83	1.51	0.59
2	UKR	121	66	187	82	41	123	165	22	187	107	16	123	95	47	23	10	33	155.72	1.20	0.79
3	BUL	74	40	114	56	46	102	96	18	114	95	7	102	48	36	13	8	21	105.19	1.08	0.97
4	BLR	71	31	102	49	38	87	88	14	102	78	9	87	47	48	12	11	23	121.87	0.84	0.71
5	GER	49	28	77	65	26	91	66	11	77	81	10	91	42	44	11	10	21	95.88	0.80	0.95
6	ROU	35	13	48	41	18	59	37	11	48	44	15	59	34	32	8	7	15	65.41	0.73	0.90
7	TUR	64	24	88	84	44	128	76	12	88	111	17	128	33	53	7	14	21	101.86	0.86	1.26
8	NOR	24	12	36	29	10	39	31	5	36	36	3	39	28	20	7	4	11	40.13	0.90	0.97
9	MDA	66	21	87	40	27	67	79	8	87	61	6	67	28	34	6	9	15	68.28	1.27	0.98
10	AZE	48	12	60	59	15	74	52	8	60	62	12	74	28	45	7	11	18	84.86	0.71	0.87
11	SWE	36	24	60	20	14	34	51	9	60	34	0	34	25	14	6	3	9	46.83	1.28	0.73
12	POL	25	9	34	56	26	82	27	7	34	78	4	82	20	39	4	10	14	68.13	0.50	1.20
13	NED	20	4	24	4	0	4	20	4	24	2	2	4	18	4	4	1	5	17.83	1.35	0.22
14	FRA	33	4	37	42	16	58	30	7	37	52	6	58	15	26	4	7	11	58.43	0.63	0.99
15	ITA	15	13	28	59	28	87	24	4	28	69	18	87	13	47	3	12	15	75.82	0.37	1.15
16	LTU	16	4	20	15	12	27	12	8	20	24	3	27	9	11	2	3	5	29.03	0.69	0.93
17	HUN	17	4	21	35	2	37	14	7	21	28	9	37	7	22	1	6	7	26.13	0.80	1.42
18	ESP	13	12	25	30	9	39	23	2	25	33	6	39	6	20	1	5	6	30.57	0.82	1.28
19	GRE	11	2	13	10	2	12	12	1	13	12	0	12	5	6	1	2	3	15.16	0.86	0.79
20	CZE	3	3	6	16	2	18	5	1	6	16	2	18	2	6	0	2	2	12.00	0.50	1.50
21	FIN	4	1	5	6	10	16	5	0	5	14	2	16	2	6	0	2	2	12.00	0.42	1.33
22	AUT	0	4	4	5	0	5	4	0	4	4	1	5	1	3	0	1	1	6.00	0.67	0.83
23	LAT	0	0	0	16	4	20	0	0	0	20	0	20	0	8	0	2	2	4.37	0.00	4.58
24	ISR	0	0	0	8	2	10	0	0	0	8	2	10	0	4	0	1	1	4.36	0.00	2.29
25	GBR	0	0	0	8	2	10	0	0	0	8	2	10	0	4	0	1	1	5.23	0.00	1.91
TOTAL =		909	419	1328	909	419	1328	1151	177	1328	1151	177	1328	618	618	149	149	298	1417.92		

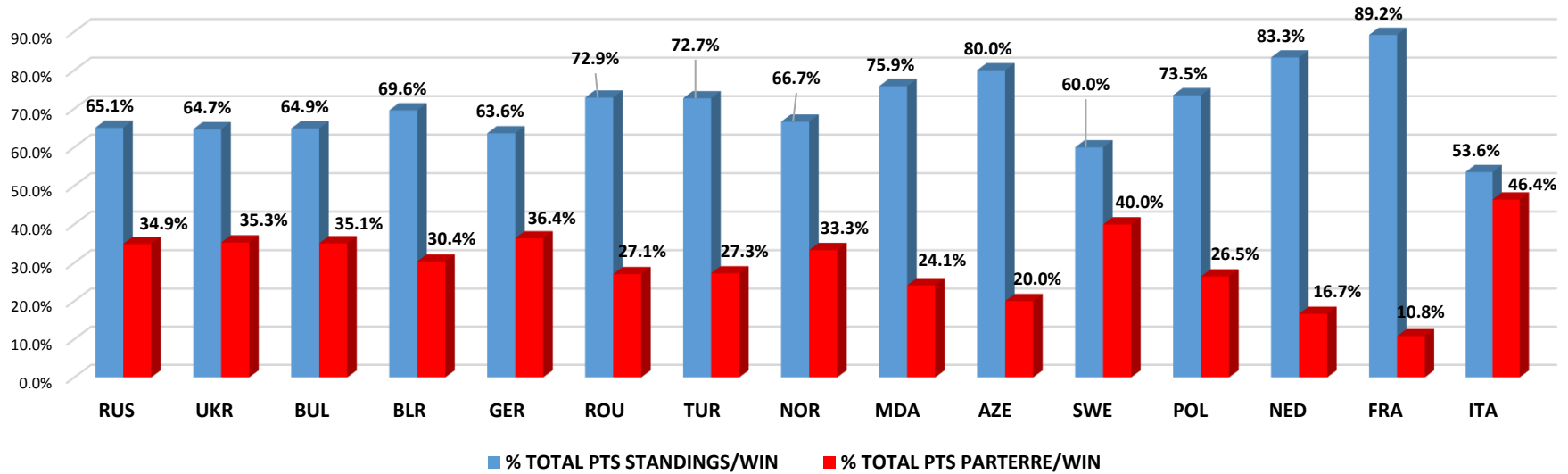
Note: The order is based on the number of classification points

14. WW - NATIONAL TEAMS GENERAL DATA / IN PERCENTAGE (%)

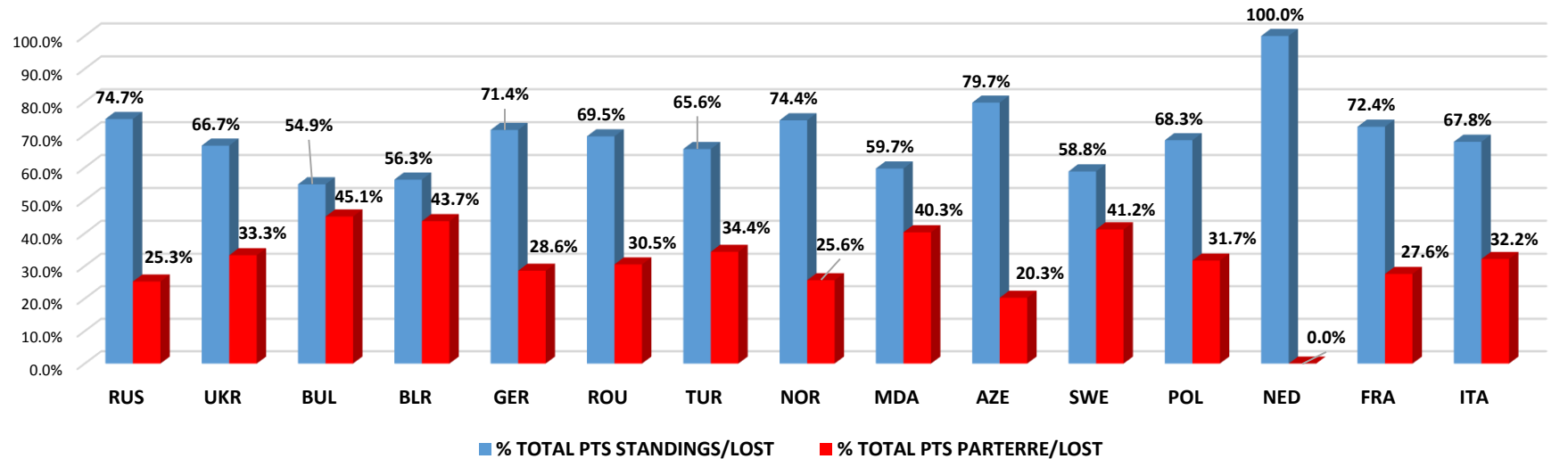
Table GR – 32.

Sn	NATIONS	%-TOTAL POINTS STANDING / WIN	%-TOTAL POINTS PARTERRE / WIN	%-TOTAL STANDING / LOST	%-TOTAL PARTERRE / LOST	%-TOTAL TECHNICAL POINTS / WIN	%-TOTAL OTHER POINTS / WIN	%-TOTAL TECHNICAL POINTS / LOST	%-TOTAL OTHER POINTS / LOST	%-CLASI. POINTSP / WIN	%-CLASI. POINTSP / LOST	%-WINNER MATCHES	%-LOST MATCHES
1	RUS	65.1%	34.9%	74.7%	25.3%	92.9%	7.1%	74.7%	25.3%	74.2%	25.8%	80.6%	19.4%
2	UKR	64.7%	35.3%	66.7%	33.3%	88.2%	11.8%	87.0%	13.0%	66.9%	33.1%	69.7%	30.3%
3	BUL	64.9%	35.1%	54.9%	45.1%	84.2%	15.8%	93.1%	6.9%	57.1%	42.9%	61.9%	38.1%
4	BLR	69.6%	30.4%	56.3%	43.7%	86.3%	13.7%	89.7%	10.3%	49.5%	50.5%	52.2%	47.8%
5	GER	63.6%	36.4%	71.4%	28.6%	85.7%	14.3%	89.0%	11.0%	48.8%	51.2%	52.4%	47.6%
6	ROU	72.9%	27.1%	69.5%	30.5%	77.1%	22.9%	74.6%	25.4%	51.5%	48.5%	53.3%	46.7%
7	TUR	72.7%	27.3%	65.6%	34.4%	86.4%	13.6%	86.7%	13.3%	38.4%	61.6%	33.3%	66.7%
8	NOR	66.7%	33.3%	74.4%	25.6%	86.1%	13.9%	92.3%	7.7%	58.3%	41.7%	63.6%	36.4%
9	MDA	75.9%	24.1%	59.7%	40.3%	90.8%	9.2%	91.0%	9.0%	45.2%	54.8%	40.0%	60.0%
10	AZE	80.0%	20.0%	79.7%	20.3%	86.7%	13.3%	83.8%	16.2%	38.4%	61.6%	38.9%	61.1%
11	SWE	60.0%	40.0%	58.8%	41.2%	85.0%	15.0%	100.0%	0.0%	64.1%	35.9%	66.7%	33.3%
12	POL	73.5%	26.5%	68.3%	31.7%	79.4%	20.6%	95.1%	4.9%	33.9%	66.1%	28.6%	71.4%
13	NED	83.3%	16.7%	100.0%	0.0%	83.3%	16.7%	50.0%	50.0%	81.8%	18.2%	80.0%	20.0%
14	FRA	89.2%	10.8%	72.4%	27.6%	81.1%	18.9%	89.7%	10.3%	36.6%	63.4%	36.4%	63.6%
15	ITA	53.6%	46.4%	67.8%	32.2%	85.7%	14.3%	79.3%	20.7%	21.7%	78.3%	20.0%	80.0%
16	LTU	80.0%	20.0%	55.6%	44.4%	60.0%	40.0%	88.9%	11.1%	45.0%	55.0%	40.0%	60.0%
17	HUN	81.0%	19.0%	94.6%	5.4%	66.7%	33.3%	75.7%	24.3%	24.1%	75.9%	14.3%	85.7%
18	ESP	52.0%	48.0%	76.9%	23.1%	92.0%	8.0%	84.6%	15.4%	23.1%	76.9%	16.7%	83.3%
19	GRE	84.6%	15.4%	83.3%	16.7%	92.3%	7.7%	100.0%	0.0%	45.5%	54.5%	33.3%	66.7%
20	CZE	50.0%	50.0%	88.9%	11.1%	83.3%	16.7%	88.9%	11.1%	25.0%	75.0%	0.0%	100.0%
21	FIN	80.0%	20.0%	37.5%	62.5%	100.0%	0.0%	87.5%	12.5%	25.0%	75.0%	0.0%	100.0%
22	AUT	0.0%	100.0%	100.0%	0.0%	100.0%	0.0%	80.0%	20.0%	25.0%	75.0%	0.0%	100.0%
23	LAT	0.0%	0.0%	80.0%	20.0%	0.0%	0.0%	100.0%	0.0%	0.0%	100.0%	0.0%	100.0%
24	ISR	0.0%	0.0%	80.0%	20.0%	0.0%	0.0%	80.0%	20.0%	0.0%	100.0%	0.0%	100.0%
25	GBR	0.0%	0.0%	80.0%	20.0%	0.0%	0.0%	80.0%	20.0%	0.0%	100.0%	0.0%	100.0%
TOTAL =		68.40%	31.60%	68.40%	31.60%	86.60%	13.40%	86.60%	13.40%	50,00%	50,00%	50,00%	50,00%

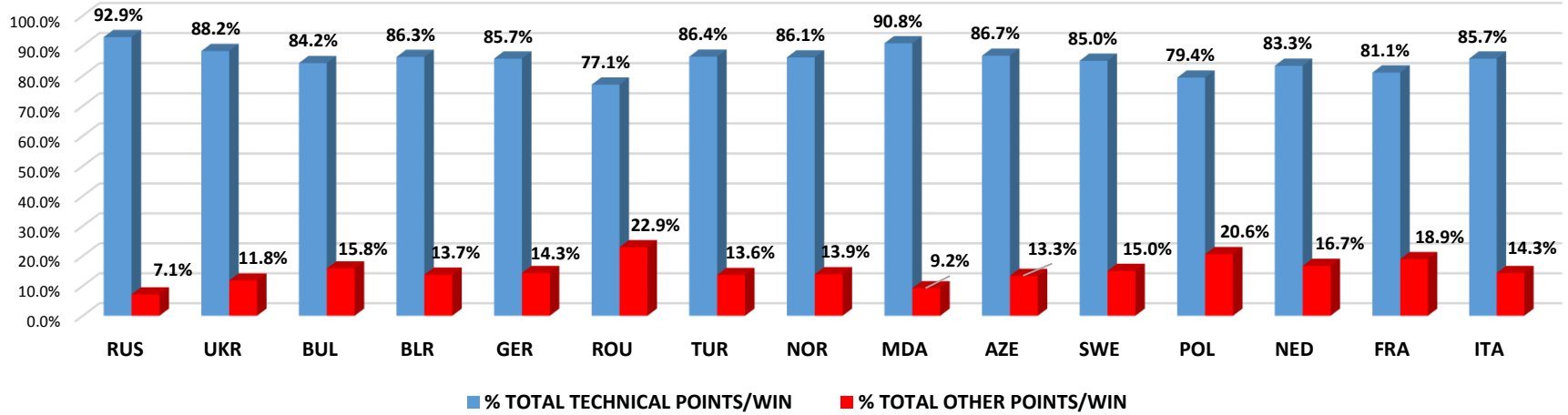
WW % WIN BY NATIONAL TEAMS: STANDINGS - PARTERRE



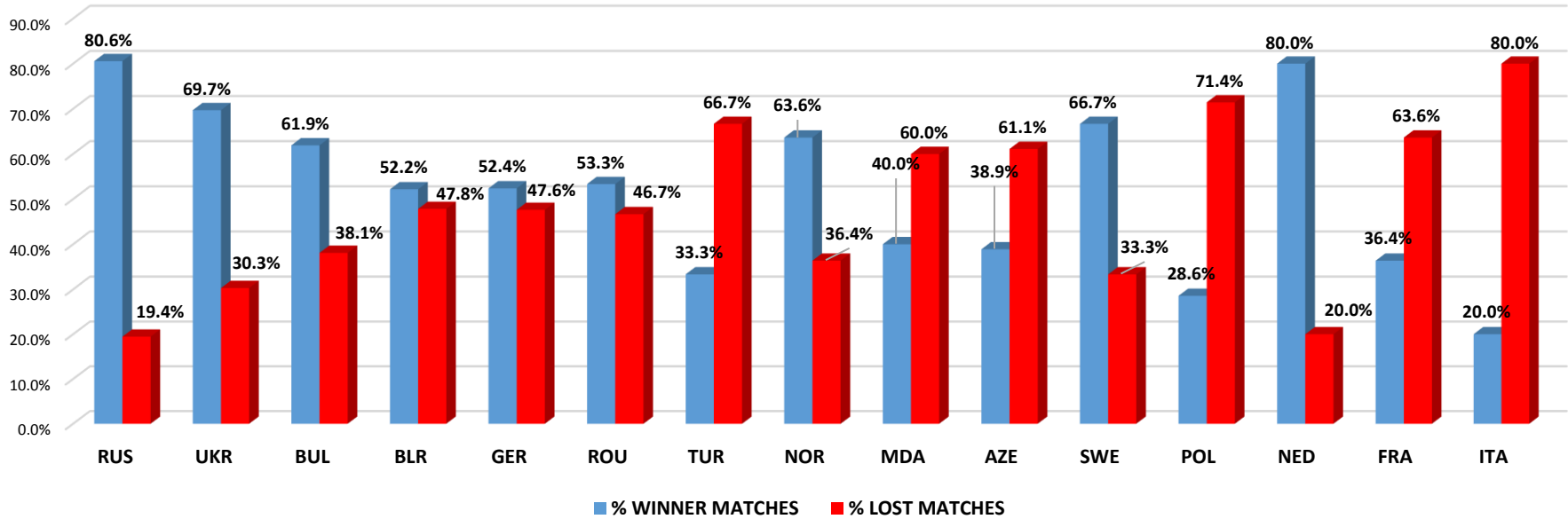
WW % LOST BY NATIONAL TEAMS: STANDINGS - PARTERRE



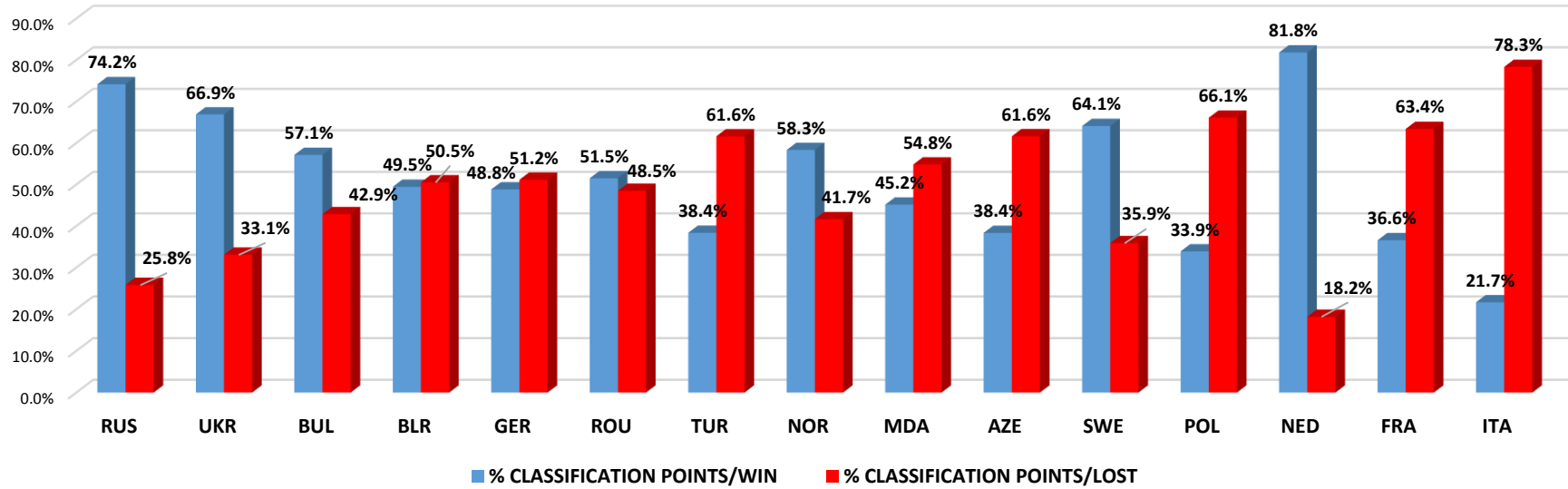
WW % WIN BY NATIONAL TEAMS: TECHNICAL & OTHER POINTS



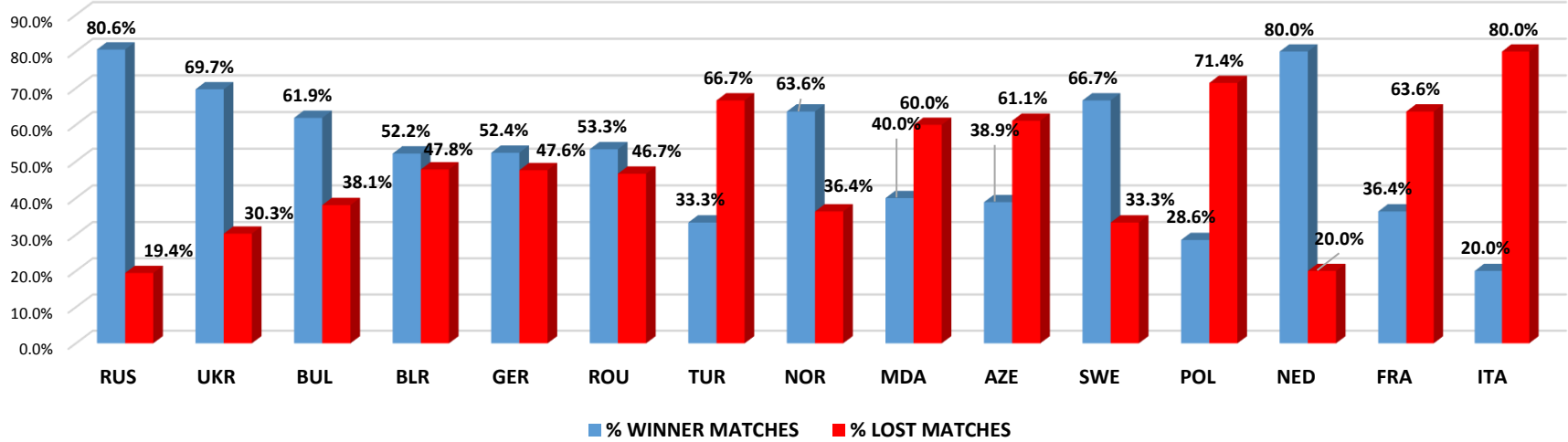
WW % BY NATIONAL TEAMS: WINNER & LOST MATCHES



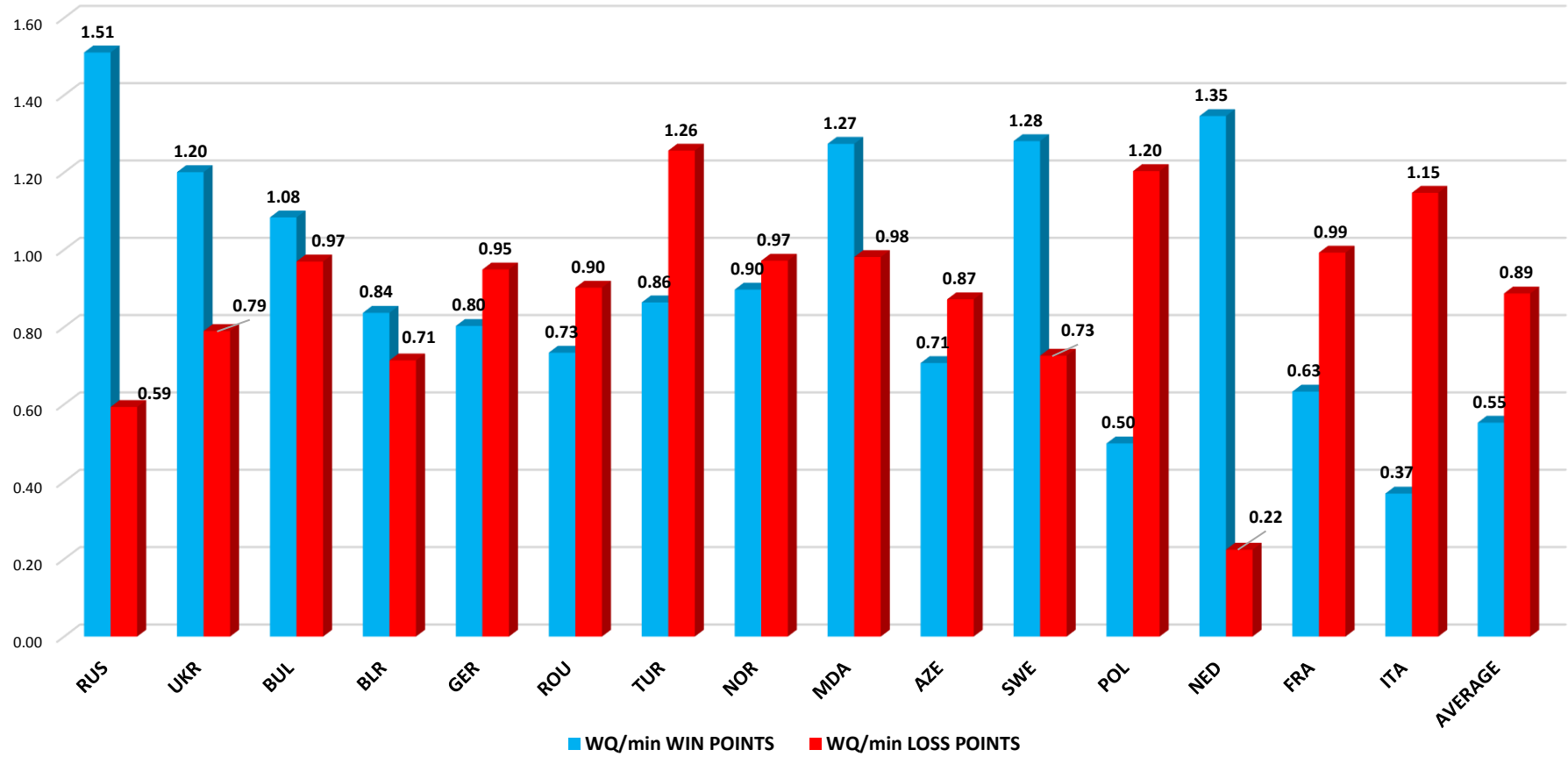
WW % BY NATIONAL TEAMS: CLASSIFICATION POINTS - WIN & LOST



WW % BY NATIONAL TEAMS: WINNER & LOST MATCHES



WW % BY NATIONAL TEAMS - WQ/min - plus & WQ/min - minus



15. WW - NATIONAL TEAM - STATISTICS IN ALL MATCHES / WIN POINTS STANDING POSITION AND PATERRE POSITION

Table WW 33.

Sn	NATIONS	TECHNIQUES STANDING POSITION												TECHNIQUES PATERRE POSITION								TOTAL / POINTS WIN	TOTAL STANDING IN %	TOTAL PATERRE IN %
		LEG ATTACK	HIP TURNING TH.	THROW SUPLEX	FORW. BENDING TH.	TAKE DOWN	ST. COUNTER	NEGAT. WR.	ACTIVITY TIME	CHALLENGE	STEP OUT	ST. CAUTION	TOTAL STANDING	GUT WRENCH	ANGLE LEG	LIFTS	TURN OVER	PA. COUNTER	CHALLENGE	PA. CAUTION	TOTAL PATERRE			
1	RUS	40	22	13	32	38	2	0	5	2	9	1	164	20	10	0	45	12	1	0	88	252	65.1%	34.9%
2	UKR	38	8	8	16	26	4	0	8	2	10	1	121	20	18	0	22	5	1	0	66	187	64.7%	35.3%
3	BUL	18	0	0	14	26	0	0	5	1	8	2	74	12	8	0	10	8	1	1	40	114	64.9%	35.1%
4	BLR	20	8	0	14	12	4	0	6	0	7	0	71	8	2	0	16	4	1	0	31	102	69.6%	30.4%
5	GER	20	0	0	12	6	0	0	7	0	3	1	49	2	8	0	16	2	0	0	28	77	63.6%	36.4%
6	ROU	6	4	0	6	10	0	0	5	0	3	1	35	4	0	0	2	5	0	2	13	48	72.9%	27.1%
7	TUR	18	4	2	8	18	2	2	4	1	5	0	64	4	0	0	14	6	0	0	24	88	72.7%	27.3%
8	NOR	2	0	11	0	6	0	0	2	0	1	2	24	4	4	0	4	0	0	0	12	36	66.7%	33.3%
9	MDA	24	4	4	8	12	6	0	3	1	3	1	66	8	0	0	12	1	0	0	21	87	75.9%	24.1%
10	AZE	12	4	0	6	8	10	0	5	1	2	0	48	0	0	0	8	4	0	0	12	60	80.0%	20.0%
11	SWE	6	0	0	2	18	2	1	1	1	5	0	36	4	4	0	14	1	0	1	24	60	60.0%	40.0%
12	POL	6	2	0	0	10	0	0	5	0	0	2	25	4	2	0	2	1	0	0	9	34	73.5%	26.5%
13	NED	0	4	0	0	12	0	0	2	0	2	0	20	0	0	0	4	0	0	0	4	24	83.3%	16.7%
14	FRA	10	0	0	4	10	2	0	2	0	4	1	33	2	0	0	2	0	0	0	4	37	89.2%	10.8%
15	ITA	4	4	0	0	2	2	0	2	0	1	0	15	0	4	0	8	0	0	1	13	28	53.6%	46.4%
16	LTU	0	8	0	0	2	0	1	3	0	2	0	16	0	0	0	2	0	0	2	4	20	80.0%	20.0%
17	HUN	6	0	4	0	0	0	0	2	0	3	2	17	4	0	0	0	0	0	0	4	21	81.0%	19.0%
18	ESP	2	0	0	7	2	0	1	1	0	0	0	13	8	0	0	4	0	0	0	12	25	52.0%	48.0%
19	GRE	2	0	0	6	2	0	0	0	0	1	0	11	0	0	0	2	0	0	0	2	13	84.6%	15.4%
20	CZE	2	0	0	0	0	0	0	1	0	0	0	3	0	0	0	0	3	0	0	3	6	50.0%	50.0%
21	FIN	2	0	0	0	2	0	0	0	0	0	0	4	0	0	0	0	1	0	0	1	5	80.0%	20.0%
22	AUT	0	0	0	0	0	0	0	0	0	0	0	0	0	0	0	4	0	0	0	4	4	0.0%	100.0%
23	LAT	0	0	0	0	0	0	0	0	0	0	0	0	0	0	0	0	0	0	0	0	0	0.0%	0.0%
24	ISR	0	0	0	0	0	0	0	0	0	0	0	0	0	0	0	0	0	0	0	0	0	0.0%	0.0%
25	GBR	0	0	0	0	0	0	0	0	0	0	0	0	0	0	0	0	0	0	0	0	0	0.0%	0.0%
TOTAL =		238	72	42	135	222	34	5	69	9	69	14	909	104	60	0	191	53	4	7	419	1328		

Note: The order is based on the number of classification points

16. WW - NATIONAL TEAM - STATISTICS IN ALL MATCHES / LOST POINTS STANDING POSITION AND PARTERRE POSITION

Table WW 34.

Sn	NATIONS	TECHNIQUES STANDING POSITION												TECHNIQUES PARTERRE POSITION								TOTAL / POINTS LOST	TOTAL STANDING IN %	TOTAL PARTERRE IN %
		LEG ATTACK	HIP TURNING TH.	THROW SUPLEX	FORW. BENDING TH.	TAKE DOWN	ST. COUNTER	NEGAT. WR.	ACTIVITY TIME	CHALLENGE	STEP OUT	ST. CAUTION	TOTAL STANDING	GUT WRENCH	ANCLE LEG	LIFTS	TURN OVER	PA. COUNTER	CHALLENGE	PA. CAUTION	TOTAL PARTERRE			
1	RUS	10	0	0	19	16	4	2	9	2	10	2	74	2	2	0	16	5	0	0	25	99	74.7%	25.3%
2	UKR	24	14	0	8	14	6	0	5	0	11	0	82	12	2	0	18	9	0	0	41	123	66.7%	33.3%
3	BUL	22	4	0	8	16	0	0	4	1	1	0	56	6	12	0	24	3	0	1	46	102	54.9%	45.1%
4	BLR	10	4	6	2	14	4	0	5	0	4	0	49	6	12	0	10	10	0	0	38	87	56.3%	43.7%
5	GER	18	12	5	6	14	0	0	7	0	2	1	65	8	2	0	12	4	0	0	26	91	71.4%	28.6%
6	ROU	8	6	0	6	8	0	1	6	0	4	2	41	2	2	0	10	2	1	1	18	59	69.5%	30.5%
7	TUR	16	8	0	26	18	2	0	5	3	6	0	84	12	8	0	18	3	3	0	44	128	65.6%	34.4%
8	NOR	4	8	8	0	6	0	0	1	0	1	1	29	2	0	0	6	2	0	0	10	39	74.4%	25.6%
9	MDA	0	0	6	12	16	0	0	1	1	4	0	40	18	0	0	9	0	0	0	27	67	59.7%	40.3%
10	AZE	16	4	5	2	20	0	0	6	0	2	4	59	6	0	0	4	5	0	0	15	74	79.7%	20.3%
11	SWE	8	4	4	4	0	0	0	0	0	0	0	20	0	6	0	8	0	0	0	14	34	58.8%	41.2%
12	POL	16	0	0	18	16	2	1	1	0	2	0	56	4	4	0	18	0	0	0	26	82	68.3%	31.7%
13	NED	0	0	0	0	2	0	0	2	0	0	0	4	0	0	0	0	0	0	0	0	4	100.0%	0.0%
14	FRA	22	0	0	2	8	4	1	5	0	0	0	42	6	2	0	8	0	0	0	16	58	72.4%	27.6%
15	ITA	12	0	0	4	28	0	0	7	0	8	0	59	4	6	0	10	5	0	3	28	87	67.8%	32.2%
16	LTU	4	4	0	0	4	0	0	1	0	2	0	15	8	0	0	4	0	0	0	12	27	55.6%	44.4%
17	HUN	16	0	4	4	2	0	0	1	2	6	0	35	0	0	0	2	0	0	0	2	37	94.6%	5.4%
18	ESP	12	4	0	4	4	2	0	2	0	1	1	30	0	0	0	6	1	0	2	9	39	76.9%	23.1%
19	GRE	0	0	0	0	6	4	0	0	0	0	0	10	2	0	0	0	0	0	0	2	12	83.3%	16.7%
20	CZE	4	0	0	4	6	0	0	0	0	2	0	16	0	0	0	2	0	0	0	2	18	88.9%	11.1%
21	FIN	0	0	0	0	0	4	0	1	0	1	0	6	0	0	0	6	4	0	0	10	16	37.5%	62.5%
22	AUT	4	0	0	0	0	0	0	0	0	1	0	5	0	0	0	0	0	0	0	0	5	100.0%	0.0%
23	LAT	4	0	4	6	2	0	0	0	0	0	0	16	4	0	0	0	0	0	0	4	20	80.0%	20.0%
24	ISR	2	0	0	0	2	2	0	0	0	1	1	8	2	0	0	0	0	0	0	2	10	80.0%	20.0%
25	GBR	6	0	0	0	0	0	0	0	0	0	2	8	0	2	0	0	0	0	0	2	10	80.0%	20.0%
TOTAL =		238	72	42	135	222	34	5	69	9	69	14	909	104	60	0	191	53	4	7	419	1328		

17. WW - NATIONAL TEAM - STATISTICS IN ALL MATCHES / WIN TECHNICAL POINTS AND OTHER POINTS

Table GR – 35.

Sn	NATIONS	TECHNICAL POINTS											OTHER POINTS								TOTAL / WIN POINTS	TOTAL TECHNICAL POINTS – LOST IN %	TOTAL OTHER POINTS – LOST IN %	
		LEG ATTACK	HIP TURNING TH.	THROW SUPLEX	FORW. BENDING TH.	TAKE DOWN	ST. COUNTER	GUT WRENCH	ANGLE LEG	LIFTS	TURN OVER	PA. COUNTER	TOTAL – TECHNICAL POINTS	NEGAT. WR.	ACTIVITY TIME	ST-CHALLENGE	STEP OUT	ST. CAUTION	PA-CHALLENGE	PA. CAUTION				TOTAL – OTHER POINTS
1	RUS	40	22	13	32	38	2	20	10	0	45	12	234	0	5	2	9	1	1	0	18	252	92.9%	7.1%
2	UKR	38	8	8	16	26	4	20	18	0	22	5	165	0	8	2	10	1	1	0	22	187	88.2%	11.8%
3	BUL	18	0	0	14	26	0	12	8	0	10	8	96	0	5	1	8	2	1	1	18	114	84.2%	15.8%
4	BLR	20	8	0	14	12	4	8	2	0	16	4	88	0	6	0	7	0	1	0	14	102	86.3%	13.7%
5	GER	20	0	0	12	6	0	2	8	0	16	2	66	0	7	0	3	1	0	0	11	77	85.7%	14.3%
6	ROU	6	4	0	6	10	0	4	0	0	2	5	37	0	5	0	3	1	0	2	11	48	77.1%	22.9%
7	TUR	18	4	2	8	18	2	4	0	0	14	6	76	2	4	1	5	0	0	0	12	88	86.4%	13.6%
8	NOR	2	0	11	0	6	0	4	4	0	4	0	31	0	2	0	1	2	0	0	5	36	86.1%	13.9%
9	MDA	24	4	4	8	12	6	8	0	0	12	1	79	0	3	1	3	1	0	0	8	87	90.8%	9.2%
10	AZE	12	4	0	6	8	10	0	0	0	8	4	52	0	5	1	2	0	0	0	8	60	86.7%	13.3%
11	SWE	6	0	0	2	18	2	4	4	0	14	1	51	1	1	1	5	0	0	1	9	60	85.0%	15.0%
12	POL	6	2	0	0	10	0	4	2	0	2	1	27	0	5	0	0	2	0	0	7	34	79.4%	20.6%
13	NED	0	4	0	0	12	0	0	0	0	4	0	20	0	2	0	2	0	0	0	4	24	83.3%	16.7%
14	FRA	10	0	0	4	10	2	2	0	0	2	0	30	0	2	0	4	1	0	0	7	37	81.1%	18.9%
15	ITA	4	4	0	0	2	2	0	4	0	8	0	24	0	2	0	1	0	0	1	4	28	85.7%	14.3%
16	LTU	0	8	0	0	2	0	0	0	0	2	0	12	1	3	0	2	0	0	2	8	20	60.0%	40.0%
17	HUN	6	0	4	0	0	0	4	0	0	0	0	14	0	2	0	3	2	0	0	7	21	66.7%	33.3%
18	ESP	2	0	0	7	2	0	8	0	0	4	0	23	1	1	0	0	0	0	0	2	25	92.0%	8.0%
19	GRE	2	0	0	6	2	0	0	0	0	2	0	12	0	0	0	1	0	0	0	1	13	92.3%	7.7%
20	CZE	2	0	0	0	0	0	0	0	0	0	3	5	0	1	0	0	0	0	0	1	6	83.3%	16.7%
21	FIN	2	0	0	0	2	0	0	0	0	0	1	5	0	0	0	0	0	0	0	0	5	100.0%	0.0%
22	AUT	0	0	0	0	0	0	0	0	0	4	0	4	0	0	0	0	0	0	0	0	4	100.0%	0.0%
23	LAT	0	0	0	0	0	0	0	0	0	0	0	0	0	0	0	0	0	0	0	0	0	0.0%	0.0%
24	ISR	0	0	0	0	0	0	0	0	0	0	0	0	0	0	0	0	0	0	0	0	0	0.0%	0.0%
25	GBR	0	0	0	0	0	0	0	0	0	0	0	0	0	0	0	0	0	0	0	0	0	0.0%	0.0%
TOTAL =		238	72	42	135	222	34	104	60	0	191	53	1151	5	69	9	69	14	4	7	177	1328		

18. WW - NATIONAL TEAM - STATISTICS IN ALL MATCHES / LOST TECHNICAL POINTS AND OTHER POINTS

Table GR – 36.

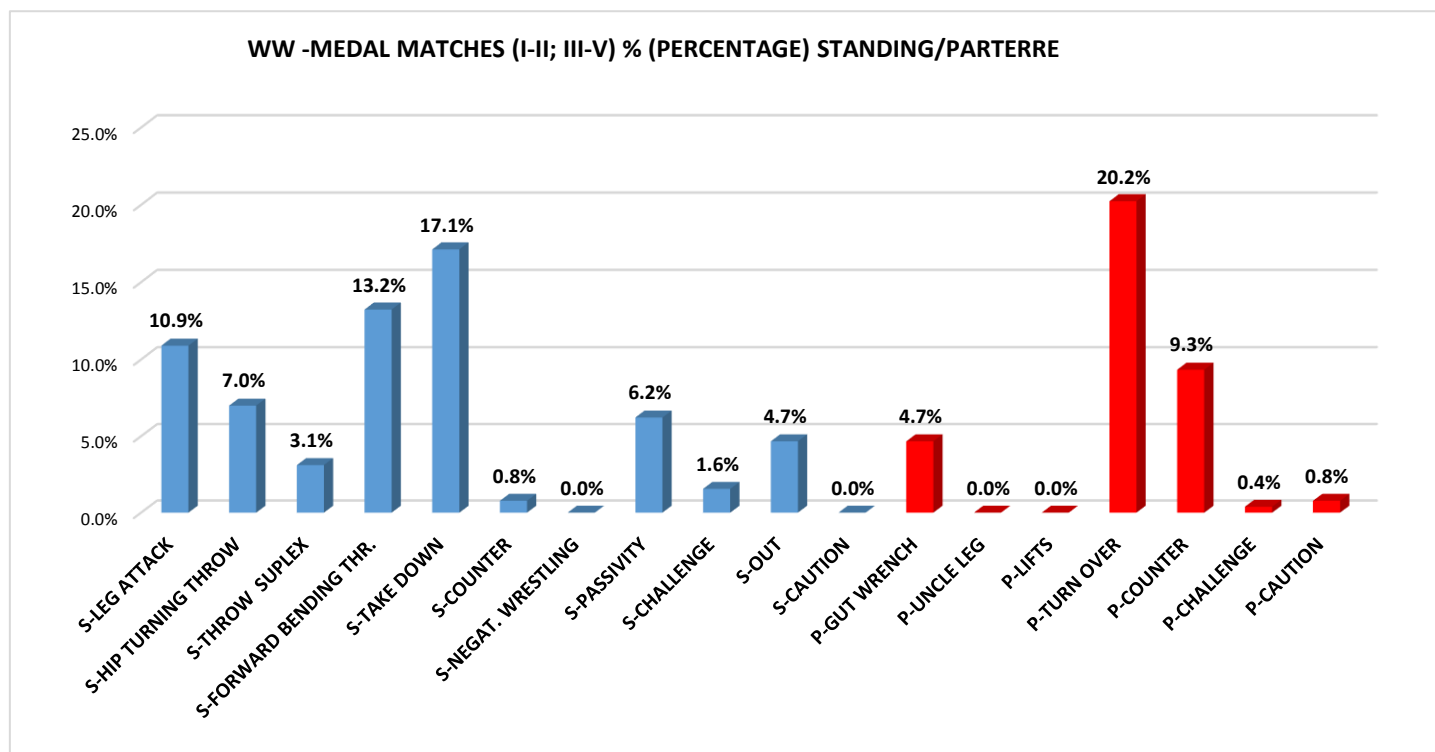
Sn	NATIONS	TECHNICAL POINTS											OTHER POINTS							TOTAL / LOST POINTS	TOTAL TECHNICAL POINTS – LOST IN %	TOTAL OTHER POINTS – LOST IN %		
		LEG ATTACK	HIP TURNING TH.	THROW SUPLEX	FORW. BENDING TH.	TAKE DOWN	ST. COUNTER	GUT WRENCH	ANGLE LEG	LIFTS	TURN OVER	PA. COUNTER	TOTAL – TECHNICAL POINTS	NEGAT. WR.	ACTIVITY TIME	ST-CHALLENGE	STEP OUT	ST. CAUTION	PA-CHALLENGE				PA. CAUTION	TOTAL – OTHER POINTS
1	RUS	10	0	0	19	16	4	2	2	0	16	5	74	2	9	2	10	2	0	0	25	99	74.7%	25.3%
2	UKR	24	14	0	8	14	6	12	2	0	18	9	107	0	5	0	11	0	0	0	16	123	87.0%	13.0%
3	BUL	22	4	0	8	16	0	6	12	0	24	3	95	0	4	1	1	0	0	1	7	102	93.1%	6.9%
4	BLR	10	4	6	2	14	4	6	12	0	10	10	78	0	5	0	4	0	0	0	9	87	89.7%	10.3%
5	GER	18	12	5	6	14	0	8	2	0	12	4	81	0	7	0	2	1	0	0	10	91	89.0%	11.0%
6	ROU	8	6	0	6	8	0	2	2	0	10	2	44	1	6	0	4	2	1	1	15	59	74.6%	25.4%
7	TUR	16	8	0	26	18	2	12	8	0	18	3	111	0	5	3	6	0	3	0	17	128	86.7%	13.3%
8	NOR	4	8	8	0	6	0	2	0	0	6	2	36	0	1	0	1	1	0	0	3	39	92.3%	7.7%
9	MDA	0	0	6	12	16	0	18	0	0	9	0	61	0	1	1	4	0	0	0	6	67	91.0%	9.0%
10	AZE	16	4	5	2	20	0	6	0	0	4	5	62	0	6	0	2	4	0	0	12	74	83.8%	16.2%
11	SWE	8	4	4	4	0	0	0	6	0	8	0	34	0	0	0	0	0	0	0	0	34	100.0%	0.0%
12	POL	16	0	0	18	16	2	4	4	0	18	0	78	1	1	0	2	0	0	0	4	82	95.1%	4.9%
13	NED	0	0	0	0	2	0	0	0	0	0	0	2	0	2	0	0	0	0	0	2	4	50.0%	50.0%
14	FRA	22	0	0	2	8	4	6	2	0	8	0	52	1	5	0	0	0	0	0	6	58	89.7%	10.3%
15	ITA	12	0	0	4	28	0	4	6	0	10	5	69	0	7	0	8	0	0	3	18	87	79.3%	20.7%
16	LTU	4	4	0	0	4	0	8	0	0	4	0	24	0	1	0	2	0	0	0	3	27	88.9%	11.1%
17	HUN	16	0	4	4	2	0	0	0	0	2	0	28	0	1	2	6	0	0	0	9	37	75.7%	24.3%
18	ESP	12	4	0	4	4	2	0	0	0	6	1	33	0	2	0	1	1	0	2	6	39	84.6%	15.4%
19	GRE	0	0	0	0	6	4	2	0	0	0	0	12	0	0	0	0	0	0	0	0	12	100.0%	0.0%
20	CZE	4	0	0	4	6	0	0	0	0	2	0	16	0	0	0	2	0	0	0	2	18	88.9%	11.1%
21	FIN	0	0	0	0	0	4	0	0	0	6	4	14	0	1	0	1	0	0	0	2	16	87.5%	12.5%
22	AUT	4	0	0	0	0	0	0	0	0	0	0	4	0	0	0	1	0	0	0	1	5	80.0%	20.0%
23	LAT	4	0	4	6	2	0	4	0	0	0	0	20	0	0	0	0	0	0	0	0	20	100.0%	0.0%
24	ISR	2	0	0	0	2	2	2	0	0	0	0	8	0	0	0	1	1	0	0	2	10	80.0%	20.0%
25	GBR	6	0	0	0	0	0	0	2	0	0	0	8	0	0	0	0	2	0	0	2	10	80.0%	20.0%
TOTAL =		238	72	42	135	222	34	104	60	0	191	53	1151	5	69	9	69	14	4	7	177	1328		

IV – MEDAL MATCHES (I-II; III-V) /WW

19. WW - MEDAL MATCHES (I-II; III-V) TOTAL POINTS AND % (PERCENTAGE)

Table WW 37.

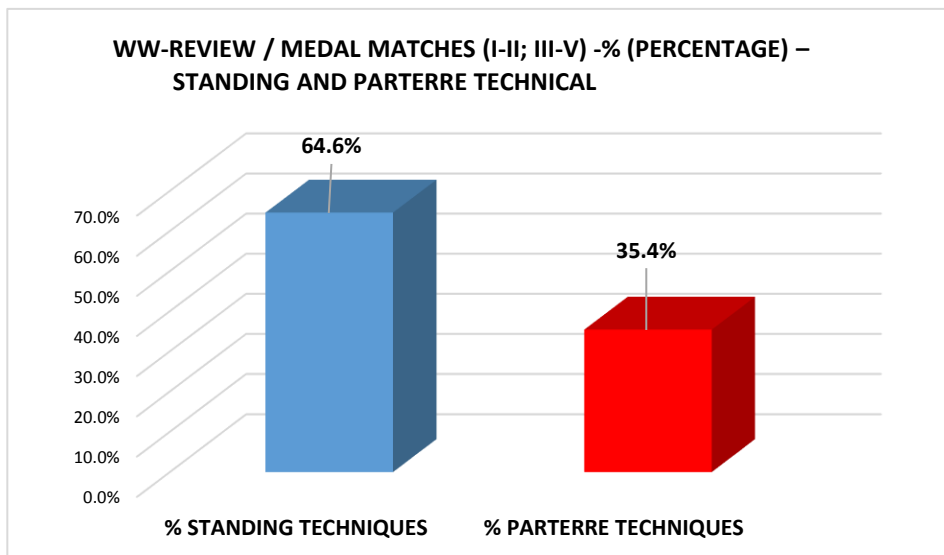
Sn	WRESTLING TECHNIQUES	No. points	% FINAL MATCH
STANDING POSITION			
1	S-LEG ATTACK	28	10.9%
2	S-HIP TURNING THROW	18	7.0%
3	S-THROW SUPLEX	8	3.1%
4	S-FORWARD BENDING THR.	34	13.2%
5	S-TAKE DOWN	44	17.1%
6	S-COUNTER	2	0.8%
7	S-NEGAT. WRESTLING	0	0.0%
8	S-ACTIVITY TIME	16	6.2%
9	S-CHALLENGE	4	1.6%
10	S-STEP OUT	12	4.7%
11	S-CAUTION	0	0.0%
TOTAL STANDING POSITION =		166	64.6%
PARTERRE POSITION			
1	P-GUT WRENCH	12	4.7%
2	P-ANCLE LEG	0	0.0%
3	P-LIFTS	0	0.0%
4	P-TURN OVER	52	20.2%
5	P-COUNTER	24	9.3%
6	P-CHALLENGE	1	0.4%
7	P-CAUTION	2	0.8%
TOTAL PARTERRE POSITION =		91	35.4%
ALL TOTAL =		257	100.0%



20. WW - REVIEW / MEDAL MATCHES (I-II; III-V) POINTS % (PERCENTAGE) – STANDING AND PATERRE TECHNICAL

Table WW 38.

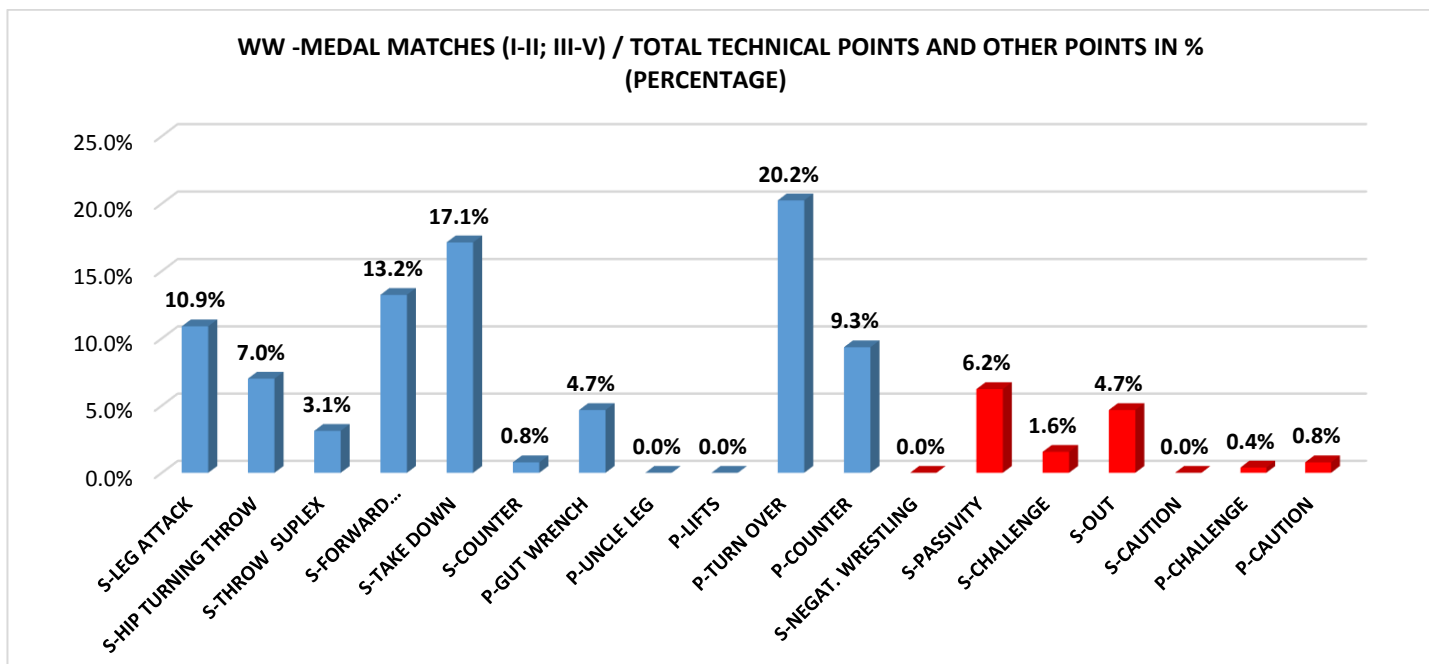
Sn.	POSITION	% POINTS FINAL MATCH.
1.	POINTS STANDING POSITION	64.6%
2.	POINTS PATERRE POSITION	35.4%
TOTAL =		100.00 %



21. WW - MEDAL MATCHES (I-II; III-V) / TOTAL TECHNICAL POINTS AND OTHER POINTS

Table WW 39.

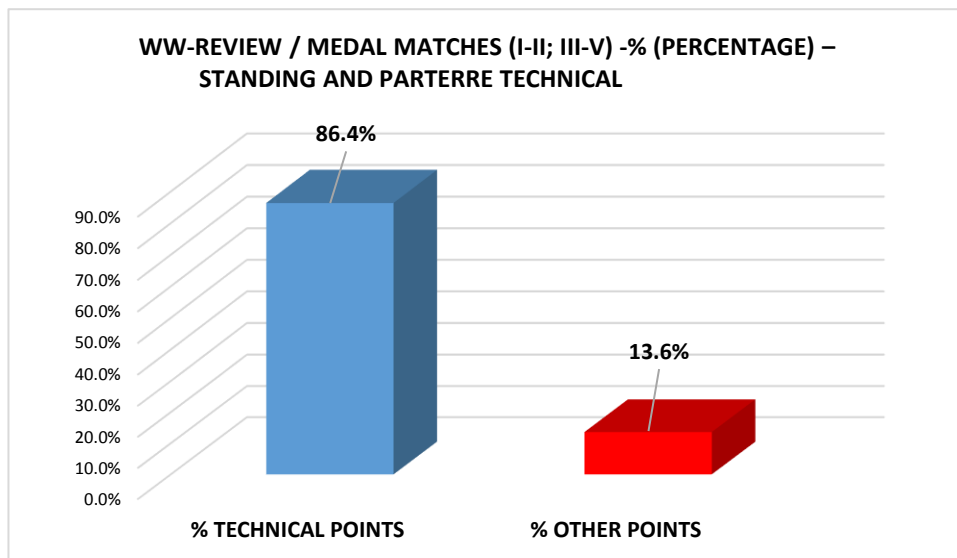
Sn	WRESTLING TECHNIQUES	No. points	% FINAL MATCH
TECHNICAL POINTS			
1	S-LEG ATTAK	28	10.9%
2	S-HIP TURNING THROW	18	7.0%
3	S-THROW SUPLEX	8	3.1%
4	S-FORWARD BENDING THR.	34	13.2%
5	S-TAKE DOWN	44	17.1%
6	S-COUNTER	2	0.8%
7	P-GUT WRENCH	12	4.7%
8	P-ANCLÉ LEG	0	0.0%
9	P-LIFTS	0	0.0%
10	P-TURN OVER	52	20.2%
11	P-COUNTER	24	9.3%
TOTAL TECHNICAL POINTS =		222	86.4%
OTHER POINTS			
1	S-NEGAT. WRESTLING	0	0.0%
2	S-ACTIVITY TIME	16	6.2%
3	S-CHALLENGE	4	1.6%
4	S-STEP OUT	12	4.7%
5	S-CAUTION	0	0.0%
6	P-CHALLENGE	1	0.4%
7	P-CAUTION	2	0.8%
TOTAL OTHER POINTS=		35	13.6%
ALL TOTAL =		257	100.0%



22. WW - REVIEW / MEDAL MATCHES (I-II; III-V) TECHNICAL POINTS AND OTHER POINTS IN % (PERCENTAGE)

Table WW 40.

Sn.	TYPE OF POINTS	% POINTS FINAL MATCH.
1.	TECHNICAL POINTS	86.4%
2.	OTHER POINTS	13.6%
TOTAL =		100.00 %



23. WW - WQ/min (total points per minute) PER MEDAL MATCHES (I-II; III-V) / ALL MATCHES

Table WW 41.

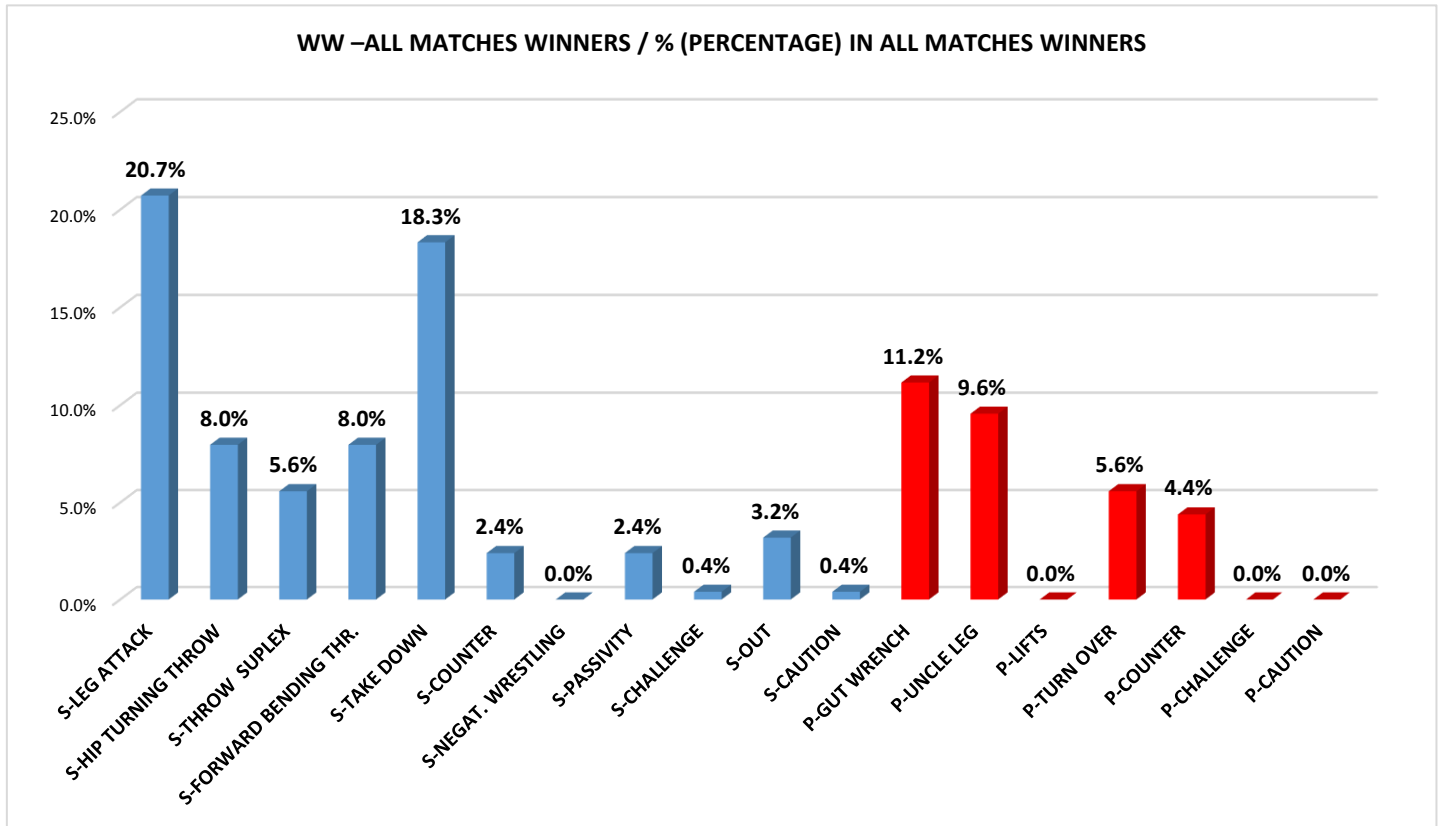
WQ/min (total points per minute) all matches	MEDAL MATCHES
	1.81 points per minute

V – ALL WINNERS WRESTLERS /WW

24. WW – ALL MATCHES WINNERS / TOTAL POINTS AND % (PERCENTAGE) IN ALL MATCHES WINNERS

Table WW 42.

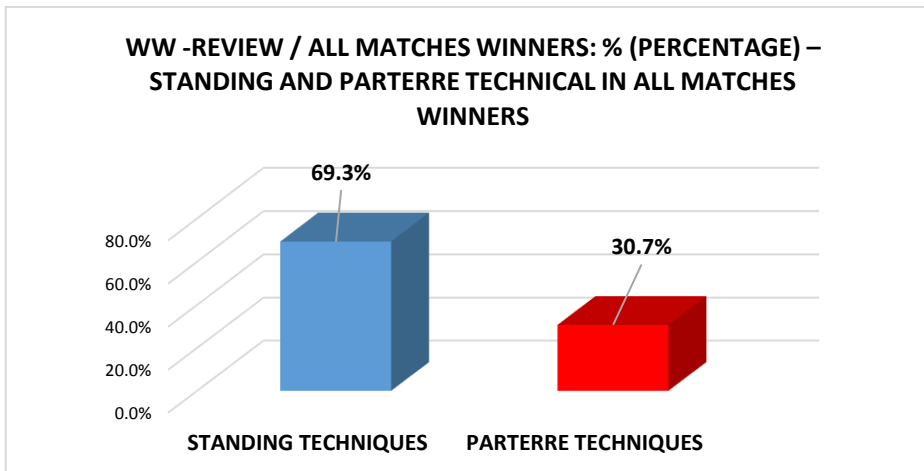
Sn	WRESTLING TECHNIQUES	POINTS	%
STANDING POSITION			
1	S-LEG ATTAK	52	20.7%
2	S-HIP TURNING THROW	20	8.0%
3	S-THROW SUPLEX	14	5.6%
4	S-FORWARD BENDING THR.	20	8.0%
5	S-TAKE DOWN	46	18.3%
6	S-COUNTER	6	2.4%
7	S-NEGAT. WRESTLING	0	0.0%
8	S-ACTIVITY TIME	6	2.4%
9	S-CHALLENGE	1	0.4%
10	S-STEP OUT	8	3.2%
11	S-CAUTION	1	0.4%
TOTAL STANDING POSITION =		174	69.3%
PARTERRE POSITION			
1	P-GUT WRENCH	28	11.2%
2	P-ANCLE LEG	24	9.6%
3	P-LIFTS	0	0.0%
4	P-TURN OVER	14	5.6%
5	P-COUNTER	11	4.4%
6	P-CHALLENGE	0	0.0%
7	P-CAUTION	0	0.0%
TOTAL PARTERRE POSITION =		77	30.7%
ALL TOTAL =		251	100.0%



25. WW - REVIEW / ALL MATCHES WINNERS: TOTAL POINTS AND % (PERCENTAGE) – STANDING AND PARTERRE TECHNICAL IN ALL MATCHES WINNERS

Table WW 43.

Sn.	POSITION	% POINTS FINAL MATCH.
1.	STANDING POSITION	69.3%
2.	PARTERRE POSITION	30.7%
TOTAL =		100.00 %

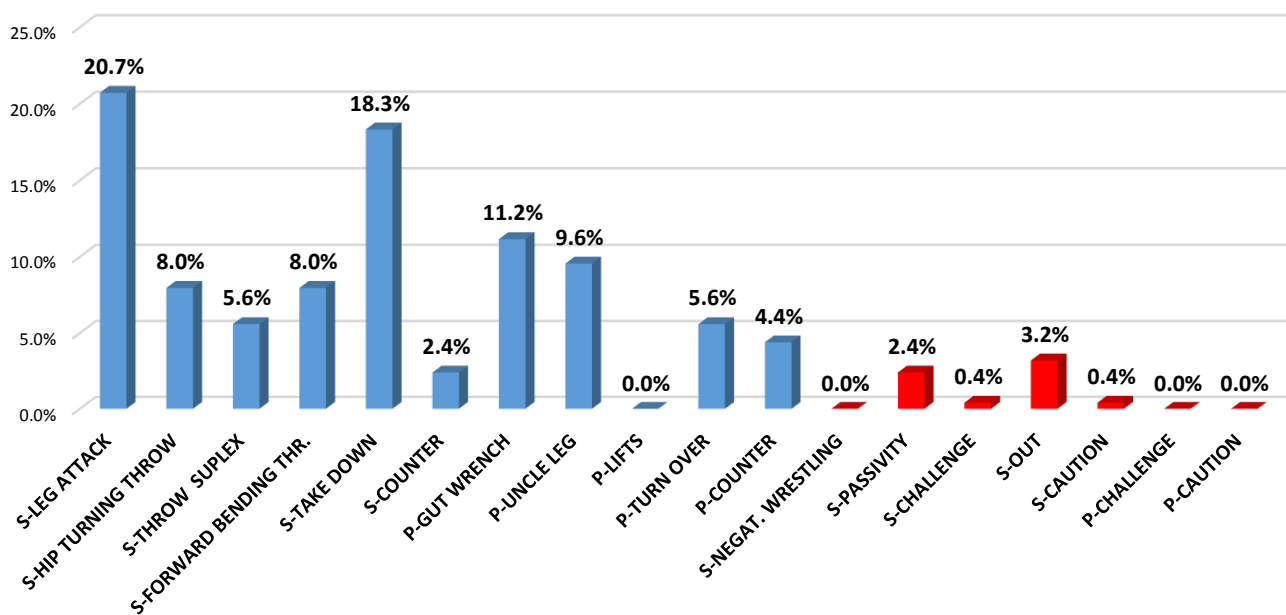


26. WW - ALL MATCHES WINNERS / TOTAL TECHNICAL POINTS AND OTHER POINTS IN ALL MATCHES WINNERS

Table WW 44.

Sn	WRESTLING TECHNIQUES	POINTS	%
TECHNICAL POINTS			
1	S-LEG ATTAK	52	20.7%
2	S-HIP TURNING THROW	20	8.0%
3	S-THROW SUPLEX	14	5.6%
4	S-FORWARD BENDING THR.	20	8.0%
5	S-TAKE DOWN	46	18.3%
6	S-COUNTER	6	2.4%
7	P-GUT WRENCH	28	11.2%
8	P-ANGLE LEG	24	9.6%
9	P-LIFTS	0	0.0%
10	P-TURN OVER	14	5.6%
11	P-COUNTER	11	4.4%
TOTAL TECHNICAL POINTS =		235	93.6%
OTHER POINTS			
1	S-NEGAT. WRESTLING	0	0.0%
2	S-ACTIVITY TIME	6	2.4%
3	S-CHALLENGE	1	0.4%
4	S-STEP OUT	8	3.2%
5	S-CAUTION	1	0.4%
6	P-CHALLENGE	0	0.0%
7	P-CAUTION	0	0.0%
TOTAL OTHER POINTS =		16	6.4%
ALL TOTAL =		251	100.0%

WW –ALL MATCHES WINNERS / % (PERCENTAGE) IN ALL MATCHES WINNERS

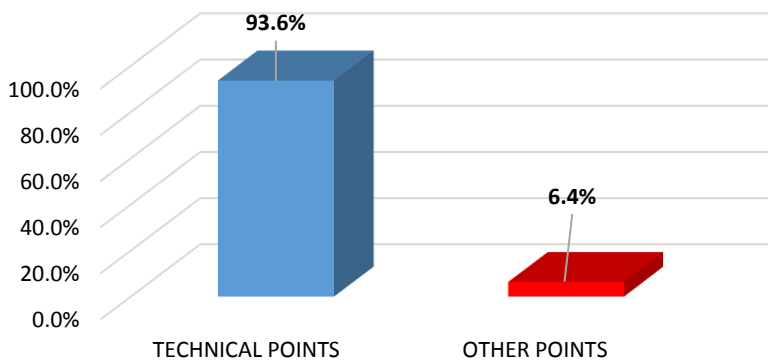


27. WW - REVIEW / ALL MATCHES WINNERS: TOTAL TECHNICAL POINTS AND OTHER POINTS IN ALL MATCHES WINNERS

Table WW 45.

Sn.	TYPE OF POINTS	% POINTS FINAL MATCH.
1.	TECHNICAL POINTS	93.6%
2.	OTHER POINTS	6.4%
TOTAL =		100.00 %

WW -REVIEW / ALL MATCHES WINNERS: % (PERCENTAGE) – STANDING AND PATERRE TECHNICAL IN ALL MATCHES WINNERS



28. WW - WQ/min (total points per minute): ALL MATCHES WINNERS

Table WW 46.

WQ/min (total points per minute) all matches winners	MEDAL MATCHES
	1.86 points per minute

VI – RANKING LIST - MOST SUCCESSFUL WRESTLER CHAMPIONSHIP /WW

29. WW – ALL WINNERS WRESTLERS PER CATEGORY - WIN POINTS

Table WW 47.

CAT	NAME AND SURNAME	NAT	TECHNIQUES STANDING POSITION											TECHNIQUES PATERRE POSITION								TOTAL TECHNICAL POINTS	CLASI. POINTSP	TOTAL MATCHES	TIME		
			LEG ATTACK	HIP TURNING TH.	THROW SUPLEX	FORW. BENDING TH.	TAKE DOWN	ST. COUNTER	NEGAT. WR.	ACTIVITY TIME	CHALLENGE	STEP OUT	ST. CAUTION	TOTAL STANDING	GUT WRENCH	ANGLE LEG	LIFTS	TURN OVER	PA. COUNTER	CHALLENGE	PA. CAUTION					TOTAL PATERRE	
50	SELISHKA Miglena	BUL	4	0	0	0	8	0	0	1	0	3	0	16	6	4	0	0	0	0	0	0	10	26	10	3	14.47
53	KALADZINSKAYA Vanesa	BLR	2	4	0	2	2	0	0	2	0	0	0	12	2	0	0	2	0	0	0	4	16	14	4	23.49	
55	KHOROSHAVTSEVA Olga	RUS	4	0	5	10	6	0	0	0	0	0	0	25	0	6	0	0	0	0	0	6	31	11	3	12.51	
57	BULLEN Grace Jacob	NOR	0	0	5	0	2	0	0	1	0	1	0	9	2	0	0	2	0	0	0	4	13	11	3	12.48	
59	NICHITA Anastasia	MDA	12	0	0	4	4	6	0	0	1	0	0	27	6	0	0	0	0	0	0	6	33	16	4	18,32	
62	TKACH OSTAPCHUK Yuliia	UKR	4	0	0	0	2	0	0	1	0	1	0	8	0	8	0	0	2	0	0	10	18	10	3	16.05	
65	HRISTOVA Mimi	BUL	6	0	0	0	8	0	0	1	0	0	1	16	4	2	0	4	4	0	0	14	30	13	4	20.24	
68	VELIEVA Khanum	RUS	10	4	0	0	12	0	0	0	0	2	0	28	2	0	0	2	5	0	0	9	37	15	4	18.31	
72	VOROBEOVA Natalia	RUS	6	8	0	0	0	0	0	0	0	0	0	14	0	4	0	0	0	0	0	4	18	12	3	11,12	
76	BUKINA Ekaterina	RUS	4	4	4	4	2	0	0	0	0	1	0	19	6	0	0	4	0	0	0	10	29	18	5	19,27	
TOTAL=			52	20	14	20	46	6	0	6	1	8	1	174	28	24	0	14	11	0	0	77	251	130	36	166,26	

30. WW – ALL WINNERS WRESTLERS PER CATEGORY - LOST POINTS

TabeleWW 48.

CAT	NAME AND SURNAME	NAT	TECHNIQUES STANDING POSITION											TECHNIQUES PARTERRE POSITION							TOTAL TECHNICAL POINTS	CLASI. POINTSP	TOTAL MATCHES	TIME		
			LEG ATTACK	HIP TURNING TH.	THROW SUPLEX	FORW. BENDING TH.	TAKE DOWN	ST. COUNTER	NEGAT. WR.	ACTIVITY TIME	CHALLENGE	STEP OUT	ST. CAUTION	TOTAL STANDING	GUT WRENCH	ANGLE LEG	LIFTS	TURN OVER	PA. COUNTER	CHALLENGE					PA. CAUTION	TOTAL PARTERRE
50	SELISHKA Miglena	BUL	0	0	0	0	2	0	0	1	0	0	0	3	0	0	0	6	0	0	0	6	9	2	3	14.47
53	KALADZINSKAYA Vanesa	BLR	0	0	0	0	4	0	0	1	0	1	0	6	2	0	0	0	1	0	0	3	9	3	4	23.49
55	KHOROSHAVTSEVA Olga	RUS	0	0	0	2	4	0	0	0	0	0	0	6	0	0	0	2	0	0	0	2	8	1	3	12.51
57	BULLEN Grace Jacob	NOR	0	0	0	0	0	0	0	1	0	0	0	1	0	0	0	0	0	0	0	0	1	1	3	12.48
59	NICHITA Anastasia	MDA	0	0	0	0	2	0	0	0	1	1	0	4	0	0	0	0	0	0	0	0	4	1	4	18,32
62	TKACH OSTAPCHUK Yuliia	UKR	2	0	0	0	0	0	0	1	0	0	0	3	0	0	0	0	0	0	0	0	3	2	3	16.05
65	HRISTOVA Mimi	BUL	0	0	0	0	0	0	0	2	0	0	0	2	0	2	0	0	3	0	0	5	7	3	4	20.24
68	VELIEVA Khanum	RUS	0	0	0	0	0	2	0	0	0	2	0	4	0	0	0	0	0	0	0	0	4	2	4	18.31
72	VOROBIEVA Natalia	RUS	0	0	0	0	0	0	0	1	0	1	1	3	0	0	0	0	0	0	0	0	3	1	3	11,12
76	BUKINA Ekaterina	RUS	0	0	0	4	0	0	0	2	0	0	0	6	0	0	0	0	2	0	0	2	8	2	5	19,27
TOTAL=			2	0	0	6	12	2	0	9	1	5	1	38	2	2	0	8	6	0	0	18	56	18	36	165.06

31. WW – MOST SUCCESSFUL WRESTLER (INDEX – MSW)

Table WW 49.

CAT kg	Name and surname	NAT	TIME	TP PLUS	TP MINUS	WQ/min (+/-)	Nb match	CP PLUS	CP MINUS	CP (+/-) (difeerent)	BWI
59	NICHITA Anastasia	MDA	18.32	33	4	1.58	4	16	1	3.75	5.37
				1.80	0.22			4.00	0.25		
55	KHOROSHAVTSEVA Olga	RUS	12.51	31	8	1.84	3	11	1	3.33	5.17
				2.48	0.64			3.67	0.33		
72	VOROBEVA Natalia	RUS	11.12	18	3	1.35	3	12	1	3.67	5.07
				1.62	0.27			4.00	0.33		
68	VELIEVA Khanum	RUS	18.31	37	4	1.80	4	15	2	3.25	5.05
				2.02	0.22			3.75	0.50		
76	BUKINA Ekaterina	RUS	19.27	29	8	1.08	5	18	2	3.20	4.31
				1.50	0.42			3.60	0.40		
57	BULLEN Grace Jacob	NOR	12.48	13	1	0.96	3	11	1	3.33	4.29
				1.04	0.08			3.67	0.33		
65	HRISTOVA Mimi Nikolova	BUL	20.24	30	7	1.14	4	13	3	2.50	3.64
				1.48	0.35			3.25	0.75		
62	TKACH OSTAPCHUK Yulia	UKR	16.05	18	3	0.93	3	10	2	2.67	3.60
				1.12	0.19			3.33	0.67		
50	SELISHKA Miglena Georgieva	BUL	14.47	26	9	1.17	3	10	2	2.67	3.84
				1.80	0.62			3.33	0.67		
53	KALADZINSKAYA Vanesa	BLR	23.49	16	9	0.30	4	14	3	2.75	3.05
				0.68	0.38			3.50	0.75		

FORMULA

$$MSW = (WQ/minW - WQ/minL) + (CPW/NM - CPL/NM)$$

Legend:

MSW – Most Successful Wrestler (Index)

WQ/minW– Number WIN (+) points per 1 minute

WQ/minL – Number lost (-) points per 1 minute

CPW – Classification points WIN (+)

CPL – Classification points lost (-)

NM – Number matches

VII – REVIEW BY THREE BASIC VARIABLE AND THREE TYPES OF ANALYSIS / WW

32. WW - REVIEW POINTS STANDING AND PARTERRE: 1. ALL MATCHES, 2. FINAL MATCHES I-II AND III-V, 3. ALL MATCHES WINNERS

Table WW 50.

Sn	TECHNIQUES	% POINTS ALL MATCHES	% POINTS MEDAL MATCHES	% POINTS WINNER MATCHES
TECHNIQUES STANDING POSITION				
1	S-LEG ATTAK	18.0%	10.9%	20.7%
2	S-HIP TURNING THROW	5.4%	7.0%	8.0%
3	S-THROW SUPLEX	3.2%	3.1%	5.6%
4	S-FORWARD BENDING THR.	10.2%	13.2%	8.0%
5	S-TAKE DOWN	16.5%	17.1%	18.3%
6	S-COUNTER	2.6%	0.8%	2.4%
7	S-NEGAT. WRESTLING	0.4%	0.0%	0.0%
8	S-ACTIVITY TIME	5.2%	6.2%	2.4%
9	S-CHALLENGE	0.7%	1.6%	0.4%
10	S-STEP OUT	5.2%	4.7%	3.2%
11	S-CAUTION	1.1%	0.0%	0.4%
TECHNIQUES PARTERRE POSITION				
1	P-GUT WRENCH	7.9%	4.7%	11.2%
2	P-ANGLE LEG	4.5%	0.0%	9.6%
3	P-LIFTS	0.0%	0.0%	0.0%
4	P-TURN OVER	14.4%	20.2%	5.6%
5	P-COUNTER	4.0%	9.3%	4.4%
6	P-CHALLENGE	0.3%	0.4%	0.0%
7	P-CAUTION	7.9%	0.8%	0.0%

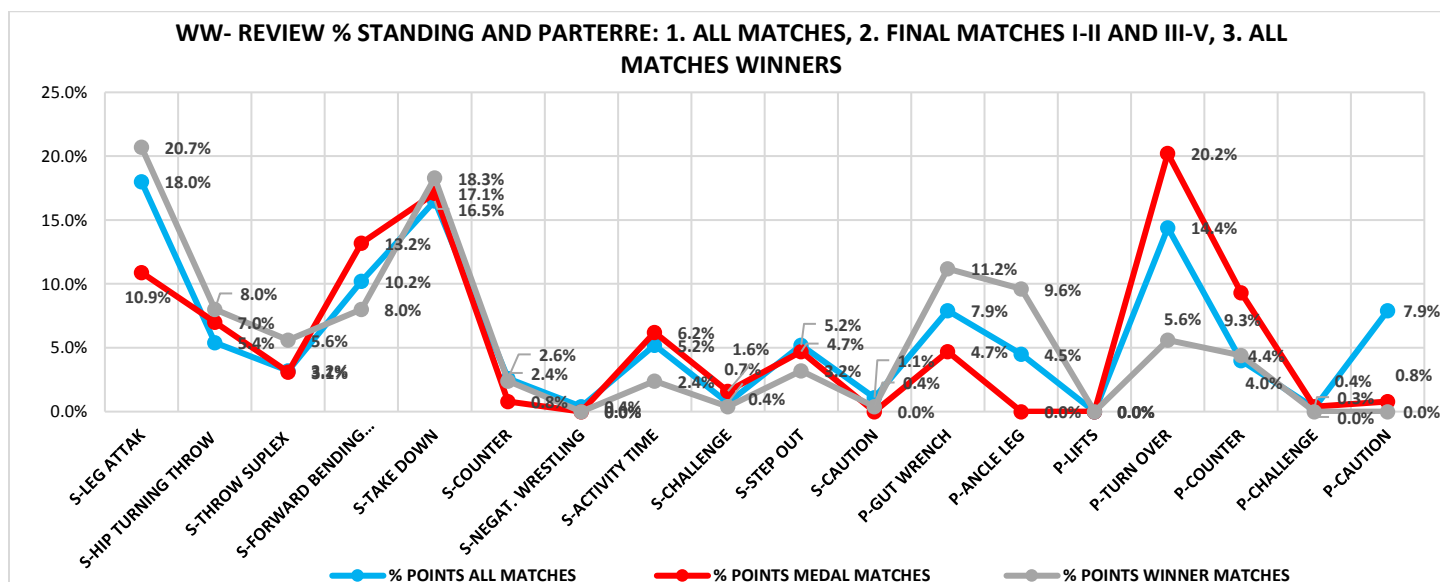
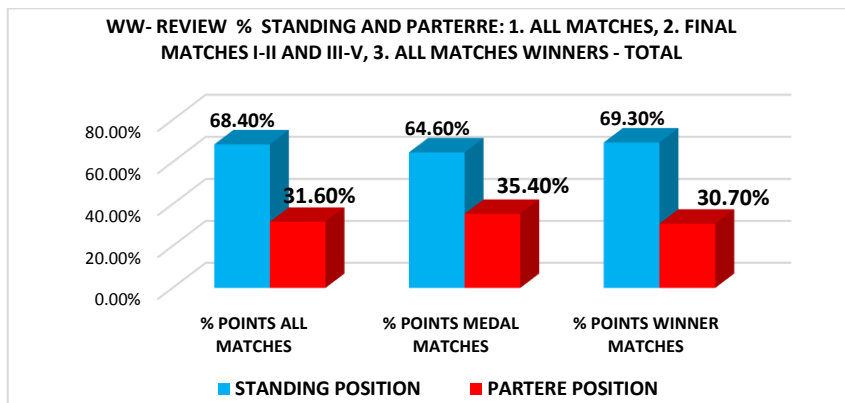


Table WW 51.

POSITION	% POINTS ALL MATCHES	% POINTS MEDAL MATCHES	% POINTS WINNER MATCHES
STANDING POSITION	68.4%	64.6%	69.3%
PARTERE POSITION	31.6%	35.4%	30.7%



33. WW - REVIEW TECHNICAL POINTS - OTHER POINTS: ALL MATCHES, 2. FINAL MATCHES I-II AND III-V, 3. ALL MATCHES WINNERS

Table WW 52.

Sn.	TTECHNIQUES	% POINTS ALL MATCHES	% POINTS MEDAL MATCHES	% POINTS WINNER MATCHES
TECHNICAL POINTS				
1	S-LEG ATTAK	18.0%	10.9%	20.7%
2	S-HIP TURNING THROW	5.4%	7.0%	8.0%
3	S-THROW SUPLEX	3.2%	3.1%	5.6%
4	S-FORWARD BENDING THROW	10.2%	13.2%	8.0%
5	S-TAKE DOWN	16.5%	17.1%	18.3%
6	S-COUNTER	2.6%	0.8%	2.4%
7	P-GUT WRENCH	7.9%	4.7%	11.2%
8	P-ANGLE LEG	4.5%	0.0%	9.6%
9	P-LIFTS	0.0%	0.0%	0.0%
10	P-TURN OVER	14.4%	20.2%	5.6%
11	P-COUNTER	4.0%	9.3%	4.4%
OTHER POINTS				
1	S-NEGAT. WRESTLING	0.4%	0.0%	0.0%
2	S-ACTIVITY TIME	5.2%	6.2%	2.4%
3	S-CHALLENGE	0.7%	1.6%	0.4%
4	S-STEP OUT	5.2%	4.7%	3.2%
5	S-CAUTION	1.1%	0.0%	0.4%
6	P-CHALLENGE	0.3%	0.4%	0.0%
7	P-CAUTION	0.5%	0.8%	0.0%

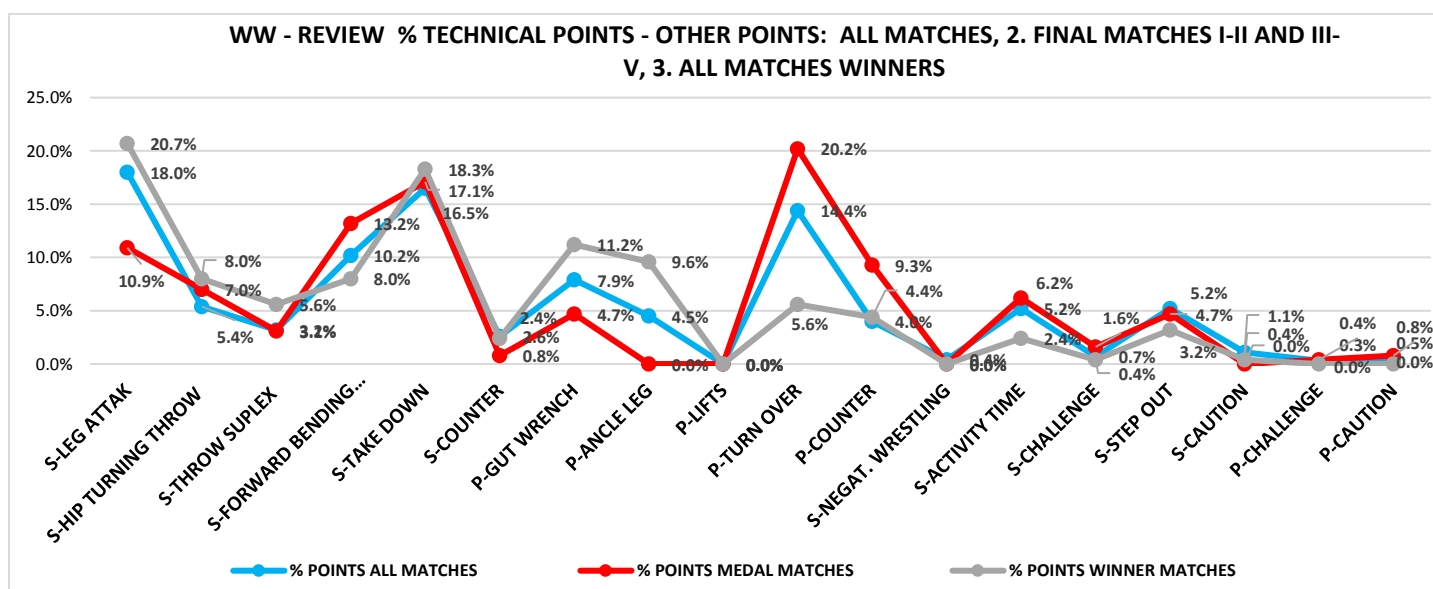
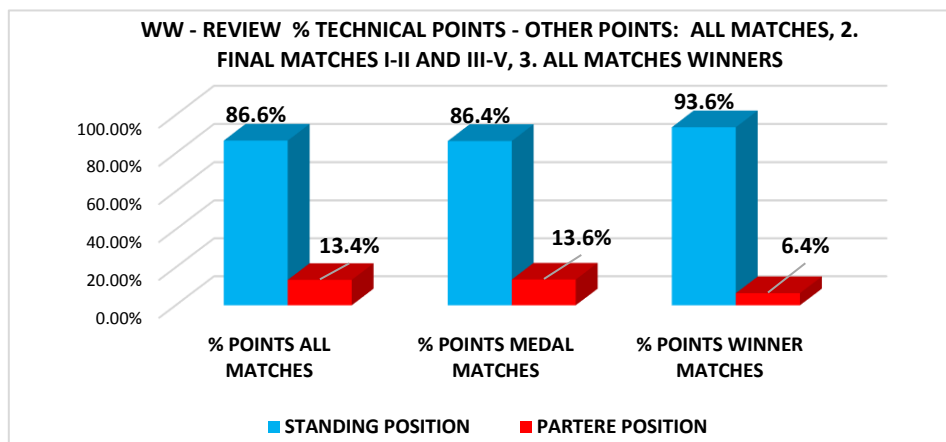


Table WW 53.

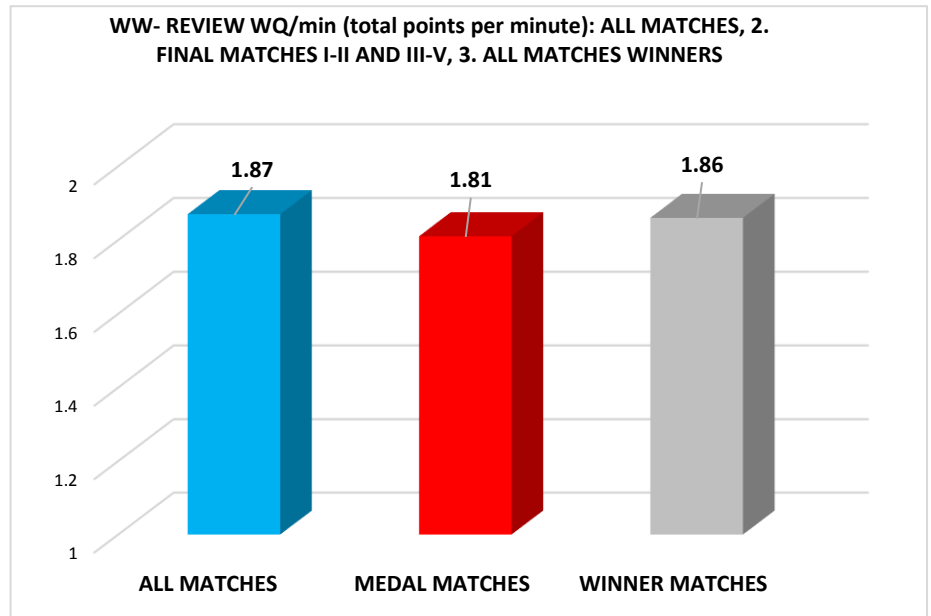
POSITION	ALL MATCHES	MEDAL MATCHES	WINNER MATCHES
TECHNICAL POINTS	86.6%	86.4%	93.6%
OTHER POINTS	13.4%	13.6%	6.4%



34. WW - REVIEW WQ/min (total points per minute): ALL MATCHES, 2. FINAL MATCHES I-II AND III-V, 3. ALL MATCHES WINNERS

Table WW 54.

Sn	TYPE MATCHES	WQ/min
1	ALL MATCHES	1.87
2	MEDAL MATCHES	1.81
3	WINNER MATCHES	1.86



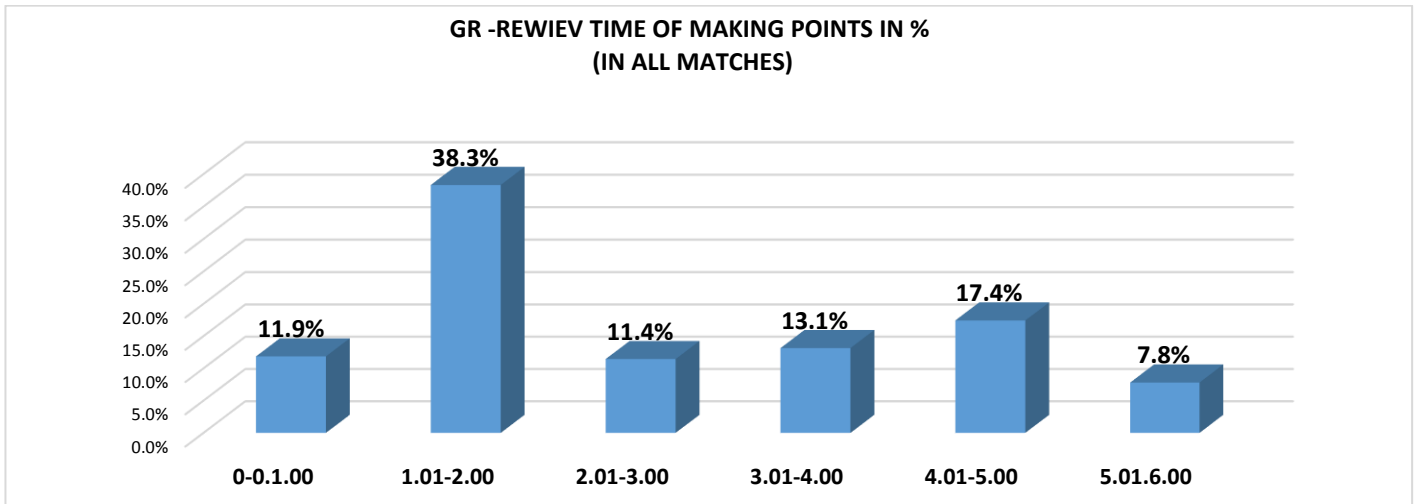
OTHER DATA

(111 – 119 pages)

A – REVIEW TIME OF MAKING POINTS (IN ALL MATCHES)

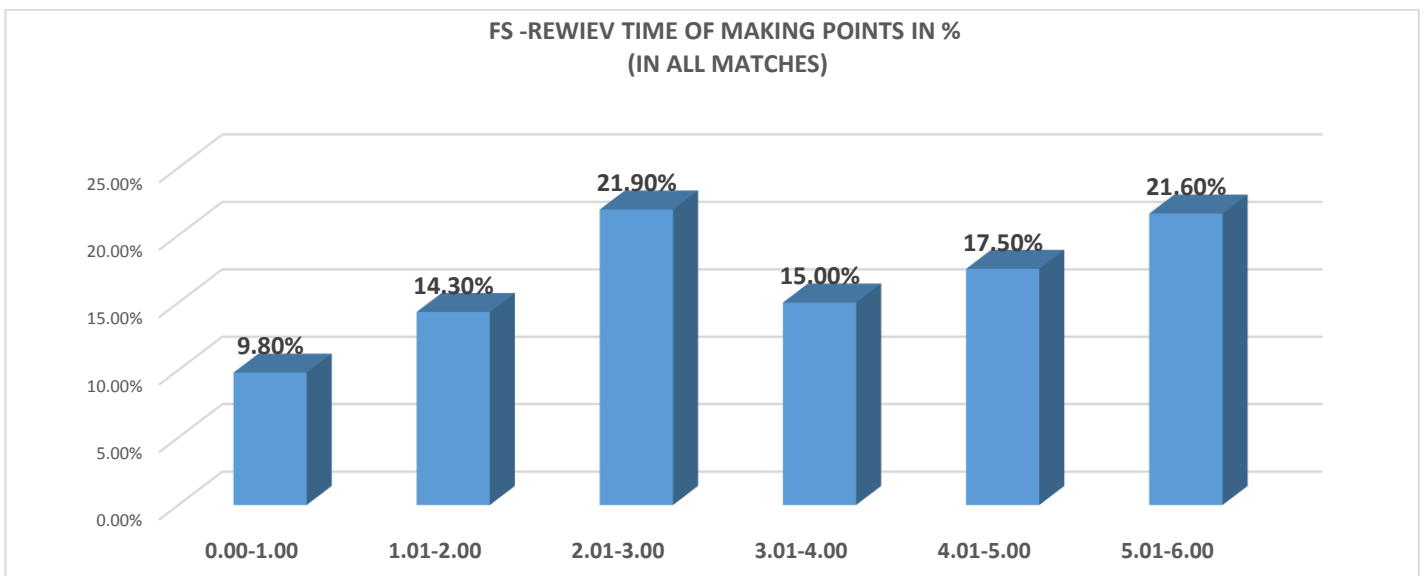
GR STYLE

	TIME PER MINUTES (sec)						TOTAL
	0.00-1.00	1.01-2.00	2.01-3.00	3.01-4.00	4.01-5.00	5.01-6.00	
Number points	202	653	195	224	297	133	1704
Percentage (%)	11.9%	38.3%	11.4%	13.1%	17.4%	7.8%	100.0%



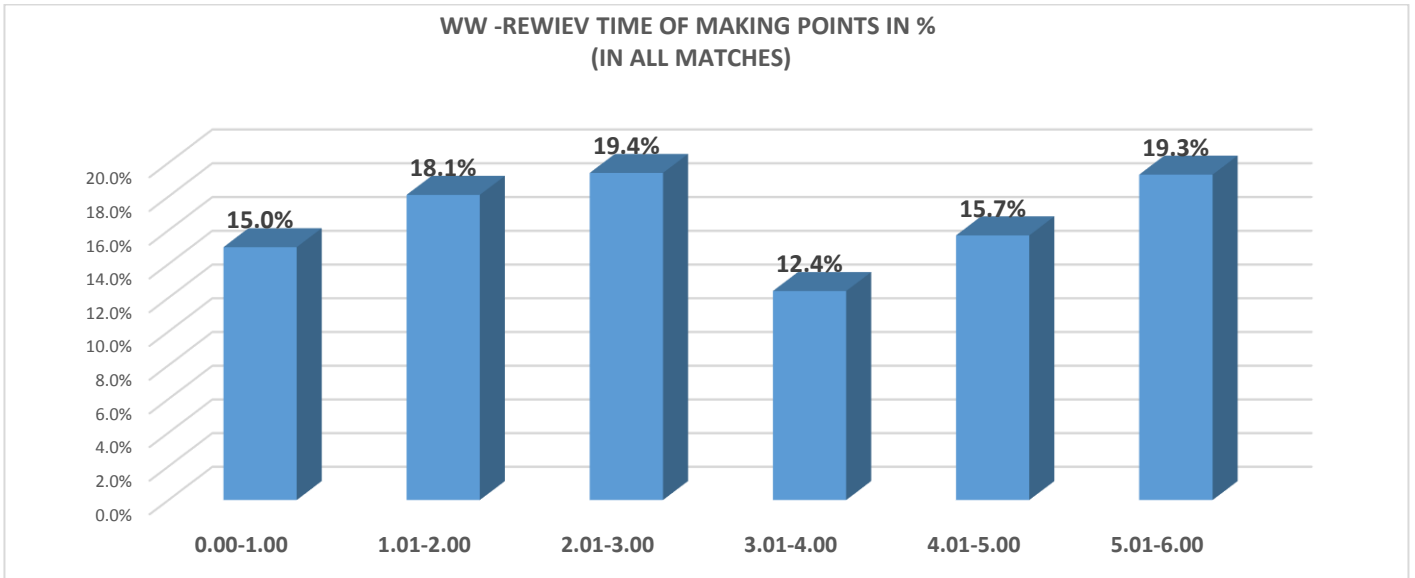
FS STYLE

Time	0.00-1.00	1.01-2.00	2.01-3.00	3.01-4.00	4.01-5.00	5.01-6.00	TOTAL
Number points	189	275	421	288	337	415	1925
Percentage (%)	9.8%	14.3%	21.9%	15.0%	17.5%	21.6%	100.0%



WW STYLE

Time	0.00-1.00	1.01-2.00	2.01-3.00	3.01-4.00	4.01-5.00	5.01-6.00	TOTAL
Number points	199	241	258	165	209	256	1328
Percentage (%)	15.0%	18.1%	19.4%	12.4%	15.7%	19.3%	100.0%



B – REVIEW OF THE RANKING WRESTLERS BY WRESTLING TECHNIQUES
(I – III place wrestlers per technics)

GR STYLE / BEST WRESTLERS PER TECHNIQUES

GUT WRENCH / GR				
Rkn.	Name and surname	NAT	Cat/kg	Points
1-2	ALEKSANYAN Artur	ARM	97	22
1-2	ETLINGER Dominik	CRO	72	22
3-5	ARABULI Levan	GEO	130	14
3-5	KAKHELASHVILI Nikoloz	ITA	97	14
3-5	LORINCZ Viktor	HUN	87	14

HIP TURNING THROW / GR				
Rkn.	Name and surname	NAT	Cat/kg	Points
1	ASLANYAN Karen	ARM	67	16
2-6	LABAZANOV Ibragim	RUS	63	8
2-6	TORBA Erik	HUN	63	8
2-6	RUSSO Ciro	ITA	82	8
2-6	TITA Florin	ROU	55	8

THROW SUPLEX / GR				
Rkn.	Name and surname	NAT	Cat/kg	Points
1	SULEYMANOV Sanan	AZE	77	8
2	ANTONIUK Andrii	UKR	82	6
3	NEHODA Maksim	BLR	63	4

FORWARD BENDING THROW / GR				
Rkn.	Name and surname	NAT	Cat/kg	Points
1-2	BABAYAN Edgar	POL	77	8
1-2	PREVOLARAKIS Georgios	GRE	77	8
3	KOMAROV Aleksandr Andreevitch	RUS	87	5

TAKE DOWN / GR				
Rkn.	Name and surname	NAT	Cat/kg	Points
1	STAEBLER Frank	GER	72	10
2-4	NOVIKOV Semen	UKR	87	8
2-4	KOURINNOI Bogdan	SWE	82	8
2-4	KABALOEV Vitalii	RUS	55	8

TURN OVER / GR				
Rkn.	Name and surname	NAT	Cat/kg	Points
1	LABAZANOV Ibragim	RUS	63	10
2-3	NIKOGHOSYAN Evrik	FRA	77	8
2-3	BILICI Rahman	TUR	63	8

LIFTS / GR				
Rkn.	Name and surname	NAT	Cat/kg	Points
1-2	NAZARYAN Armen	BUL	55	15
1-2	LOMADZE Iuri	GEO	72	15
3-6	STAEBLER Frank	GER	72	10
3-6	VANCZA Krisztian Istvan	HUN	67	10
3-6	GANIZADE Ulvu	AZE	72	10
3-6	BJURBERG KESSIDIS Alex Michel	SWE	77	10

COUNTRÉ / STANDING + PARTERRE / GR				
Rkn.	Name and surname	NAT	Cat/kg	Points
1	GOLOVIN Aleksandr	RUS	97	6
2-3	OZHAEV Shamil Letkaevitch	RUS	82	4
2-3	ARABULI Levan	GEO	130	4

FREE STYLE / BEST WRESTLERS PER TECHNIQUES

LEG ATTACK / FS				
Rkn.	Name and surname	NAT	Cat/kg	Points
1	ARUSHANIAN Erik	UKR	65	22
2	PETRIASHVILI Geno	GEO	125	18
3-4	SADULAEV Abdulrashid	RUS	97	16
3-4	DEMIRTAS Soner	TUR	74	16

HIP TURNING THROW / FS				
Rkn.	Name and surname	NAT	Cat/kg	Points
1	MTSITURI Irakli	GEO	92	12
2-4	MYKHAILOV VasyI	UKR	79	8
2-4	BOGOMOEV Aleksandr	RUS	61	8
2-4	MKHEYAN Gevorg	ARM	70	8

THROW SUPLEX / FS				
Rkn.	Name and surname	NAT	Cat/kg	Points
1	NUROV Magomedgadji	MKD	97	6
2	PAVLOV Denys	UKR	74	5
3	ATLI Suleyman	TUR	57	4

FORWARD BENDING THROW / FS				
Rkn.	Name and surname	NAT	Cat/kg	Points
1-2	SYKORA Jakub	SVK	74	8
1-2	ALI Dzhemal	BUL	79	8
3-4	SADULAEV Abdulrashid	RUS	97	6
3-4	MAHAMEDAU Amarahajy	BLR	92	6

TAKE DOWN / FS				
Rkn.	Name and surname	NAT	Cat/kg	Points
1	KARADENIZ Suleyman	TUR	92	14
2-3	KADZIMAHAMEDAU Mahamedkhabib	BLR	79	12
2-3	SARITOV Albert	ROU	97	12

GUT WRENCH / FS				
Rkn.	Name and surname	NAT	Cat/kg	Points
1	MAGOMEDOV Jamaladdin	AZE	125	16
2-4	MYKHAILOV VasyI	UKR	79	10
2-4	SAVA Mihail	MDA	70	10
2-4	BARAN Robert	POL	125	10

LIFTS / FS				
Rkn.	Name and surname	NAT	Cat/kg	Points
	/			

TURN OVER / FS				
Rkn.	Name and surname	NAT	Cat/kg	Points
1-3	KADZIMAHAMEDAU Mahamedkhabib	BLR	79	8
1-3	MKHEYAN Gevorg	ARM	70	8
1-3	MAGAMAEV Akhmed	BUL	86	8

ANCLE LEG / FS				
Rkn.	Name and surname	NAT	Cat/kg	Points
1	ALBOROV Aslanbek	AZE	92	14
2-4	PETRIASHVILI Geno	GEO	125	8
2-4	KHASHALOV Afgan	AZE	57	8
2-4	BORUTA Oleksii	UKR	70	8

COUNTRE / STANDING + PARTERRE / FS				
Rkn.	Name and surname	NAT	Cat/kg	Points
1-4	ARUSHANIAN Erik	UKR	65	6
1-4	MUSTAFAYEV Aghahuseyn	AZE	70	6
1-4	SHIRAEV Kurban	RUS	65	6
1-4	LEHR Horst	GER	57	6

WOMEN WRESTLING

LEG ATTACK / WW				
Rkn.	Name and surname	NAT	Cat/kg	Points
1	NICHITA Anastasia	MDA	59	12
2-4	VELIEVA Khanum	RUS	68	10
2-4	ROTTER FOCKEN Aline	GER	76	10
2-4	ADAR Yasemin	TUR	76	10

HIP TURNING THROW / WW				
Rkn.	Name and surname	NAT	Cat/kg	Points
1-2	VOROBEOVA Natalia	RUS	72	8
1-2	DOMIKAITYTE Danute	LTU	68	8
3	VELIEVA Khanum	RUS	68	4

THROW SUPLEX / WW				
Rkn.	Name and surname	NAT	Cat/kg	Points
1	SOLHEIM Iselin Maria	NOR	76	6
2-3	KHOROSHAVTSEVA Olga	RUS	55	5
2-3	BULLEN Grace Jacob	NOR	57	5

FORWARD BENDING THROW / WW				
Rkn.	Name and surname	NAT	Cat/kg	Points
1	KHOROSHAVTSEVA Olga	RUS	55	10
2-4	ADAR Yasemin	TUR	76	8
2-4	YUSEIN Taybe	BUL	62	8
2-4	OVCHAROVA Liubov	RUS	59	8

TAKE DOWN / WW				
Rkn.	Name and surname	NAT	Cat/kg	Points
1-2	VELIEVA Khanum	RUS	68	12
1-2	BLASZKA Jessica	NED	53	12
3	LINDBORG Sara Johana	SWE	57	10

GUT WRENCH / WW				
Rkn.	Name and surname	NAT	Cat/kg	Points
1-2	ORSHUSH Stalvira	RUS	53	8
1-2	PEREZ TOURINO Lydia	ESP	62	8
3-5	NICHITA Anastasia	MDA	59	6
3-5	SELISHKA Miglena	BUL	50	6
3-5	BUKINA Ekaterina	RUS	76	6

LIFTS / WW				
Rkn.	Name and surname	NAT	Cat/kg	Points
	/			

TURN OVER / WW				
Rkn.	Name and surname	NAT	Cat/kg	Points
1	DADASHEVA Milana	RUS	50	12
2-4	MATTSSON Sofia	SWE	55	10
2-4	STANKEVICH Kseniya	BLR	50	10
2-4	SIMONYAN Marina	RUS	57	10

ANCLE LACE / WW				
Rkn.	Name and surname	NAT	Cat/kg	Points
1	TKACH OSTAPCHUK Yuliia	UKR	62	8
2	KHOROSHAVTSEVA Olga	RUS	55	6
3	ROTTER FOCKEN Aline	GER	76	4

COUNTRÉ / STANDING + PARTERRE / WW				
Rkn.	Name and surname	NAT	Cat/kg	Points
1	NICHITA Anastasia	MDA	59	6
2	VELIEVA Khanum	RUS	68	5
3	MANOLOVA Elis	AZE	65	4