




UNITED WORLD  
**WRESTLING**

January 15 - 18, 2020  Italy • Rome

Seniors • FS, GR, WW

**Matteo Pellicone**

I TOURNAMENT RANKING SERIES / 2020.

***PERFORMANCE DATA ANALYSIS***

# **GR STYLE**

**(9 – 41 pages)**

# **FREE STYLE**

**(42 – 75 pages)**

# **WOMEN WRESTLING**

**(76 – 109 pages)**

# **OTHER DATA**

**(110 – 118 pages)**

## Contents

<b>GR - STYLE</b> .....	9
<b>I – GENERAL DATA /GR</b> .....	10
1. GR - ALL MATCHES / TOTAL POINTS PER TECHNICAL AND % (PERCENTAGE).....	10
2. GR - ALL MATCHES / TOTAL POINTS AND % (PERCENTAGE) – STANDING OR PARTERRE TECHNIQUES.....	10
3. GR - ALL MATCHES / TOTAL POINTS IN % (PERCENTAGE) – 1. TECHNICAL POINTS, 2. OTHER POINTS.....	11
4. GR - ALL MATCHES / TOTAL TECHNICAL POINTS - OTHER POINTS AND % (PERCENTAGE).....	11
5. GR – ALL MATCHES / WQ/min (total points per minute).....	11
<b>II - WEIGHT CATEGORY /GR,</b> .....	12
6. GR - WEIGHT CATEGORY / TOTAL POINTS PER CATEGORY - TECHNICAL POINTS AND % (PERCENTAGE).....	12
LIGHT CATEGORY.....	12
MIDDLE CATEGORY .....	13
HEAVY WEIGHT CATEGORY .....	14
7. GR - WEIGHT CATEGORY / REVIEW - TOTAL % (PERCENTAGE) ALL MATCHES – STANDING AND PARTERRE TECHNICAL.....	14
8. GR - WEIGHT CATEGORY / DIFFERENCE – % (PERCENTAGE) OF STANDING AND PARTERRE TECHNICAL .....	15
9. GR - WEIGHT CATEGORY / TOTAL POINTS PER CATEGORY AND % (PERCENTAGE)– 1. TECHNICAL POINTS, 2. OTHER POINTS.....	16
LIGHT CATEGORY.....	16
MIDDLE CATEGORY .....	17
HEAVY WEIGHT CATEGORY .....	18
10. GR - WEIGHT CATEGORY / REVIEW - TECHNICAL POINTS/OTHER POINTS (BY CATEGORY) .....	18
11. GR - WEIGHT CATEGORY / DIFFERENCE – TECHNICAL POINTS/OTHER POINTS (BY CATEGORY).....	19
12. GR - WQ/min (total points per minute) PER WEIGHT CATEGORY .....	19
<b>III – NATIONAL TEAMS /GR</b> .....	20
13. GR - NATIONAL TEAMS GENERAL DATA / IN NUMBER .....	20
14. GR - NATIONAL TEAMS GENERAL DATA / IN PERCENTAGE (%) .....	21
15. GR - NATIONAL TEAM - STATISTICS IN ALL MATCHES / WIN POINTS STANDING POSITION AND PARTERRE POSITION.....	26
16. GR - NATIONAL TEAM - STATISTICS IN ALL MATCHES / LOST POINTS STANDING POSITION AND PARTERRE POSITION.....	27
17. GR - NATIONAL TEAM - STATISTICS IN ALL MATCHES / WIN TECHNICAL POINTS AND OTHER POINTS .....	28
18. GR - NATIONAL TEAM - STATISTICS IN ALL MATCHES / LOST TECHNICAL POINTS AND OTHER POINTS .....	29
<b>IV – MEDAL MATCHES (I-II; III-V) /GR</b> .....	30
19. GR - MEDAL MATCHES (I-II; III-V) TOTAL POINTS AND % (PERCENTAGE) .....	30
20. GR - REVIEW / MEDAL MATCHES (I-II; III-V) POINTS % (PERCENTAGE) – STANDING AND PARTERRE TECHNICAL.....	31
21. GR - MEDAL MATCHES (I-II; III-V) / TOTAL TECHNICAL POINTS AND OTHER POINTS .....	31
22. GR - REVIEW / MEDAL MATCHES (I-II; III-V) TECHNICAL POINTS AND OTHER POINTS IN % (PERCENTAGE).....	32
23. GR - WQ/min (total points per minute) PER MEDAL MATCHES (I-II; III-V).....	32

V – ALL WINNERS WRESTLERS /GR.....	33
24. GR – ALL MATCHES WINNERS / TOTAL POINTS AND % (PERCENTAGE) IN ALL MATCHES WINNERS .....	33
25. GR - REVIEW / ALL MATCHES WINNERS: TOTAL POINTS AND % (PERCENTAGE) – STANDING AND PARTERRE TECHNICAL IN ALL MATCHES WINNERS .....	34
26. GR - ALL MATCHES WINNERS / TOTAL TECHNICAL POINTS AND OTHER POINTS IN ALL MATCHES WINNERS .....	34
27. GR - REVIEW / ALL MATCHES WINNERS: TOTAL TECHNICAL POINTS AND OTHER POINTS IN ALL MATCHES WINNERS	35
28. GR - WQ/min (total points per minute): ALL MATCHES WINNERS .....	35
VI – RANKING LIST - MOST SUCCESSFUL WRESTLERS CHAMPIONSHIP / GR .....	36
29. GR – ALL WINNERS WRESTLERS PER CATEGORY - WIN POINTS.....	36
30. GR – ALL WINNERS WRESTLERS PER CATEGORY - LOST POINTS.....	37
31. GR – MOST SUCCESSFUL WRESTLER (INDEX – MSW) .....	38
VII – REVIEW BY THREE BASIC VARIABLE AND THREE TYPES OF ANALYSIS / GR.....	39
32. GR - REVIEW POINTS STANDING AND PARTERRE: 1. ALL MATCHES, 2. FINAL MATCHES I-II AND III-V, 3. ALL MATCHES WINNERS .....	39
33. GR - REVIEW TECHNICAL POINTS - OTHER POINTS: ALL MATCHES, 2. FINAL MATCHES I-II AND III-V, 3. ALL MATCHES WINNERS .....	40
34. GR - REVIEW WQ/min (total points per minute): ALL MATCHES, 2. FINAL MATCHES I-II AND III-V, 3. ALL MATCHES WINNERS .....	41

<b>FREE STYLE</b> .....	42
<b>I – GENERAL DATA /FS,</b> .....	43
1. FS - ALL MATCHES / TOTAL POINTS PER TECHNICAL AND % (PERCENTAGE).....	43
2. FS - ALL MATCHES / TOTAL POINTS AND % (PERCENTAGE) – STANDING OR PARTERRE TECHNIQUES.....	43
3. FS - ALL MATCHES / TOTAL POINTS IN % (PERCENTAGE) – 1. TECHNICAL POINTS, 2. OTHER POINTS.....	44
4. FS - ALL MATCHES / TOTAL TECHNICAL POINTS - OTHER POINTS AND % (PERCENTAGE).....	44
5. FS – ALL MATCHES / WQ/min (total points per minute).....	44
<b>II - WEIGHT CATEGORY /FS,</b> .....	45
6. FS - WEIGHT CATEGORY / TOTAL POINTS PER CATEGORY - TECHNICAL POINTS AND % (PERCENTAGE) .....	45
LIGHT CATEGORY.....	45
MIDDLE CATEGORY .....	46
HEAVYWEIGHT CATEGORY.....	47
7. FS - WEIGHT CATEGORY / REVIEW - TOTAL % (PERCENTAGE) ALL MATCHES – STANDING AND PARTERRE TECHNICAL	48
8. FS - WEIGHT CATEGORY / DIFFERENCE – % (PERCENTAGE) OF STANDING AND PARTERRE TECHNICAL .....	48
9. FS - WEIGHT CATEGORY/TOTAL POINTS PER CATEGORY AND % (PERCENTAGE)–1. TECHNICAL POINTS, 2. OTHER POINTS .....	49
LIGHT CATEGORY.....	49
MIDDLE CATEGORY .....	50
HEAVY WEIGHT CATEGORY .....	51
10. FS - WEIGHT CATEGORY / REVIEW - TECHNICAL POINTS/OTHER POINTS (BY CATEGORY) .....	52
11. FS - WEIGHT CATEGORY / DIFFERENCE – TECHNICAL POINTS/OTHER POINTS (BY CATEGORY).....	52
12. FS - WQ/min (total points per minute) PER WEIGHT CATEGORY .....	53
<b>III – NATIONAL TEAMS /FS</b> .....	54
13. FS - NATIONAL TEAMS GENERAL DATA / IN NUMBER .....	54
14. FS - NATIONAL TEAMS GENERAL DATA / IN PERCENTAGE (%) .....	55
15. FS - NATIONAL TEAM - STATISTICS IN ALL MATCHES / WIN POINTS STANDING POSITION AND PARTERRE POSITION	60
16. FS - NATIONAL TEAM - STATISTICS IN ALL MATCHES / LOST POINTS STANDING POSITION AND PARTERRE POSITION	61
17. FS - NATIONAL TEAM - STATISTICS IN ALL MATCHES / WIN TECHNICAL POINTS AND OTHER POINTS .....	62
18. FS - NATIONAL TEAM - STATISTICS IN ALL MATCHES / LOST TECHNICAL POINTS AND OTHER POINTS .....	63
<b>IV – MEDAL MATCHES (I-II; III-V) /FS</b> .....	64
19. FS - MEDAL MATCHES (I-II; III-V) TOTAL POINTS AND % (PERCENTAGE) .....	64
20. FS - REVIEW / MEDAL MATCHES (I-II; III-V) POINTS AND % (PERCENTAGE) – STANDING AND PARTERRE TECHNICAL	65
21. FS - MEDAL MATCHES (I-II; III-V) / TOTAL TECHNICAL POINTS AND OTHER POINTS .....	65
22. FS - REVIEW / MEDAL MATCHES (I-II; III-V) TECHNICAL POINTS AND OTHER POINTS IN % (PERCENTAGE).....	66
23. FS - WQ/min (total points per minute) PER MEDAL MATCHES (I-II; III-V).....	66
<b>V – ALL WINNERS WRESTLERS /FS</b> .....	67
24. FS – ALL MATCHES WINNERS / TOTAL POINTS AND % (PERCENTAGE) IN ALL MATCHES WINNER .....	67

25. FS - REVIEW / ALL MATCHES WINNERS: TOTAL POINTS AND % (PERCENTAGE) – STANDING AND PARTERRE TECHNICAL IN ALL MATCHES WINNERS .....	68
26. FS - ALL MATCHES WINNERS / TOTAL TECHNICAL POINTS AND OTHER POINTS IN ALL MATCHES WINNERS .....	68
27. FS - REVIEW / ALL MATCHES WINNERS: TOTAL TECHNICAL POINTS AND OTHER POINTS IN ALL MATCHES WINNERS	69
28. FS - WQ/min (total points per minute): ALL MATCHES WINNERS .....	69
<b>VI – RANKING LIST - MOST SUCCESSFUL WRESTLERS CHAMPIONSHIP /FS .....</b>	<b>70</b>
29. FS – ALL WINNERS WRESTLERS PER CATEGORY - WIN POINTS.....	70
30. FS – ALL WINNERS WRESTLERS PER CATEGORY - LOST POINTS.....	71
31. FS – MOST SUCCESSFUL WRESTLER (INDEX – MSW) .....	72
<b>VII – REVIEW BY THREE BASIC VARIABLE AND THREE TYPES OF ANALYSIS / WW .....</b>	<b>73</b>
32. FS - REVIEW POINTS STANDING AND PARTERRE: 1. ALL MATCHES, 2. FINAL MATCHES I-II AND III-V, 3. ALL MATCHES WINNERS .....	73
33. FS - REVIEW TECHNICAL POINTS - OTHER POINTS: ALL MATCHES, 2. FINAL MATCHES I-II AND III-V, 3. ALL MATCHES WINNERS .....	74
34. FS - REVIEW WQ/min (total points per minute): ALL MATCHES, 2. FINAL MATCHES I-II AND III-V, 3. ALL MATCHES WINNERS .....	75

<b>WOMEN WRESTLING</b> .....	76
<b>I – GENERAL DATA /WW,</b> .....	77
1. WW - ALL MATCHES / TOTAL POINTS PER TECHNICAL AND % (PERCENTAGE) .....	77
2. WW - ALL MATCHES / TOTAL POINTS AND % (PERCENTAGE) – STANDING OR PARTERRE TECHNIQUES .....	77
3. WW - ALL MATCHES / TOTAL POINTS IN % (PERCENTAGE) – 1. TECHNICAL POINTS, 2. OTHER POINTS .....	78
4. WW - ALL MATCHES / TOTAL TECHNICAL POINTS - OTHER POINTS AND % (PERCENTAGE) .....	78
5. WW – ALL MATCHES / WQ/min (total points per minute) .....	78
<b>II - WEIGHT CATEGORY /WW,</b> .....	79
6. WW - WEIGHT CATEGORY / TOTAL POINTS PER CATEGORY - TECHNICAL POINTS AND % (PERCENTAGE) .....	79
LIGHT CATEGORY.....	79
MIDDLE CATEGORY .....	80
HEAVY WEIGHT CATEGORY .....	81
7. WW - WEIGHT CATEGORY / REVIEW - TOTAL % (PERCENTAGE) ALL MATCHES – STANDING AND PARTERRE TECHNICAL	82
8. WW - WEIGHT CATEGORY / DIFFERENCE – % (PERCENTAGE) OF STANDING AND PARTERRE TECHNICAL.....	82
9. WW - WEIGHT CATEGORY / TOTAL POINTS PER CATEGORY AND % (PERCENTAGE)– 1. TECHNICAL POINTS, 2. OTHER POINTS.....	83
LIGHT CATEGORY.....	83
MIDDLE CATEGORY .....	84
HEAVY WEIGHT CATEGORY .....	85
10. WW - WEIGHT CATEGORY / REVIEW - TECHNICAL POINTS/OTHER POINTS (BY CATEGORY).....	86
11. WW - WEIGHT CATEGORY / DIFFERENCE – TECHNICAL POINTS/OTHER POINTS (BY CATEGORY) .....	86
12. WW - WQ/min (total points per minute) PER WEIGHT CATEGORY .....	87
<b>III – NATIONAL TEAMS / WW</b> .....	88
13. WW - NATIONAL TEAMS GENERAL DATA / IN NUMBER.....	88
14. WW - NATIONAL TEAMS GENERAL DATA / IN PERCENTAGE (%).....	89
15. WW - NATIONAL TEAM - STATISTICS IN ALL MATCHES / WIN POINTS STANDING POSITION AND PARTERRE POSITION	94
16. WW - NATIONAL TEAM - STATISTICS IN ALL MATCHES / LOST POINTS STANDING POSITION AND PARTERRE POSITION	95
17. WW - NATIONAL TEAM - STATISTICS IN ALL MATCHES / WIN TECHNICAL POINTS AND OTHER POINTS.....	96
18. WW - NATIONAL TEAM - STATISTICS IN ALL MATCHES / LOST TECHNICAL POINTS AND OTHER POINTS.....	97
<b>IV – MEDAL MATCHES (I-II; III-V) /WW</b> .....	98
19. WW - MEDAL MATCHES (I-II; III-V) TOTAL POINTS AND % (PERCENTAGE).....	98
20. WW - REVIEW / MEDAL MATCHES (I-II; III-V) POINTS % (PERCENTAGE) – STANDING AND PARTERRE TECHNICAL ....	99
21. WW - MEDAL MATCHES (I-II; III-V) / TOTAL TECHNICAL POINTS AND OTHER POINTS.....	99
22. WW - REVIEW / MEDAL MATCHES (I-II; III-V) TECHNICAL POINTS AND OTHER POINTS IN % (PERCENTAGE) .....	100
23. WW - WQ/min (total points per minute) PER MEDAL MATCHES (I-II; III-V) / ALL MATCHES .....	100
<b>V – ALL WINNERS WRESTLERS /FS</b> .....	101
24. WW – ALL MATCHES WINNERS / TOTAL POINTS AND % (PERCENTAGE) IN ALL MATCHES WINNERS.....	101

25. WW - REVIEW / ALL MATCHES WINNERS: TOTAL POINTS AND % (PERCENTAGE) – STANDING AND PARTERRE TECHNICAL IN ALL MATCHES WINNERS .....	102
26. WW - ALL MATCHES WINNERS / TOTAL TECHNICAL POINTS AND OTHER POINTS IN ALL MATCHES WINNERS .....	102
27. WW - REVIEW / ALL MATCHES WINNERS: TOTAL TECHNICAL POINTS AND OTHER POINTS IN ALL MATCHES WINNERS	103
28. WW - WQ/min (total points per minute): ALL MATCHES WINNERS .....	103
VI – RANKING LIST - MOST SUCCESSFUL WRESTLER CHAMPIONSHIP /WW.....	104
30. WW – ALL WINNERS WRESTLERS PER CATEGORY - LOST POINTS .....	105
31. WW – MOST SUCCESSFUL WRESTLER (INDEX – MSW).....	106
VII – REVIEW BY THREE BASIC VARIABLE AND THREE TYPES OF ANALYSIS / WW .....	107
32. WW - REVIEW POINTS STANDING AND PARTERRE: 1. ALL MATCHES, 2. FINAL MATCHES I-II AND III-V, 3. ALL MATCHES WINNERS .....	107
33. WW - REVIEW TECHNICAL POINTS - OTHER POINTS: ALL MATCHES, 2. FINAL MATCHES I-II AND III-V, 3. ALL MATCHES WINNERS .....	108
34. WW - REVIEW WQ/min (total points per minute): ALL MATCHES, 2. FINAL MATCHES I-II AND III-V, 3. ALL MATCHES WINNERS .....	109
A – REVIEW TIME OF MAKING POINTS (IN ALL MATCHES).....	111
B – REVIEW OF THE RANKING WRESTLERS BY WRESTLING TECHNIQUES .....	113
GR STYLE / BEST WRESTLERS PER TECHNIQUES.....	113
FREE STYLE / BEST WRESTLERS PER TECHNIQUES .....	115
WOMEN WRESTLING.....	117



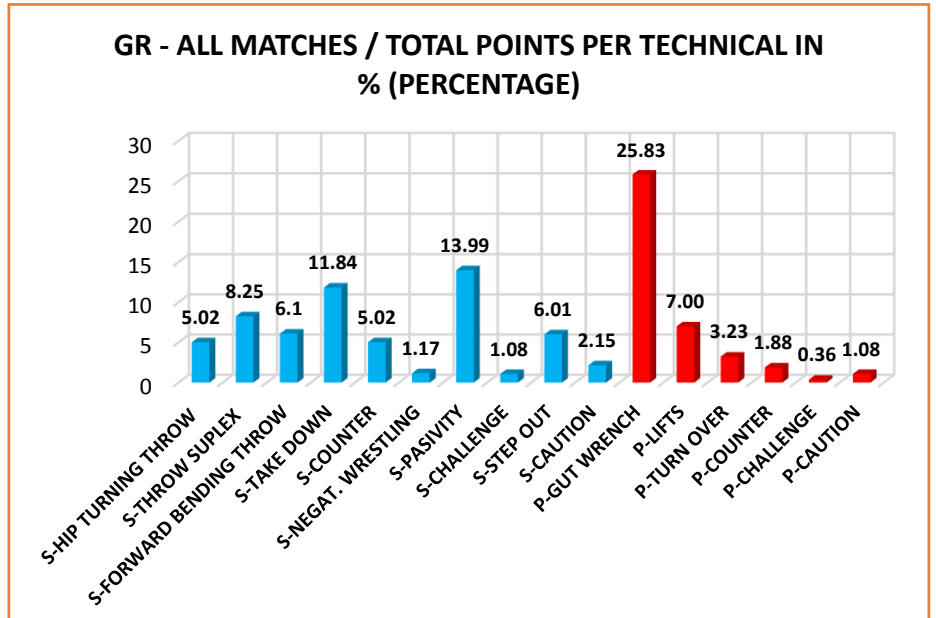
# GR - STYLE

# I – GENERAL DATA /GR

## 1. GR - ALL MATCHES / TOTAL POINTS PER TECHNICAL AND % (PERCENTAGE)

Table -GR 1.

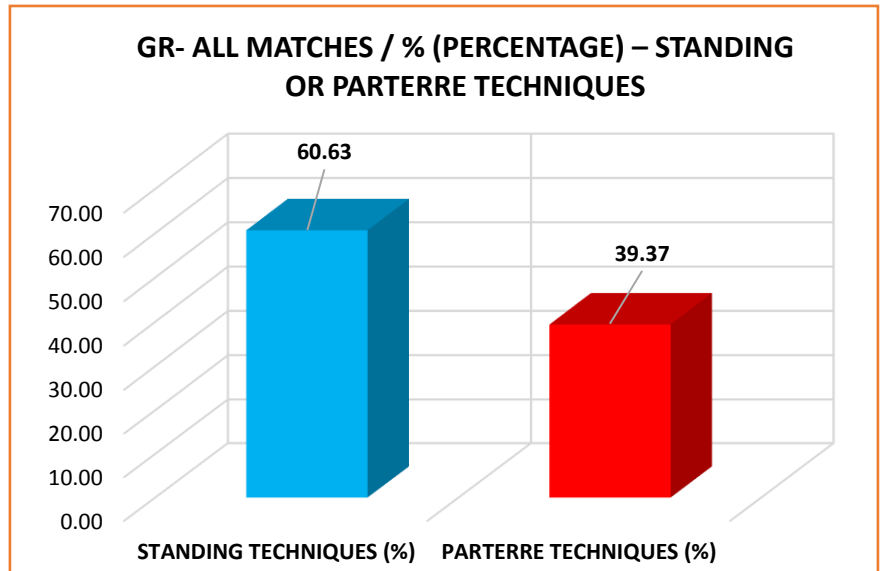
Sn	WRESTLING TECHNIQUES	POINTS	%
<b>STANDING POSITION</b>			
1	S-HIP TURNING THROW	56	5.02
2	S-THROW SUPLEX	92	8.25
3	S-FORWARD BENDING THR.	68	6.10
4	S-TAKE DOWN	132	11.84
5	S-COUNTER	56	5.02
6	S-NEGAT. WRESTLING	13	1.17
7	S-PASIVITY	156	13.99
8	S-CHALLENGE	12	1.08
9	S-STEP OUT	67	6.01
10	S-CAUTION	24	2.15
<b>TOTAL =</b>		<b>676</b>	<b>60.63</b>
<b>PARTERRE POSITION</b>			
1	P-GUT WRENCH	288	25.83
2	P-LIFTS	78	7.00
3	P-TURN OVER	36	3.23
4	P-COUNTER	21	1.88
5	P-CHALLENGE	4	0.36
6	P-CAUTION	12	1.08
<b>TOTAL =</b>		<b>439</b>	<b>39.37</b>
<b>ALL TOTAL =</b>		<b>1115</b>	<b>100.0</b>



## 2. GR - ALL MATCHES / TOTAL POINTS AND % (PERCENTAGE) – STANDING OR PARTERRE TECHNIQUES

Table GR - 2.

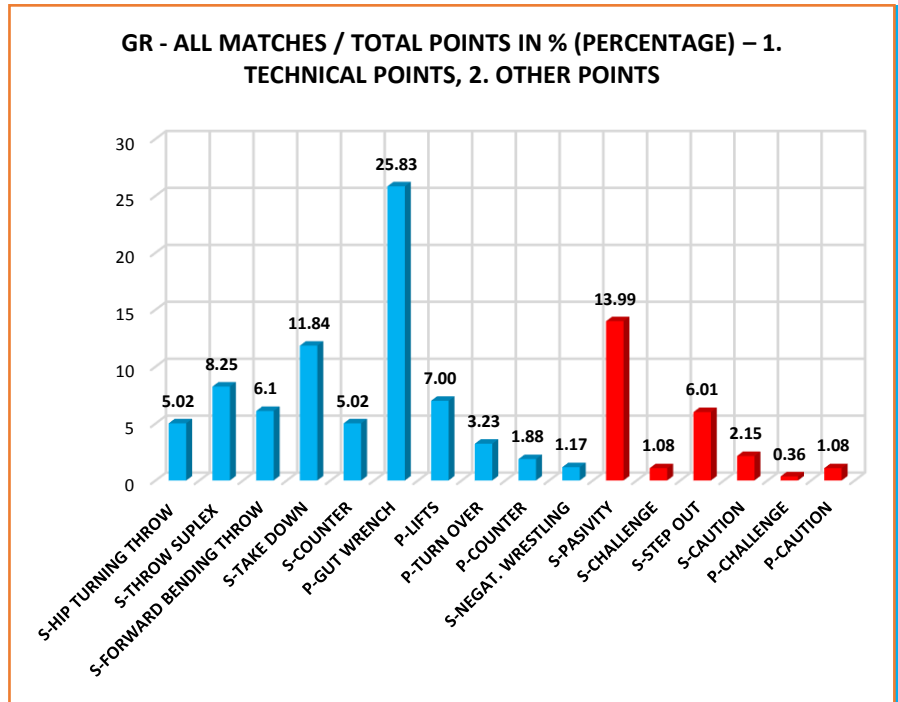
Sn.	POSITION	No. points	% points
1	<b>STANDING TECHNIQUES</b>	676	<b>60.63 %</b>
2	<b>PARTERRE TECHNIQUES</b>	439	<b>39.37 %</b>
<b>TOTAL =</b>		<b>1.115</b>	<b>100.00</b>



### 3. GR - ALL MATCHES / TOTAL POINTS IN % (PERCENTAGE) – 1. TECHNICAL POINTS, 2. OTHER POINTS

Table GR - 3.

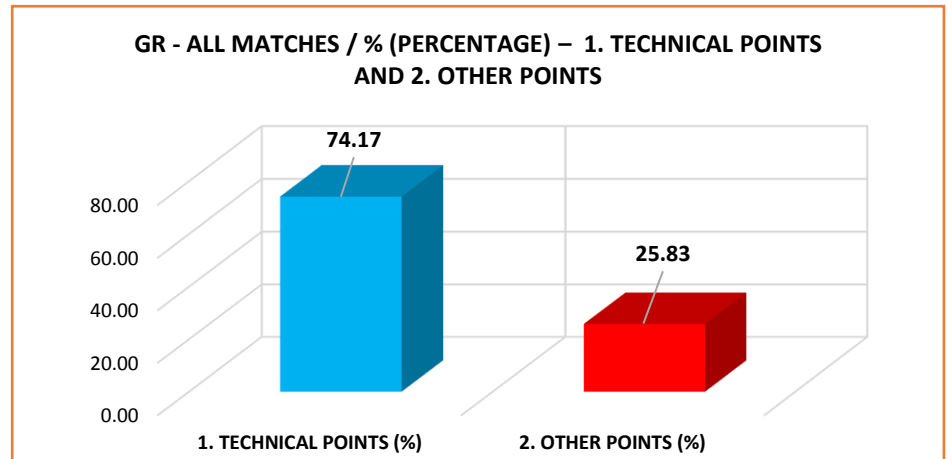
Sn	WRESTLING TECHNIQUES	POIN.	%
<b>1. TECHNICAL POINTS</b>			
1	S-HIP TURNING THROW	56	5,02
2	S-THROW SUPLEX	92	8,25
3	S-FORWARD BENDING THROW	68	6,10
4	S-TAKE DOWN	132	11,84
5	S-COUNTER	56	5,02
6	P-GUT WRENCH	288	25,83
7	P-LIFTS	78	7,00
8	P-TURN OVER	36	3,23
9	P-COUNTER	21	1,88
<b>TOTAL =</b>		<b>827</b>	<b>74.17</b>
<b>2. OTHER POINTS</b>			
1	S-NEGAT. WRESTLING	13	1,17
2	S-PASIVITY	156	13,99
3	S-CHALLENGE	12	1,08
4	S-STEP OUT	67	6,01
5	S-CAUTION	24	2,15
6	P-CHALLENGE	4	0,36
7	P-CAUTION	12	1,08
<b>TOTAL =</b>		<b>288</b>	<b>25.83</b>
<b>ALL TOTAL =</b>		<b>1115</b>	<b>100,0</b>



### 4. GR - ALL MATCHES / TOTAL TECHNICAL POINTS - OTHER POINTS AND % (PERCENTAGE)

Table GR 4.

Sn.	TYPE OF POINTS	No. points	%
1	<b>TECHNICAL POINTS</b>	827	<b>74.17</b>
2	<b>OTHER POINTS</b>	288	<b>25.83</b>
<b>TOTAL =</b>		<b>1.115</b>	<b>100.00</b>



### 5. GR – ALL MATCHES / WQ/min (total points per minute)

Table GR - 5.

<b>WQ/min (total points per minute) for all matches =</b>	<b>1.70</b> points per minute
---	-------------------------------

## II - WEIGHT CATEGORY /GR,

### 6. GR - WEIGHT CATEGORY / TOTAL POINTS PER CATEGORY - TECHNICAL POINTS AND % (PERCENTAGE)

#### LIGHT CATEGORY

Table GR 6.

GR / 55 kg			
Sn	WRESTLING TECHNIQUES	POINTS	%
<b>STANDING POSITION</b>			
1	S-HIP TURNING THROW	4	6.78
2	S-THROW SUPLEX	8	13.56
3	S-FORWARD BENDING THROW	4	6.78
4	S-TAKE DOWN	6	10.17
5	S-COUNTER	2	3.39
6	S-NEGAT. WRESTLING	0	0.00
7	S-PASIVITY	5	8.47
8	S-CHALLENGE	1	1.69
9	S-STEP OUT	1	1.69
10	S-CAUTION	2	3.39
<b>TOTAL =</b>		<b>33</b>	<b>52.73</b>
<b>PARTERRE POSITION</b>			
1	P-GUT WRENCH	12	20.34
2	P-LIFTS	8	13.56
3	P-TURN OVER	0	0.00
4	P-COUNTER	2	3.39
5	P-CHALLENGE	0	0.00
6	P-CAUTION	4	6.78
<b>TOTAL =</b>		<b>26</b>	<b>47.27</b>
<b>ALL TOTAL =</b>		<b>59</b>	<b>100.0</b>
<b>TIME =</b>		<b>22.56</b>	
<b>WQ/min =</b>		<b>2.62</b>	

Table GR 7.

GR / 60 kg			
Sn	WRESTLING TECHNIQUES	POINTS	%
<b>STANDING POSITION</b>			
1	S-HIP TURNING THROW	8	6.90
2	S-THROW SUPLEX	14	12.07
3	S-FORWARD BENDING THROW	8	6.90
4	S-TAKE DOWN	6	5.17
5	S-COUNTER	0	0.00
6	S-NEGAT. WRESTLING	2	1.72
7	S-PASIVITY	15	12.93
8	S-CHALLENGE	0	0.00
9	S-STEP OUT	3	2.59
10	S-CAUTION	2	1.72
<b>TOTAL =</b>		<b>58</b>	<b>50.00</b>
<b>PARTERRE POSITION</b>			
1	P-GUT WRENCH	50	43.10
2	P-LIFTS	4	3.45
3	P-TURN OVER	2	1.72
4	P-COUNTER	2	1.72
5	P-CHALLENGE	0	0.00
6	P-CAUTION	0	0.00
<b>TOTAL =</b>		<b>58</b>	<b>50.00</b>
<b>ALL TOTAL =</b>		<b>116</b>	<b>100.0</b>
<b>TIME =</b>		<b>51.51</b>	
<b>WQ/min =</b>		<b>2.25</b>	

Table GR 8.

GR / 63 kg			
Sn	WRESTLING TECHNIQUES	POINTS	%
<b>STANDING POSITION</b>			
1	S-HIP TURNING THROW	6	6.67
2	S-THROW SUPLEX	4	4.44
3	S-FORWARD BENDING THROW	14	15.56
4	S-TAKE DOWN	12	13.33
5	S-COUNTER	2	2.22
6	S-NEGAT. WRESTLING	2	2.22
7	S-PASIVITY	8	8.89
8	S-CHALLENGE	1	1.11
9	S-STEP OUT	2	2.22
10	S-CAUTION	0	0.00
<b>TOTAL =</b>		<b>51</b>	<b>56.67</b>
<b>PARTERRE POSITION</b>			
1	P-GUT WRENCH	16	17.78
2	P-LIFTS	4	4.44
3	P-TURN OVER	16	17.78
4	P-COUNTER	0	0.00
5	P-CHALLENGE	1	1.11
6	P-CAUTION	2	2.22
<b>TOTAL =</b>		<b>39</b>	<b>43.33</b>
<b>ALL TOTAL =</b>		<b>90</b>	<b>100.0</b>
<b>TIME =</b>		<b>32.80</b>	
<b>WQ/min =</b>		<b>2.74</b>	

Table GR 9.

GR / 67 kg			
Sn	WRESTLING TECHNIQUES	POINTS	%
<b>STANDING POSITION</b>			
1	S-HIP TURNING THROW	8	6.25
2	S-THROW SUPLEX	14	10.94
3	S-FORWARD BENDING THROW	4	3.13
4	S-TAKE DOWN	20	15.63
5	S-COUNTER	6	4.69
6	S-NEGAT. WRESTLING	4	3.13
7	S-PASIVITY	17	13.28
8	S-CHALLENGE	1	0.78
9	S-STEP OUT	4	3.13
10	S-CAUTION	2	1.56
<b>TOTAL =</b>		<b>80</b>	<b>62.50</b>
<b>PARTERRE POSITION</b>			
1	P-GUT WRENCH	44	34.38
2	P-LIFTS	4	3.13
3	P-TURN OVER	0	0.00
4	P-COUNTER	0	0.00
5	P-CHALLENGE	0	0.00
6	P-CAUTION	0	0.00
<b>TOTAL =</b>		<b>48</b>	<b>37.50</b>
<b>ALL TOTAL =</b>		<b>128</b>	<b>100.0</b>
<b>TIME =</b>		<b>61.11</b>	
<b>WQ/min =</b>		<b>2.09</b>	

MIDDLE CATEGORY

Table GR 10.

GR / 72 kg			
Sn	WRESTLING TECHNIQUES	POINTS	%
<b>STANDING POSITION</b>			
1	S-HIP TURNING THROW	4	5.97
2	S-THROW SUPLEX	6	8.96
3	S-FORWARD BENDING THROW	4	5.97
4	S-TAKE DOWN	8	11.94
5	S-COUNTER	0	0.00
6	S-NEGAT. WRESTLING	0	0.00
7	S-PASIVITY	10	14.93
8	S-CHALLENGE	2	2.99
9	S-STEP OUT	3	4.48
10	S-CAUTION	2	2.99
<b>TOTAL =</b>		<b>39</b>	<b>58.21</b>
<b>PARTERRE POSITION</b>			
1	P-GUT WRENCH	12	17.91
2	P-LIFTS	14	20.90
3	P-TURN OVER	0	0.00
4	P-COUNTER	2	2.99
5	P-CHALLENGE	0	0.00
6	P-CAUTION	0	0.00
<b>TOTAL =</b>		<b>28</b>	<b>41.79</b>
<b>ALL TOTAL =</b>		<b>67</b>	<b>100.0</b>
<b>TIME =</b>		<b>42.00</b>	
<b>WQ/min =</b>		<b>1.60</b>	

Table GR 11.

GR / 77 kg			
Sn	WRESTLING TECHNIQUES	POINTS	%
<b>STANDING POSITION</b>			
1	S-HIP TURNING THROW	10	6.90
2	S-THROW SUPLEX	16	11.03
3	S-FORWARD BENDING THROW	16	11.03
4	S-TAKE DOWN	18	12.41
5	S-COUNTER	6	4.14
6	S-NEGAT. WRESTLING	0	0.00
7	S-PASIVITY	22	15.17
8	S-CHALLENGE	2	1.38
9	S-STEP OUT	12	8.28
10	S-CAUTION	8	5.52
<b>TOTAL =</b>		<b>110</b>	<b>75.86</b>
<b>PARTERRE POSITION</b>			
1	P-GUT WRENCH	20	13.79
2	P-LIFTS	12	8.28
3	P-TURN OVER	2	1.38
4	P-COUNTER	1	0.69
5	P-CHALLENGE	0	0.00
6	P-CAUTION	0	0.00
<b>TOTAL =</b>		<b>35</b>	<b>24.14</b>
<b>ALL TOTAL =</b>		<b>145</b>	<b>100.0</b>
<b>TIME =</b>		<b>97.72</b>	
<b>WQ/min =</b>		<b>1.48</b>	

Table GR 12.

GR / 82 kg			
Sn	WRESTLING TECHNIQUES	POINTS	%
<b>STANDING POSITION</b>			
1	S-HIP TURNING THROW	4	3.15
2	S-THROW SUPLEX	8	6.30
3	S-FORWARD BENDING THROW	8	6.30
4	S-TAKE DOWN	18	14.17
5	S-COUNTER	6	4.72
6	S-NEGAT. WRESTLING	0	0.00
7	S-PASIVITY	10	7.87
8	S-CHALLENGE	2	1.57
9	S-STEP OUT	11	8.66
10	S-CAUTION	6	4.72
<b>TOTAL =</b>		<b>73</b>	<b>57.48</b>
<b>PARTERRE POSITION</b>			
1	P-GUT WRENCH	26	20.47
2	P-LIFTS	12	9.45
3	P-TURN OVER	12	9.45
4	P-COUNTER	1	0.79
5	P-CHALLENGE	1	0.79
6	P-CAUTION	2	1.57
<b>TOTAL =</b>		<b>54</b>	<b>42.52</b>
<b>ALL TOTAL =</b>		<b>127</b>	<b>100.0</b>
<b>TIME =</b>		<b>52.39</b>	
<b>WQ/min =</b>		<b>2.42</b>	

Table GR 13

GR / 87 kg			
Sn	WRESTLING TECHNIQUES	POINTS	%
<b>STANDING POSITION</b>			
1	S-HIP TURNING THROW	0	0.00
2	S-THROW SUPLEX	4	4.55
3	S-FORWARD BENDING THROW	0	0.00
4	S-TAKE DOWN	8	9.09
5	S-COUNTER	6	6.82
6	S-NEGAT. WRESTLING	0	0.00
7	S-PASIVITY	21	23.86
8	S-CHALLENGE	1	1.14
9	S-STEP OUT	8	9.09
10	S-CAUTION	2	2.27
<b>TOTAL =</b>		<b>50</b>	<b>56.82</b>
<b>PARTERRE POSITION</b>			
1	P-GUT WRENCH	18	20.45
2	P-LIFTS	12	13.64
3	P-TURN OVER	2	2.27
4	P-COUNTER	2	2.27
5	P-CHALLENGE	2	2.27
6	P-CAUTION	2	2.27
<b>TOTAL =</b>		<b>38</b>	<b>43.18</b>
<b>ALL TOTAL =</b>		<b>88</b>	<b>100.0</b>
<b>TIME =</b>		<b>84.45</b>	
<b>WQ/min =</b>		<b>1.04</b>	

HEAVY WEIGHT CATEGORY

Table GR 14.

Table GR 15.

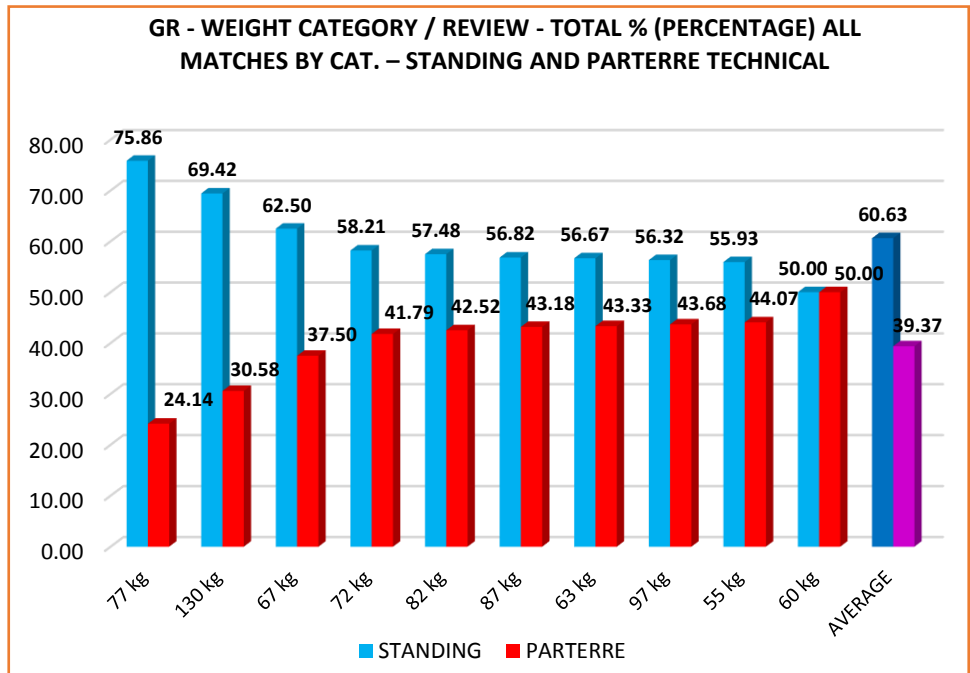
GR / 97 kg			
Sn	WRESTLING TECHNIQUES	POINTS	%
<b>STANDING POSITION</b>			
1	S-HIP TURNING THROW	8	4.60
2	S-THROW SUPLEX	6	3.45
3	S-FORWARD BENDING THROW	6	3.45
4	S-TAKE DOWN	18	10.34
5	S-COUNTER	16	9.20
6	S-NEGAT. WRESTLING	2	1.15
7	S-PASIVITY	29	16.67
8	S-CHALLENGE	0	0.00
9	S-STEP OUT	13	7.47
10	S-CAUTION	0	0.00
<b>TOTAL =</b>		<b>98</b>	<b>56.32</b>
<b>PARTERRE POSITION</b>			
1	P-GUT WRENCH	58	33.33
2	P-LIFTS	8	4.60
3	P-TURN OVER	0	0.00
4	P-COUNTER	8	4.60
5	P-CHALLENGE	0	0.00
6	P-CAUTION	2	1.15
<b>TOTAL =</b>		<b>76</b>	<b>43.68</b>
<b>ALL TOTAL =</b>		<b>174</b>	<b>100.0</b>
<b>TIME =</b>		<b>122.56</b>	
<b>WQ/min =</b>		<b>1.42</b>	

GR / 130 kg			
Sn	WRESTLING TECHNIQUES	POINTS	%
<b>STANDING POSITION</b>			
1	S-HIP TURNING THROW	4	3.31
2	S-THROW SUPLEX	12	9.92
3	S-FORWARD BENDING THROW	4	3.31
4	S-TAKE DOWN	18	14.88
5	S-COUNTER	12	9.92
6	S-NEGAT. WRESTLING	0	0.00
7	S-PASIVITY	22	18.18
8	S-CHALLENGE	2	1.65
9	S-STEP OUT	10	8.26
10	S-CAUTION	0	0.00
<b>TOTAL =</b>		<b>84</b>	<b>69.42</b>
<b>PARTERRE POSITION</b>			
1	P-GUT WRENCH	32	26.45
2	P-LIFTS	0	0.00
3	P-TURN OVER	2	1.65
4	P-COUNTER	3	2.48
5	P-CHALLENGE	0	0.00
6	P-CAUTION	0	0.00
<b>TOTAL =</b>		<b>37</b>	<b>30.58</b>
<b>ALL TOTAL =</b>		<b>121</b>	<b>100.0</b>
<b>TIME =</b>		<b>89.91</b>	
<b>WQ/min =</b>		<b>1.35</b>	

7. GR - WEIGHT CATEGORY / REVIEW - TOTAL % (PERCENTAGE) ALL MATCHES – STANDING AND PARTERRE TECHNICAL

Table GR 16

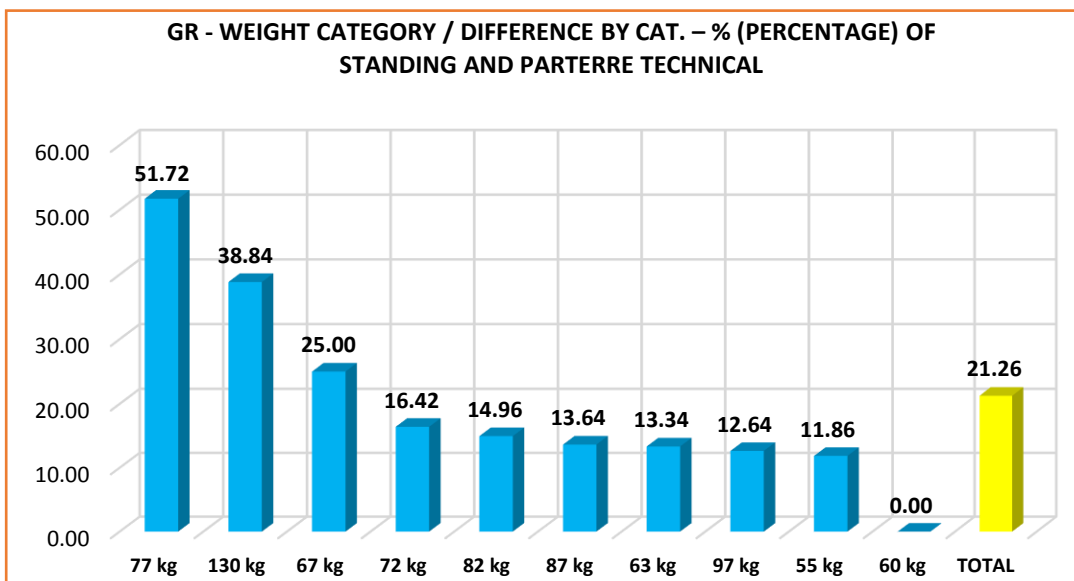
Sn	Cat	STANDING	PARTERRE
1	77 kg	75.86	24.14
2	130 kg	69.42	30.58
3	67 kg	62.50	37.50
4	72 kg	58.21	41.79
5	82 kg	57.48	42.52
6	87 kg	56.82	43.18
7	63 kg	56.67	43.33
8	97 kg	56.32	43.68
9	55 kg	55.93	44.07
10	60 kg	50.00	50.00
<b>AVERAGE =</b>		<b>60.63</b>	<b>39.37</b>



## 8. GR - WEIGHT CATEGORY / DIFFERENCE – % (PERCENTAGE) OF STANDING AND PARTERRE TECHNICAL

Table GR - 17.

Sn	Kat.	DIFFERENCE
1	77 kg	51.72
2	130 kg	38.84
3	67 kg	25.00
4	72 kg	16.42
5	82 kg	14.96
6	87 kg	13.64
7	63 kg	13.34
8	97 kg	12.64
9	55 kg	11.86
10	60 kg	0.00
AVERAGE =		21.26



9. GR - WEIGHT CATEGORY / TOTAL POINTS PER CATEGORY AND % (PERCENTAGE)– 1. TECHNICAL POINTS,  
2. OTHER POINTS

LIGHT CATEGORY

Table GR - 18.

GR / 55 kg			
Sn	WRESTLING TECHNIQUES	POINTS	%
<b>1. TECHNICAL POINTS</b>			
1	S-HIP TURNING THROW	4	6.78
2	S-THROW SUPLEX	8	13.56
3	S-FORWARD BENDING THROW	4	6.78
4	S-TAKE DOWN	6	10.17
5	S-COUNTER	2	3.39
6	P-GUT WRENCH	12	20.34
7	P-LIFTS	8	13.56
8	P-TURN OVER	0	0.00
9	P-COUNTER	2	3.39
TOTAL =		46	77.97
<b>2. OTHER POINTS</b>			
1	S-NEGAT. WRESTLING	0	0.00
2	S-PASIVITY	5	8.47
3	S-CHALLENGE	1	1.69
4	S-STEP OUT	1	1.69
5	S-CAUTION	2	3.39
6	P-CHALLENGE	0	0.00
7	P-CAUTION	4	6.78
TOTAL =		13	22.03
ALL TOTAL =		59	100.00

Table GR - 19.

GR / 60 kg			
Sn	WRESTLING TECHNIQUES	POINTS	%
<b>1. TECHNICAL POINTS</b>			
1	S-HIP TURNING THROW	8	6.90
2	S-THROW SUPLEX	14	12.07
3	S-FORWARD BENDING THROW	8	6.90
4	S-TAKE DOWN	6	5.17
5	S-COUNTER	0	0.00
6	P-GUT WRENCH	50	43.10
7	P-LIFTS	4	3.45
8	P-TURN OVER	2	1.72
9	P-COUNTER	2	1.72
TOTAL =		94	81.03
<b>2. OTHER POINTS</b>			
1	S-NEGAT. WRESTLING	2	1.72
2	S-PASIVITY	15	12.93
3	S-CHALLENGE	0	0.00
4	S-STEP OUT	3	2.59
5	S-CAUTION	2	1.72
6	P-CHALLENGE	0	0.00
7	P-CAUTION	0	0.00
TOTAL =		22	18.97
ALL TOTAL =		116	100.0

Table GR - 20.

GR / 63 kg			
Sn	WRESTLING TECHNIQUES	POINTS	%
<b>1. TECHNICAL POINTS</b>			
1	S-HIP TURNING THROW	6	6.67
2	S-THROW SUPLEX	4	4.44
3	S-FORWARD BENDING THROW	14	15.56
4	S-TAKE DOWN	12	13.33
5	S-COUNTER	2	2.22
6	P-GUT WRENCH	16	17.78
7	P-LIFTS	4	4.44
8	P-TURN OVER	16	17.78
9	P-COUNTER	0	0.00
TOTAL =		74	82.22
<b>2. OTHER POINTS</b>			
1	S-NEGAT. WRESTLING	2	2.22
2	S-PASIVITY	8	8.89
3	S-CHALLENGE	1	1.11
4	S-STEP OUT	2	2.22
5	S-CAUTION	0	0.00
6	P-CHALLENGE	1	1.11
7	P-CAUTION	2	2.22
TOTAL =		16	17.78
ALL TOTAL =		90	100.0

Table GR - 21.

GR / 67kg			
Sn	WRESTLING TECHNIQUES	POINTS	%
<b>1. TECHNICAL POINTS</b>			
1	S-HIP TURNING THROW	8	6.25
2	S-THROW SUPLEX	14	10.94
3	S-FORWARD BENDING THROW	4	3.13
4	S-TAKE DOWN	20	15.63
5	S-COUNTER	6	4.69
6	P-GUT WRENCH	44	34.38
7	P-LIFTS	4	3.13
8	P-TURN OVER	0	0.00
9	P-COUNTER	0	0.00
TOTAL =		100	78.12
<b>2. OTHER POINTS</b>			
1	S-NEGAT. WRESTLING	4	3.13
2	S-PASIVITY	17	13.28
3	S-CHALLENGE	1	0.78
4	S-STEP OUT	4	3.13
5	S-CAUTION	2	1.56
6	P-CHALLENGE	0	0.00
7	P-CAUTION	0	0.00
TOTAL =		28	21.88
ALL TOTAL =		128	100.0



Table GR - 22.

GR / 72kg			
Sn	WRESTLING TECHNIQUES	POINTS	%
<b>1. TECHNICAL POINTS</b>			
1	S-HIP TURNING THROW	4	5.97
2	S-THROW SUPLEX	6	8.96
3	S-FORWARD BENDING THROW	4	5.97
4	S-TAKE DOWN	8	11.94
5	S-COUNTER	0	0.00
6	P-GUT WRENCH	12	17.91
7	P-LIFTS	14	20.90
8	P-TURN OVER	0	0.00
9	P-COUNTER	2	2.99
<b>TOTAL =</b>		<b>50</b>	<b>74.63</b>
<b>2. OTHER POINTS</b>			
1	S-NEGAT. WRESTLING	0	0.00
2	S-PASIVITY	10	14.93
3	S-CHALLENGE	2	2.99
4	S-STEP OUT	3	4.48
5	S-CAUTION	2	2.99
6	P-CHALLENGE	0	0.00
7	P-CAUTION	0	0.00
<b>TOTAL =</b>		<b>17</b>	<b>25.37</b>
<b>ALL TOTAL =</b>		<b>67</b>	<b>100.0</b>

Table GR - 23.

GR / 77kg			
Sn	WRESTLING TECHNIQUES	POINTS	%
<b>1. TECHNICAL POINTS</b>			
1	S-HIP TURNING THROW	10	6.90
2	S-THROW SUPLEX	16	11.03
3	S-FORWARD BENDING THROW	16	11.03
4	S-TAKE DOWN	18	12.41
5	S-COUNTER	6	4.14
6	P-GUT WRENCH	20	13.79
7	P-LIFTS	12	8.28
8	P-TURN OVER	2	1.38
9	P-COUNTER	1	0.69
<b>TOTAL =</b>		<b>101</b>	<b>69.66</b>
<b>2. OTHER POINTS</b>			
1	S-NEGAT. WRESTLING	0	0.00
2	S-PASIVITY	22	15.17
3	S-CHALLENGE	2	1.38
4	S-STEP OUT	12	8.28
5	S-CAUTION	8	5.52
6	P-CHALLENGE	0	0.00
7	P-CAUTION	0	0.00
<b>TOTAL =</b>		<b>44</b>	<b>30.34</b>
<b>ALL TOTAL =</b>		<b>145</b>	<b>100.0</b>

Table GR - 24.

GR / 82 kg			
Sn	WRESTLING TECHNIQUES	POINTS	%
<b>1. TECHNICAL POINTS</b>			
1	S-HIP TURNING THROW	4	3.15
2	S-THROW SUPLEX	8	6.30
3	S-FORWARD BENDING THROW	8	6.30
4	S-TAKE DOWN	18	14.17
5	S-COUNTER	6	4.72
6	P-GUT WRENCH	26	20.47
7	P-LIFTS	12	9.45
8	P-TURN OVER	12	9.45
9	P-COUNTER	1	0.79
<b>TOTAL =</b>		<b>95</b>	<b>74.80</b>
<b>2. OTHER POINTS</b>			
1	S-NEGAT. WRESTLING	0	0.00
2	S-PASIVITY	10	7.87
3	S-CHALLENGE	2	1.57
4	S-STEP OUT	11	8.66
5	S-CAUTION	6	4.72
6	P-CHALLENGE	1	0.79
7	P-CAUTION	2	1.57
<b>TOTAL =</b>		<b>32</b>	<b>25.20</b>
<b>ALL TOTAL =</b>		<b>127</b>	<b>100.0</b>

Table GR - 25.

GR / 87 kg			
Sn	WRESTLING TECHNIQUES	POINTS	%
<b>1. TECHNICAL POINTS</b>			
1	S-HIP TURNING THROW	0	0.00
2	S-THROW SUPLEX	4	4.55
3	S-FORWARD BENDING THROW	0	0.00
4	S-TAKE DOWN	8	9.09
5	S-COUNTER	6	6.82
6	P-GUT WRENCH	18	20.45
7	P-LIFTS	12	13.64
8	P-TURN OVER	2	2.27
9	P-COUNTER	2	2.27
<b>TOTAL =</b>		<b>52</b>	<b>59.09</b>
<b>2. OTHER POINTS</b>			
1	S-NEGAT. WRESTLING	0	0.00
2	S-PASIVITY	21	23.86
3	S-CHALLENGE	1	1.14
4	S-STEP OUT	8	9.09
5	S-CAUTION	2	2.27
6	P-CHALLENGE	2	2.27
7	P-CAUTION	2	2.27
<b>TOTAL =</b>		<b>36</b>	<b>40.91</b>
<b>ALL TOTAL =</b>		<b>88</b>	<b>100.0</b>

HEAVY WEIGHT CATEGORY

Table GR - 26.

GR / 97 kg			
Sn	WRESTLING TECHNIQUES	POINTS	%
<b>1. TECHNICAL POINTS</b>			
1	S-HIP TURNING THROW	8	4.60
2	S-THROW SUPLEX	6	3.45
3	S-FORWARD BENDING THROW	6	3.45
4	S-TAKE DOWN	18	10.34
5	S-COUNTER	16	9.20
6	P-GUT WRENCH	58	33.33
7	P-LIFTS	8	4.60
8	P-TURN OVER	0	0.00
9	P-COUNTER	8	4.60
TOTAL =		128	73.56
<b>2. OTHER POINTS</b>			
1	S-NEGAT. WRESTLING	2	1.15
2	S-PASIVITY	29	16.67
3	S-CHALLENGE	0	0.00
4	S-STEP OUT	13	7.47
5	S-CAUTION	0	0.00
6	P-CHALLENGE	0	0.00
7	P-CAUTION	2	1.15
TOTAL =		46	26.44
ALL TOTAL =		174	100.0

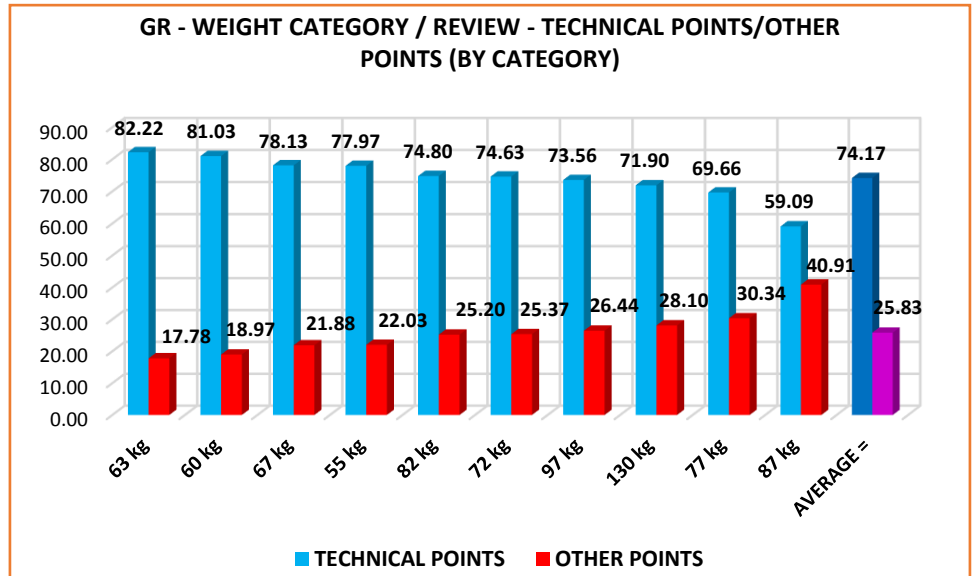
Table GR - 27.

GR / 130 kg			
Sn	WRESTLING TECHNIQUES	POINTS	%
<b>1. TECHNICAL POINTS</b>			
1	S-HIP TURNING THROW	4	3.31
2	S-THROW SUPLEX	12	9.92
3	S-FORWARD BENDING THROW	4	3.31
4	S-TAKE DOWN	18	14.88
5	S-COUNTER	12	9.92
6	P-GUT WRENCH	32	26.45
7	P-LIFTS	0	0.00
8	P-TURN OVER	2	1.65
9	P-COUNTER	3	2.48
TOTAL =		87	71.90
<b>2. OTHER POINTS</b>			
1	S-NEGAT. WRESTLING	0	0.00
2	S-PASIVITY	22	18.18
3	S-CHALLENGE	2	1.65
4	S-STEP OUT	10	8.26
5	S-CAUTION	0	0.00
6	P-CHALLENGE	0	0.00
7	P-CAUTION	0	0.00
TOTAL =		34	28.10
ALL TOTAL =		121	100.0

10. GR - WEIGHT CATEGORY / REVIEW - TECHNICAL POINTS/OTHER POINTS (BY CATEGORY)

Table GR - 28.

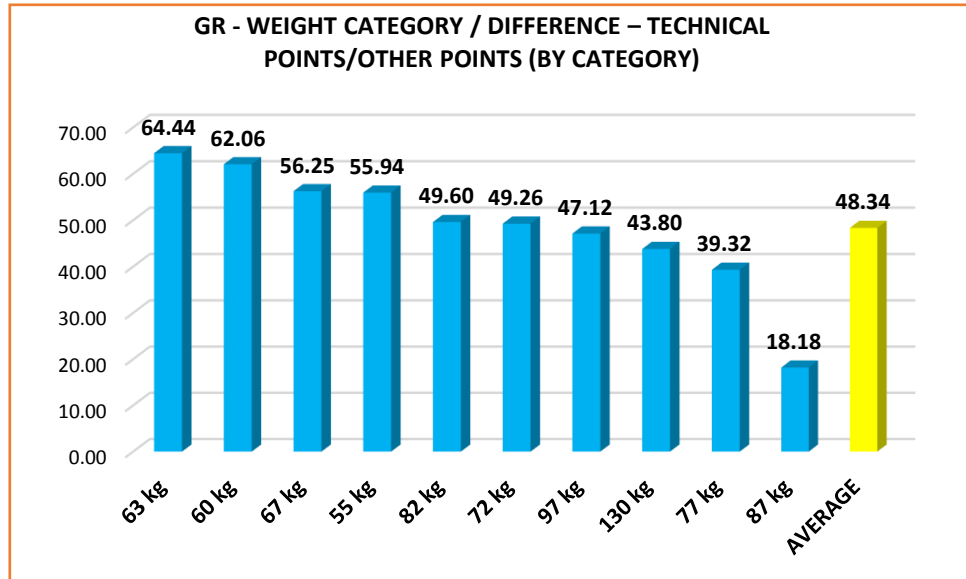
Sn	Cat	TECHNICAL POINTS	OTHER POINTS
1	63 kg	82.22	17.78
2	60 kg	81.03	18.97
3	67 kg	78.13	21.88
4	55 kg	77.97	22.03
5	82 kg	74.80	25.20
6	72 kg	74.63	25.37
7	97 kg	73.56	26.44
8	130 kg	71.90	28.10
9	77 kg	69.66	30.34
10	87 kg	59.09	40.91
AVERAGE =		74.17	25.83



## 11. GR - WEIGHT CATEGORY / DIFFERENCE – TECHNICAL POINTS/OTHER POINTS (BY CATEGORY)

Table GR - 29.

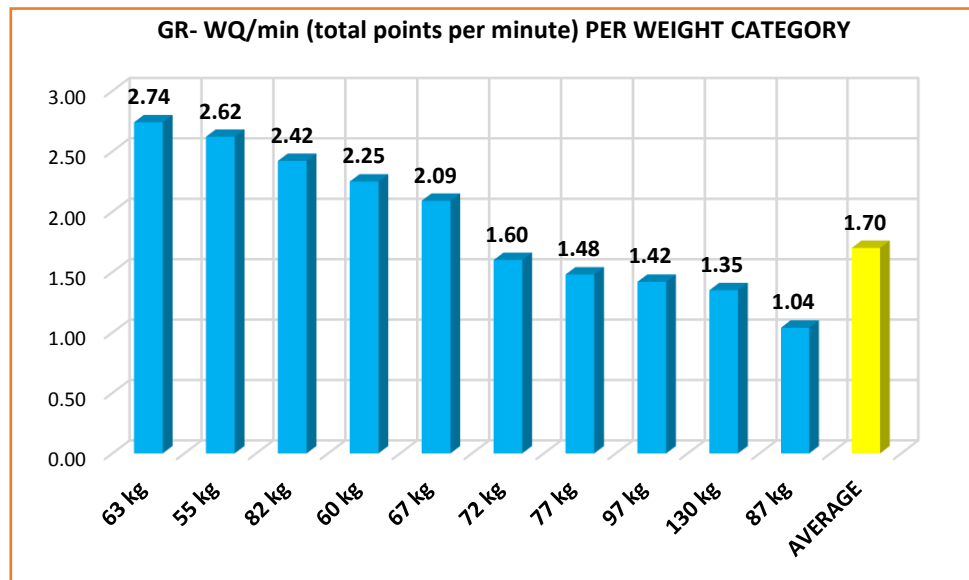
Sn	Cat	DIFFERENCE
1	63 kg	64.44
2	60 kg	62.06
3	67 kg	56.25
4	55 kg	55.94
5	82 kg	49.60
6	72 kg	49.26
7	97 kg	47.12
8	130 kg	43.80
9	77 kg	39.32
10	87 kg	18.18
<b>AVERAGE =</b>		<b>48.34</b>



## 12. GR - WQ/min (total points per minute) PER WEIGHT CATEGORY

Table GR – 30.

Sn	Cat	WQ/min
1	63 kg	2.74
2	55 kg	2.62
3	82 kg	2.42
4	60 kg	2.25
5	67 kg	2.09
6	72 kg	1.60
7	77 kg	1.48
8	97 kg	1.42
9	130 kg	1.35
10	87 kg	1.04
<b>AVERAGE=</b>		<b>1.70</b>



### III – NATIONAL TEAMS /GR

#### 13. GR - NATIONAL TEAMS GENERAL DATA / IN NUMBER

Table GR – 31.

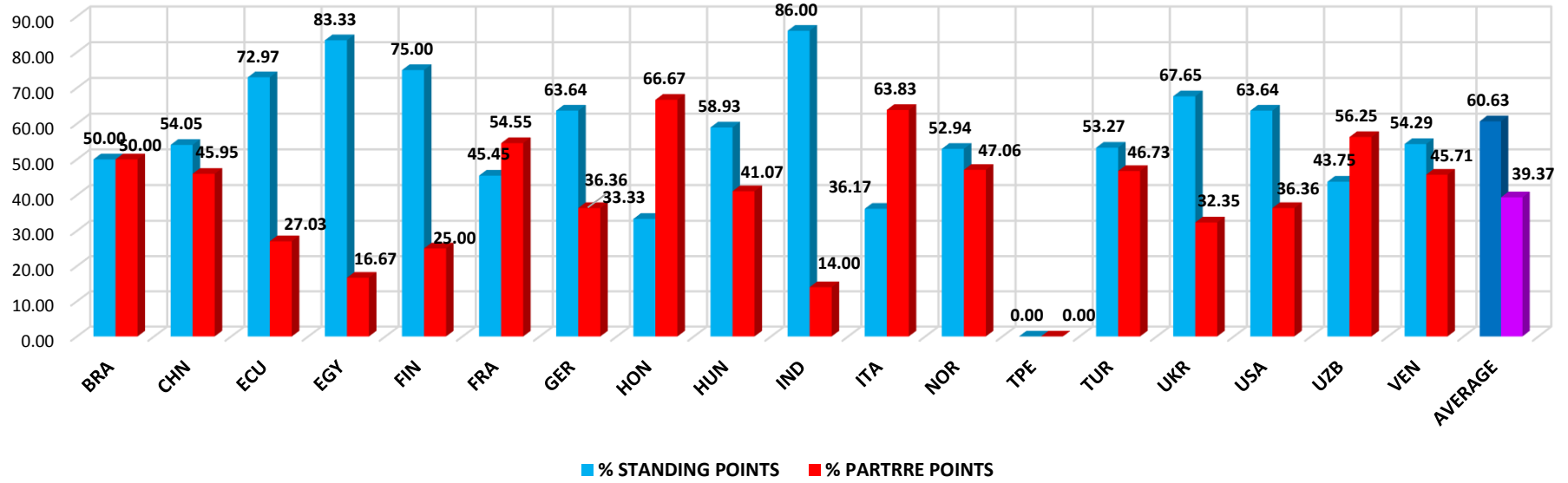
Sn	NATIONS	STANDING / PARTERRE POINTS WIN / LOST						TECHNICAL POINTS / OTHER POINTS WIN / LOST						CP		NUMBER MATCHES			TIME & WQ/min		
		TOTAL POINTS STANDING / WIN	TOTAL POINTS PARTEREE / WIN	ALL TOTAL POINTS / WIN	TOTAL STANDING / LOST	TOTAL PARTEREE / LOST	ALL TECH. POINTS / LOST	TOTAL TECHNICAL POINTS / WIN	TOTAL OTHER POINTS / WIN	ALL TOTAL POINTS / WIN	TOTAL TECHNICAL POINTS / LOST	TOTAL OTHER POINTS / LOST	ALL TOTAL POINTS / LOST	CLASI. POINTSP / WIN	CLASI. POINTSP / LOST	WINNER MATCHES	LOSER MATCHES	TOTAL MATCHES	ALL TIME	WQ/min/ WIN POINTS	WQ/min LOST POINTS
1	BRA	2	2	4	2	12	14	2	2	4	12	2	14	4	14	1	2	3	10.32	0.39	1.36
2	CHN	60	51	111	56	39	95	83	28	111	64	31	95	111	95	15	12	27	131.86	0.84	0.72
3	ECU	27	10	37	4	2	6	32	5	37	4	2	6	37	6	4	0	4	13.67	2.71	0.44
4	EGY	70	14	84	36	26	62	70	14	84	40	22	62	84	62	11	5	16	74.66	1.13	0.83
5	FIN	30	10	40	25	12	37	26	14	40	28	9	37	40	37	6	6	12	70.28	0.57	0.53
6	FRA	5	6	11	6	8	14	6	5	11	8	6	14	11	14	4	1	5	26.02	0.42	0.54
7	GER	14	8	22	29	2	31	17	5	22	26	5	31	22	31	3	4	7	42.00	0.52	0.74
8	HUN	3	6	9	1	0	1	8	1	9	0	1	1	9	1	1	1	2	6.36	1.42	0.16
9	HON	33	23	56	15	0	15	42	14	56	8	7	15	56	15	10	2	12	64.6	0.87	0.23
10	IND	86	14	100	41	52	93	68	32	100	68	25	93	100	93	12	9	21	97.35	1.03	0.96
11	ITA	17	30	47	74	34	108	34	13	47	88	20	108	47	108	6	14	20	77.6	0.61	1.39
12	NOR	27	24	51	14	18	32	38	13	51	22	10	32	51	32	7	4	11	54.53	0.94	0.59
13	TPE	0	0	0	18	27	45	0	0	0	38	7	45	0	45	0	5	5	12.25	0.00	3.67
14	TUR	106	93	199	92	42	134	143	56	199	100	34	134	199	134	19	19	38	182.43	1.09	0.73
15	UKR	46	22	68	80	58	138	53	15	68	108	30	138	68	138	7	15	22	99.15	0.69	1.39
16	USA	70	40	110	90	48	138	77	33	110	100	38	138	110	138	13	22	35	178.20	0.62	0.77
17	UZB	42	54	96	58	34	92	82	14	96	70	22	92	96	92	10	11	21	87.88	1.09	1.05
18	VEN	38	32	70	35	25	60	46	24	70	43	17	60	70	60	10	7	17	84.86	0.82	0.71
<b>TOTAL =</b>		<b>676</b>	<b>439</b>	<b>1115</b>	<b>676</b>	<b>439</b>	<b>1115</b>	<b>827</b>	<b>288</b>	<b>1115</b>	<b>827</b>	<b>288</b>	<b>1115</b>	<b>1115</b>	<b>1115</b>	<b>139</b>	<b>139</b>	<b>278</b>	<b>1314.02</b>	<b>0.85</b>	<b>0.85</b>

14. GR - NATIONAL TEAMS GENERAL DATA / IN PERCENTAGE (%)

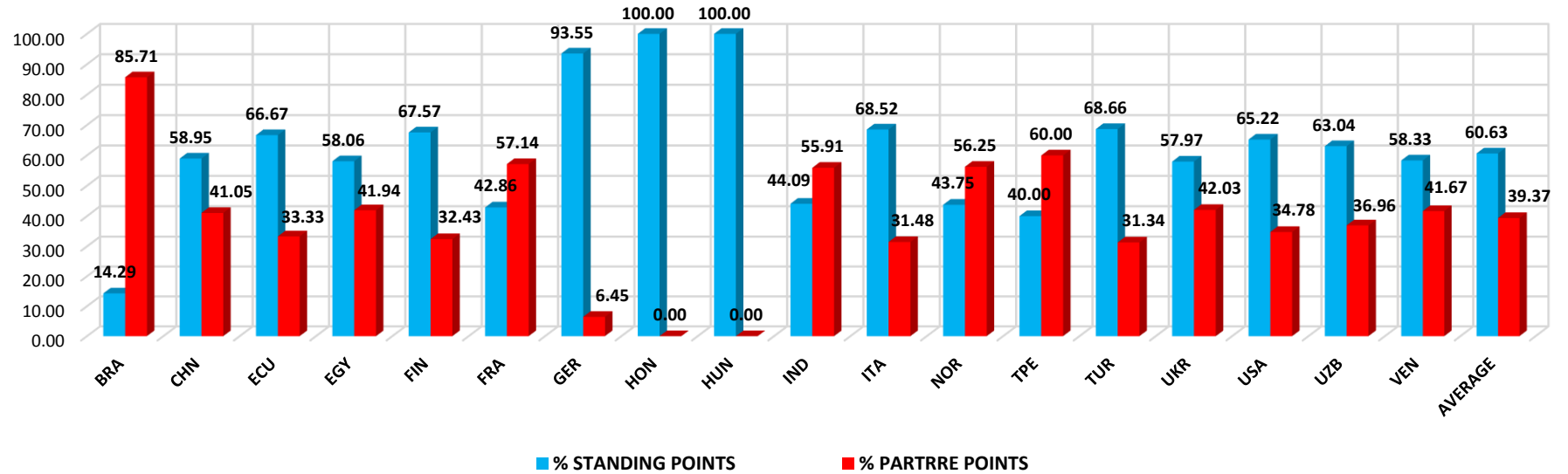
Table GR – 32.

Sn	NATIONS	%-TOTAL POINTS STANDING / WIN	%-TOTAL POINTS PARTERRE / WIN	%-TOTAL STANDING / LOST	%-TOTAL PARTERRE / LOST	%-TOTAL TECHNICAL POINTS / WIN	%-TOTAL OTHER POINTS / WIN	%-TOTAL TECHNICAL POINTS / LOST	%-TOTAL OTHER POINTS / LOST	%-CLASI. POINTSP / WIN	%-CLASI. POINTSP / LOST	% -WINNER MATCHES	% -LOST MATCHES
1	BRA	50.00	50.00	14.29	85.71	50.00	50.00	85.71	14.29	22.22	77.78	33.33	66.67
2	CHN	54.05	45.95	58.95	41.05	74.77	25.23	67.37	32.63	53.88	46.12	55.56	44.44
3	ECU	72.97	27.03	66.67	33.33	86.49	13.51	66.67	33.33	86.05	13.95	100.00	0.00
4	EGY	83.33	16.67	58.06	41.94	83.33	16.67	64.52	35.48	57.53	42.47	68.75	31.25
5	FIN	75.00	25.00	67.57	32.43	65.00	35.00	75.68	24.32	51.95	48.05	50.00	50.00
6	FRA	45.45	54.55	42.86	57.14	54.55	45.45	57.14	42.86	44.00	56.00	80.00	20.00
7	GER	63.64	36.36	93.55	6.45	77.27	22.73	83.87	16.13	41.51	58.49	42.86	57.14
8	HON	33.33	66.67	100.00	0.00	88.89	11.11	0.00	100.00	90.00	10.00	50.00	50.00
9	HUN	58.93	41.07	100.00	0.00	75.00	25.00	53.33	46.67	78.87	21.13	83.33	16.67
10	IND	86.00	14.00	44.09	55.91	68.00	32.00	73.12	26.88	51.81	48.19	57.14	42.86
11	ITA	36.17	63.83	68.52	31.48	72.34	27.66	81.48	18.52	30.32	69.68	30.00	70.00
12	NOR	52.94	47.06	43.75	56.25	74.51	25.49	68.75	31.25	61.45	38.55	63.64	36.36
13	TPE	0.00	0.00	40.00	60.00	0.00	0.00	84.44	15.56	0.00	100.00	0.00	100.00
14	TUR	53.27	46.73	68.66	31.34	71.86	28.14	74.63	25.37	59.76	40.24	50.00	50.00
15	UKR	67.65	32.35	57.97	42.03	77.94	22.06	78.26	21.74	33.01	66.99	31.82	68.18
16	USA	63.64	36.36	65.22	34.78	70.00	30.00	72.46	27.54	44.35	55.65	37.14	62.86
17	UZB	43.75	56.25	63.04	36.96	85.42	14.58	76.09	23.91	51.06	48.94	47.62	52.38
18	VEN	54.29	45.71	58.33	41.67	65.71	34.29	71.67	28.33	53.85	46.15	58.82	41.18
<b>TOTAL =</b>		60.63	39.37	60.63	39.37	74.17	25.83	74.17	25.83	50.00	50.00	50.00	50.00

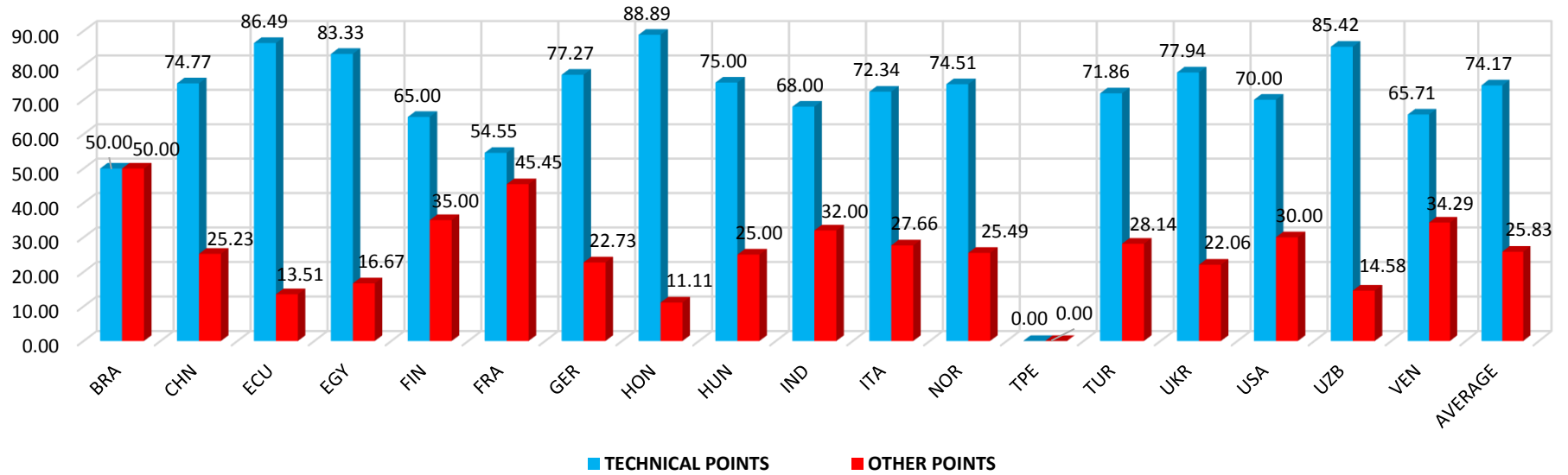
GR % WIN BY NATIONAL TEAMS: STANDING / PARTERRE



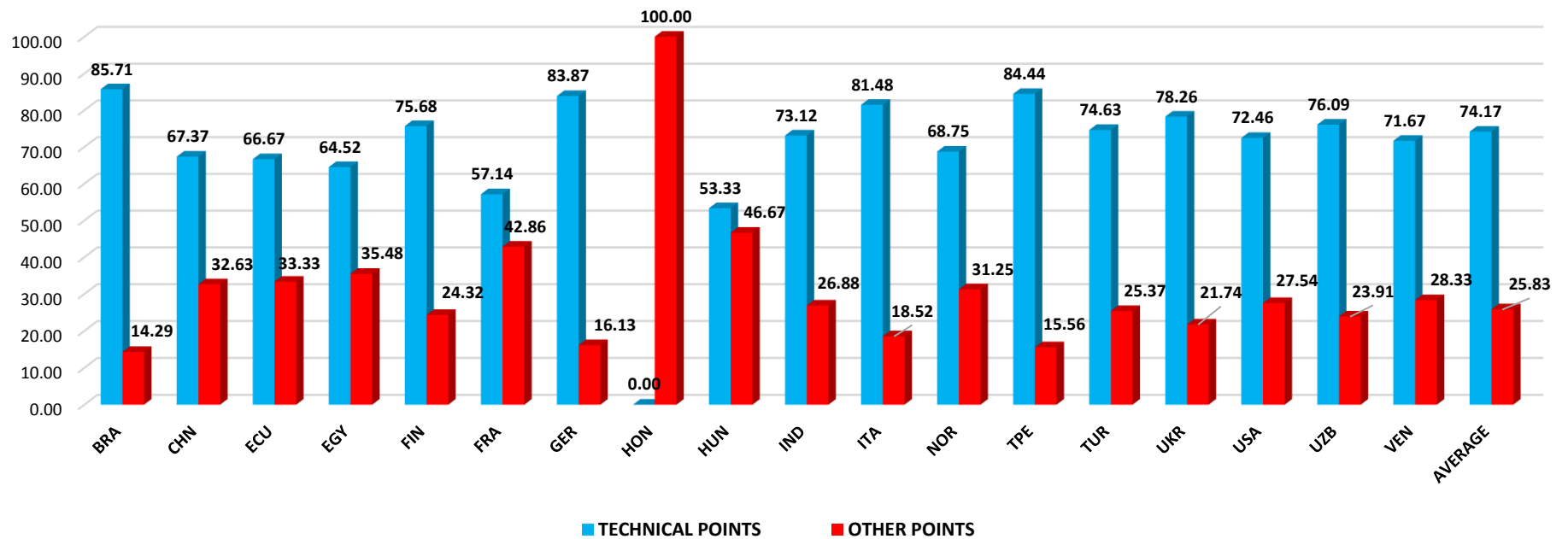
GR % LOST BY NATIONAL TEAMS: STANDING / PARTERRE



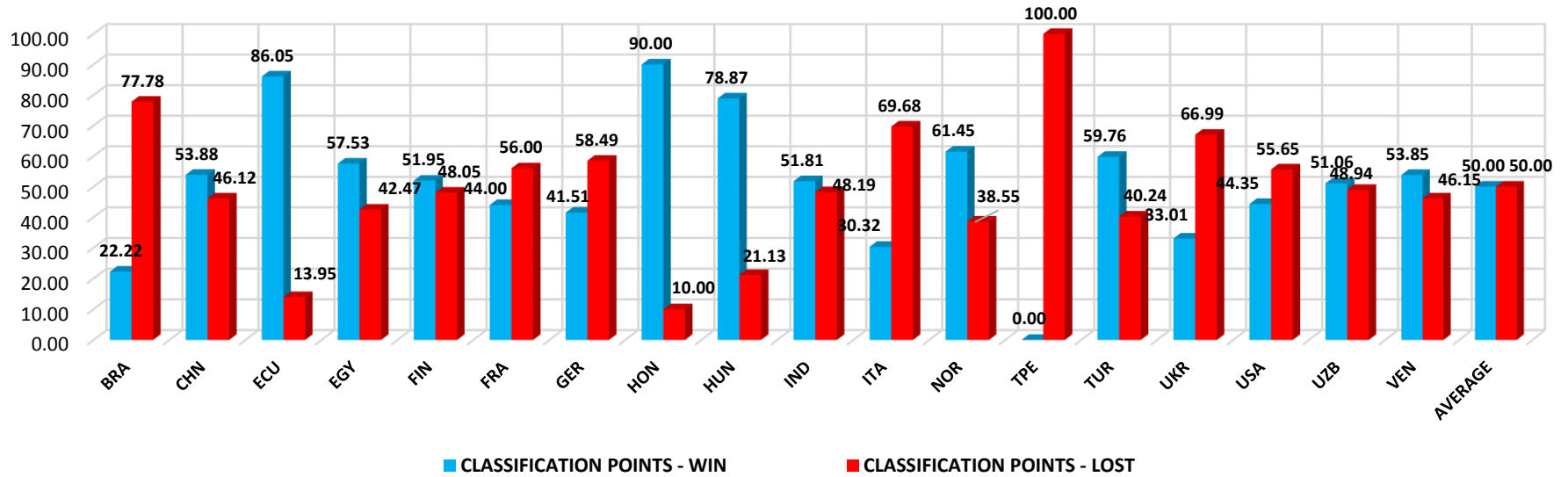
**GR % WIN BY NATIONAL TEAMS - TECHNICAL POINTS & OTHER POINTS**



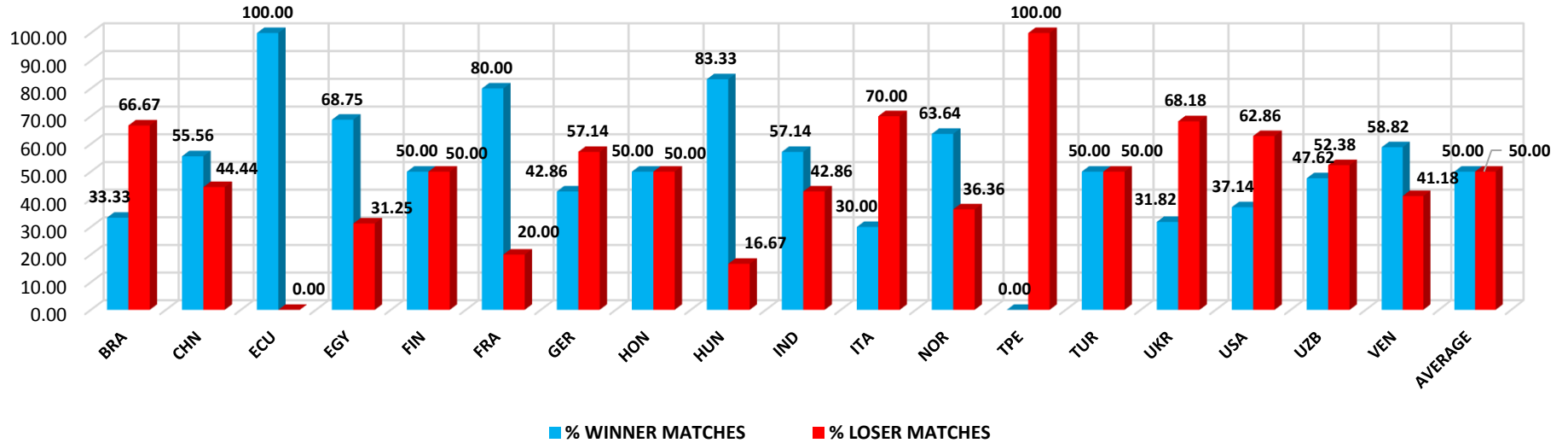
**GR % LOST BY NATIONAL TEAMS - TECHNICAL POINTS & OTHER POINTS**



GR % BY NATIONAL TEAMS / CLASSIFICATION POINTS - WIN & LOST

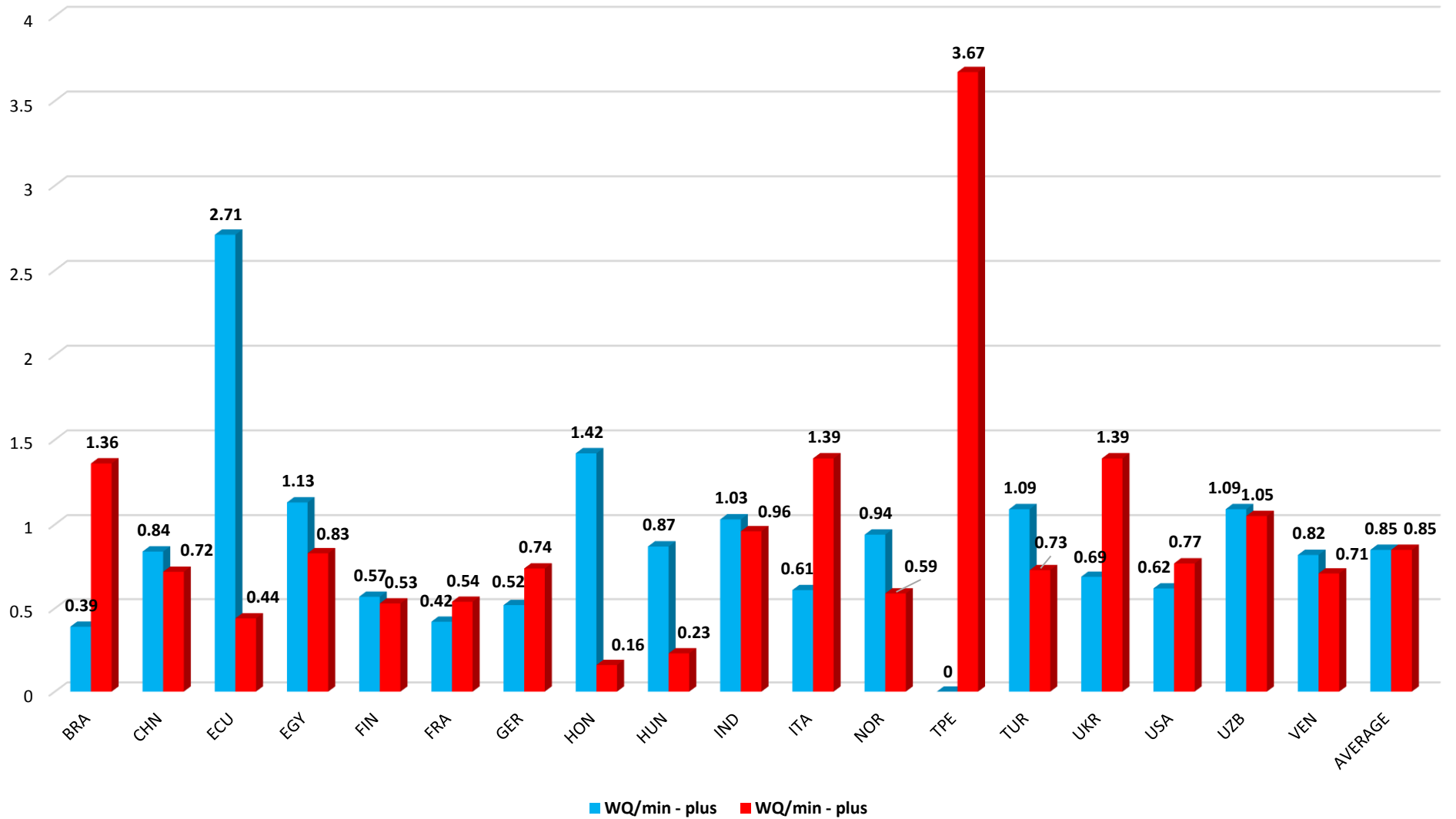


GR % BY NATIONAL TEAMS - WINNER & LOST MATCHES





GR % BY NATIONAL TEAMS - WQ/min - plus & WQ/min - minus



15. GR - NATIONAL TEAM - STATISTICS IN ALL MATCHES / WIN POINTS STANDING POSITION AND PARTERRE POSITION

Table GR – 33.

Sn	NATIONS	TECHNIQUES STANDING POSITION										TECHNIQUES PARTERRE POSITION							TOTAL / WIN	TOTAL STANDING IN %	TOTAL PARTERRE IN %	TOTAL %	
		HIP TURNING TH.	THROW SUPLEX	FORW. BENDING TH.	TAKE DOWN	COUNTER	NEGATIVE WREST.	PASIVITY	CHALLENGE	STEP OUT	CAUTION	TOTAL STANDING	GUT WRENCH	LIFTS	TURN OVER	COUNTER	CHALLENGE	CAUTION					TOTAL PARTERRE
1	BRA							2				2	2						2	4	50.00	50.00	100
2	CHN	4	10	8	8	2	2	15	1	10	-	60	40	10	-	1	-	-	51	111	54.05	45.95	100
3	ECU	4	-	12	6	2	-	1	1	1	-	27	6	2	-	-	-	2	10	37	72.97	27.03	100
4	EGY	4	28	10	8	6	-	7	3	2	2	70	2	8	2	2	-	-	14	84	83.33	16.67	100
5	FIN	4	-	-	6	6	2	9	-	3	-	30	6	-	2	2	-	-	10	40	75.00	25.00	100
6	FRA	-	-	-	-	-	-	5	-	-	-	5	6	-	-	-	-	-	6	11	45.45	54.55	100
7	GER	-	-	4	4	2		2	-	2	-	14	-	6	-	1	1	-	8	22	63.64	36.36	100
8	HON				2			1				3	6						6	9	33.33	66.67	100
9	HUN	6	6	2	6	-	2	9	-	2	-	33	16	4	2	-	1	-	23	56	58.93	41.07	100
10	IND	4	-	16	24	10	4	11	2	9	6	86	12	-	-	2	-	-	14	100	86.00	14.00	100
11	ITA	-	-	-	2	4		10	-	1	-	17	24	4	-	-	-	2	30	47	36.17	63.83	100
12	NOR	4	-	4	2	4		11	-	2	-	27	4	4	14	2	-	-	24	51	52.94	47.06	100
13	TPE	-	-	-	-	-		-	-	-	-	0	-	-	-	-	-	-	-	0	0.00	0.00	0.00
14	TUR	4	26	4	16	6		23	3	16	8	106	48	30	8	1	-	6	93	199	53.27	46.73	100
15	UKR	12	-	-	18	4		6	-	6	-	46	4	6	6	3	1	2	22	68	67.65	32.35	100
16	USA	4	12	4	10	8		22	-	6	4	70	30	4	-	5	1	-	40	110	63.64	36.36	100
17	UZB	4	2	4	18	-		12	-	2	-	42	52	-	2	-	-	-	54	96	43.75	56.25	100
18	VEN	2	8	-	2	2		13	2	5	4	38	30	-	-	2	-	-	32	70	54.29	45.71	100
<b>TOTAL =</b>		<b>56</b>	<b>92</b>	<b>68</b>	<b>132</b>	<b>56</b>	<b>10</b>	<b>159</b>	<b>12</b>	<b>67</b>	<b>24</b>	<b>676</b>	<b>288</b>	<b>78</b>	<b>36</b>	<b>21</b>	<b>4</b>	<b>12</b>	<b>439</b>	<b>1115</b>	<b>1115</b>	<b>39.37</b>	<b>100</b>

## 16. GR - NATIONAL TEAM - STATISTICS IN ALL MATCHES / LOST POINTS STANDING POSITION AND PARTERRE POSITION

Table GR – 34.

Sn	NATIONS	TECHNIQUES STANDING POSITION										TECHNIQUES PARTERRE POSITION							TOTAL / LOST	TOTAL STANDING IN %	TOTAL PARTERRE IN %	TOTAL %		
		HIP TURNING TH.	THROW SUPLEX	FORW. BENDING TH.	TAKE DOWN	COUNTER	NEGATIVE WREST.	PASIVITY	CHALLENGE	STEP OUT	CAUTION	TOTAL STANDING	GUT WRENCH	LIFTS	TURN OVER	COUNTER	CHALLENGE	CAUTION					TOTAL PARTERRE	
1	BRA						2				2	8	4					12	14	14.29	85.71	100.00		
2	CHN	8	8	4	4	2		22		4	4	56	20	12		6	1		39	95	58.95	41.05	100.00	
3	ECU	2					2					4			2				2	6	66.67	33.33	100.00	
4	EGY		8		4	2	2	9	1	8	2	36	22	2	2				26	62	58.06	41.94	100.00	
5	FIN		4	2	6	4		8		1		25	10			2			12	37	67.57	32.43	100.00	
6	FRA							6				6	8						8	14	42.86	57.14	100.00	
7	GER	4	12		6	2		4		1		29			2				2	31	93.55	6.45	100.00	
8	HON							1				1							0	1	100.00	0.00	100.00	
9	HUN	4			2	2		7				15							0	15	100.00	0.00	100.00	
10	IND	4	2		6	6		11		10	2	41	42		8				2	52	93	44.09	55.91	100.00
11	ITA	8	16	4	22	4		11	1	6	2	74	24	6	4				34	108	68.52	31.48	100.00	
12	NOR			4		4		4	1	1		14	10	2		2		4	18	32	43.75	56.25	100.00	
13	TPE			6	6			4		2		18	16	2	8		1		27	45	40.00	60.00	100.00	
14	TUR	4	16	8	22	10	2	17	2	7	4	92	26	4	4	6	2		42	134	68.66	31.34	100.00	
15	UKR	8	8	12	18	4		12	3	11	4	80	32	18	6	2			58	138	57.97	42.03	100.00	
16	USA	6	8	20	4	10		19	2	9	2	90	26	14		2		6	48	138	65.22	34.78	100.00	
17	UZB	4	4	4	18	6	4	9	2	5	2	58	24	10					34	92	63.04	36.96	100.00	
18	VEN	4	6	4	4			13		2	2	35	20	4		1			25	60	58.33	41.67	100.00	
<b>TOTAL =</b>		<b>56</b>	<b>92</b>	<b>68</b>	<b>132</b>	<b>56</b>	<b>10</b>	<b>159</b>	<b>12</b>	<b>67</b>	<b>24</b>	<b>676</b>	<b>288</b>	<b>78</b>	<b>36</b>	<b>21</b>	<b>4</b>	<b>12</b>	<b>439</b>	<b>1115</b>	<b>60.63</b>	<b>39.37</b>	<b>100.00</b>	

17. GR - NATIONAL TEAM - STATISTICS IN ALL MATCHES / WIN TECHNICAL POINTS AND OTHER POINTS

Table GR – 35.

Sn	NATIONS	TECHNICAL POINTS										OTHER POINTS								TOTAL / WIN	TOTAL TECHNICAL POINTS – WIN IN %	TOTAL OTHER POINTS – WIN IN %	TOTAL IN %
		THROW . TURN	THROW . SUPLEX	FORW . BENDING TH.	TAKE DOWN	COUNTER	GUT WRENCH	LIFTS	TURN OVER	COUNTER	TOTAL – TECHNICAL POINTS	NEGATIVE WREST.	PASIVITY	CHALLENGE	OUT	CAUTION	CHALLENGE	CAUTION	TOTAL – OTHER POINTS				
1	BRA						2				2		2						2	4	50.00	50.00	100.00
2	CHN	4	10	8	8	2	40	10	-	1	83	2	15	1	10	-	-	-	28	111	74.77	25.23	100.00
3	ECU	4	-	12	6	2	6	2	-	-	32	-	1	1	1	-	-	2	5	37	86.49	13.51	100.00
4	EGY	4	28	10	8	6	2	8	2	2	70	-	7	3	2	2	-	-	14	84	83.33	16.67	100.00
5	FIN	4	-	-	6	6	6	-	2	2	26	2	9	-	3	-	-	-	14	40	65.00	35.00	100.00
6	FRA	-	-	-	-	-	6	-	-	-	6	-	5	-	-	-	-	-	5	11	54.55	45.45	100.00
7	GER	-	-	4	4	2	-	6	-	1	17	-	2	-	2	-	1	-	5	22	77.27	22.73	100.00
8	HON				2		6				8		1						1	9	88.89	11.11	100.00
9	HUN	6	6	2	6	-	16	4	2	-	42	2	9	-	2	-	1	-	14	56	75.00	25.00	100.00
10	IND	4	-	16	24	10	12	-	-	2	68	4	11	2	9	6	-	-	32	100	68.00	32.00	100.00
11	ITA	-	-	-	2	4	24	4	-	-	34	-	10	-	1	-	-	2	13	47	72.34	27.66	100.00
12	NOR	4	-	4	2	4	4	4	14	2	38	-	11	-	2	-	-	-	13	51	74.51	25.49	100.00
13	TPE	-	-	-	-	-	-	-	-	-	0	-	-	-	-	-	-	-	0	0	0.00	0.00	0.00
14	TUR	4	26	4	16	6	48	30	8	1	143	-	23	3	16	8	-	6	56	199	71.86	28.14	100.00
15	UKR	12	-	-	18	4	4	6	6	3	53	-	6	-	6	-	1	2	15	68	77.94	22.06	100.00
16	USA	4	12	4	10	8	30	4	-	5	77	-	22	-	6	4	1	-	33	110	70.00	30.00	100.00
17	UZB	4	2	4	18	-	52	-	2	-	82	-	12	-	2	-	-	-	14	96	85.42	14.58	100.00
18	VEN	2	8	-	2	2	30	-	-	2	46	-	13	2	5	4	-	-	24	70	65.71	34.29	100.00
<b>TOTAL =</b>		<b>56</b>	<b>92</b>	<b>68</b>	<b>132</b>	<b>56</b>	<b>288</b>	<b>78</b>	<b>36</b>	<b>21</b>	<b>827</b>	<b>10</b>	<b>159</b>	<b>12</b>	<b>67</b>	<b>24</b>	<b>4</b>	<b>12</b>	<b>288</b>	<b>1115</b>	<b>74.17</b>	<b>25.83</b>	<b>100.00</b>

18. GR - NATIONAL TEAM - STATISTICS IN ALL MATCHES / LOST TECHNICAL POINTS AND OTHER POINTS

Table GR – 36.

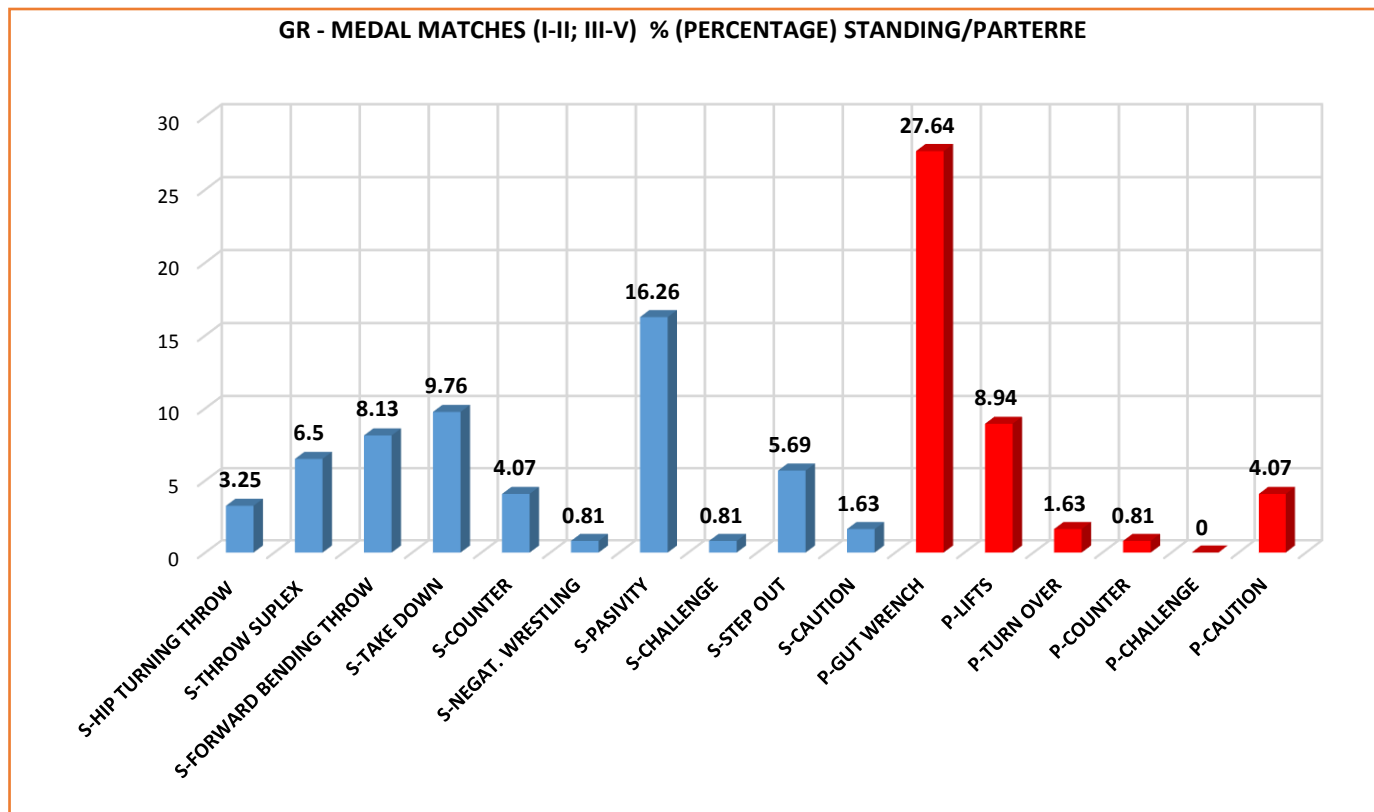
Sn	NATIONS	TECHNICAL POINTS										OTHER POINTS								TOTAL / LOST	TOTAL TECHNICAL POINTS – LOST IN %	TOTAL OTHER POINTS – LOST IN %	TOTAL IN %
		THROW . TURN	THROW . SUPLEX	FORW. BENDING TH.	TAKE DOWN	COUNTER	GUT WRENCH	LIFTS	TURN OVER	COUNTER	TOTAL – LOST TECHNICAL POINTS	NEGATIVE WREST.	PASIVITY	CHALLENGE	OUT	CAUTION	CHALLENGE	CAUTION	TOTAL – LOST OTHER POINTS				
1	BRA						8	4			12		2						2	14	85.71	14.29	100.00
2	CHN	8	8	4	4	2	20	12		6	64		22		4	4	1		31	95	67.37	32.63	100.00
3	ECU	2							2		4	2							2	6	66.67	33.33	100.00
4	EGY		8		4	2	22	2	2		40	2	9	1	8	2			22	62	64.52	35.48	100.00
5	FIN		4	2	6	4	10			2	28		8		1				9	37	75.68	24.32	100.00
6	FRA						8				8		6						6	14	57.14	42.86	100.00
7	GER	4	12		6	2			2		26		4		1				5	31	83.87	16.13	100.00
8	HON										0		1						1	1	0.00	100.00	100.00
9	HUN	4			2	2					8		7						7	15	53.33	46.67	100.00
10	IND	4	2		6	6	42		8		68		11		10	2		2	25	93	73.12	26.88	100.00
11	ITA	8	16	4	22	4	24	6	4		88		11	1	6	2			20	108	81.48	18.52	100.00
12	NOR			4		4	10	2		2	22		4	1	1			4	10	32	68.75	31.25	100.00
13	TPE			6	6		16	2	8		38		4		2		1		7	45	84.44	15.56	100.00
14	TUR	4	16	8	22	10	26	4	4	6	100	2	17	2	7	4	2		34	134	74.63	25.37	100.00
15	UKR	8	8	12	18	4	32	18	6	2	108		12	3	11	4			30	138	78.26	21.74	100.00
16	USA	6	8	20	14	10	26	14		2	100	-	19	2	9	2		6	38	138	72.46	27.54	100.00
17	UZB	4	4	4	18	6	24	10			70	4	9	2	5	2			22	92	76.09	23.91	100.00
18	VEN	4	6	4	4		20	4		1	43		13		2	2			17	60	71.67	28.33	100.00
<b>TOTAL =</b>		<b>56</b>	<b>92</b>	<b>68</b>	<b>132</b>	<b>56</b>	<b>288</b>	<b>78</b>	<b>36</b>	<b>21</b>	<b>827</b>	<b>10</b>	<b>159</b>	<b>12</b>	<b>67</b>	<b>24</b>	<b>4</b>	<b>12</b>	<b>288</b>	<b>1115</b>	<b>74.17</b>	<b>25.83</b>	<b>100.00</b>

## IV – MEDAL MATCHES (I-II; III-V) /GR

### 19. GR - MEDAL MATCHES (I-II; III-V) TOTAL POINTS AND % (PERCENTAGE)

Table GR - 37.

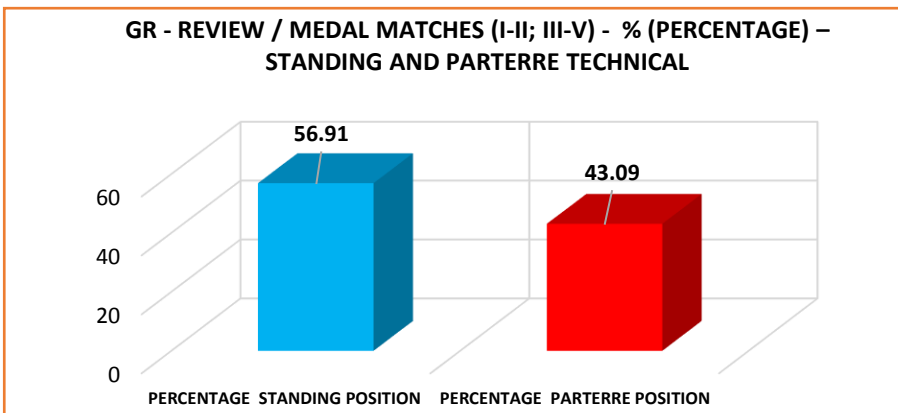
Sn	WRESTLING TECHNIQUES	No. points	% FINAL MATCH.
<b>STANDING POSITION</b>			
1	S-HIP TURNING THROW	8	3.25
2	S-THROW SUPLEX	16	6.50
3	S-FORWARD BENDING THROW	20	8.13
4	S-TAKE DOWN	24	9.76
5	S-COUNTER	10	4.07
6	S-NEGAT. WRESTLING	2	0.81
7	S-PASIVITY	40	16.26
8	S-CHALLENGE	2	0.81
9	S-STEP OUT	14	5.69
10	S-CAUTION	4	1.63
<b>TOTAL STANDING =</b>		<b>140</b>	<b>56.61</b>
<b>PARTERRE POSITION</b>			
1	P-GUT WRENCH	68	27.64
2	P-LIFTS	22	8.94
3	P-TURN OVER	4	1.63
4	P-COUNTER	2	0.81
5	P-CHALLENGE	0	0.00
6	P-CAUTION	10	4.07
<b>TOTAL PARTERRE =</b>		<b>106</b>	<b>43.09</b>
<b>ALL TOTAL =</b>		<b>246</b>	<b>100,00</b>



## 20. GR - REVIEW / MEDAL MATCHES (I-II; III-V) POINTS % (PERCENTAGE) – STANDING AND PARTERRE TECHNICAL

Table GR 38.

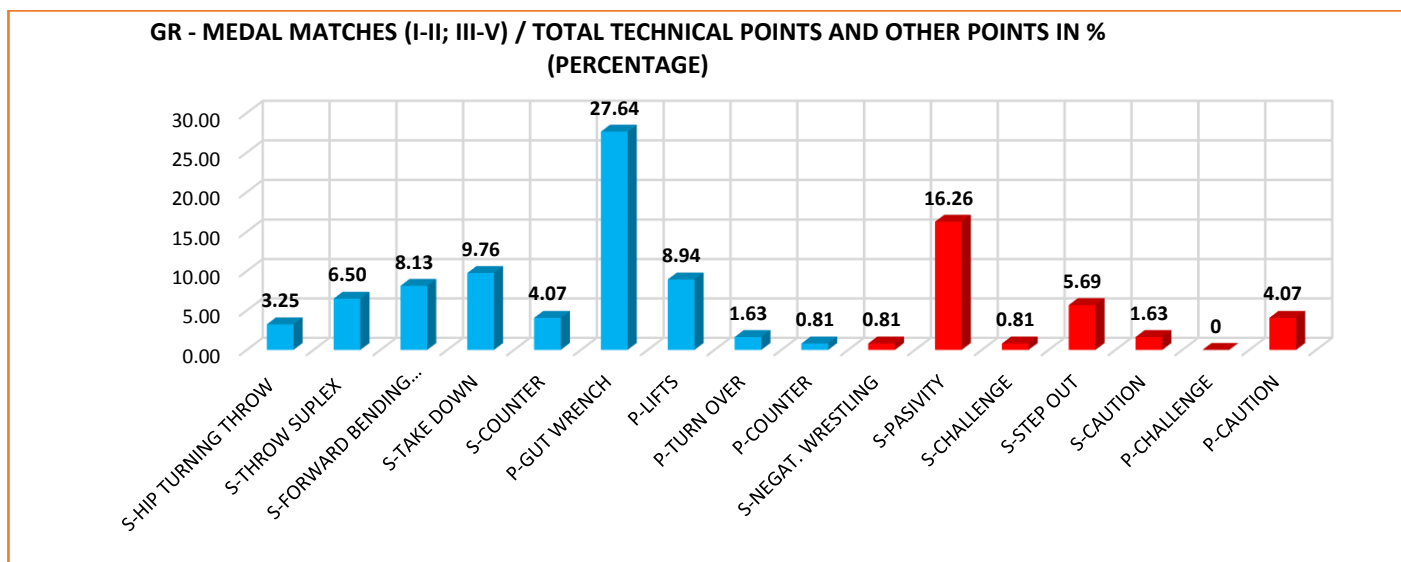
Sn.	POSITION	% POINTS FINAL MATCH.
1.	PERCENTAGE STANDING POSITION	56.91
2.	PERCENTAGE PARTERRE POSITION	43.09
<b>TOTAL =</b>		<b>100.00</b>



## 21. GR - MEDAL MATCHES (I-II; III-V) / TOTAL TECHNICAL POINTS AND OTHER POINTS

Table GR 39.

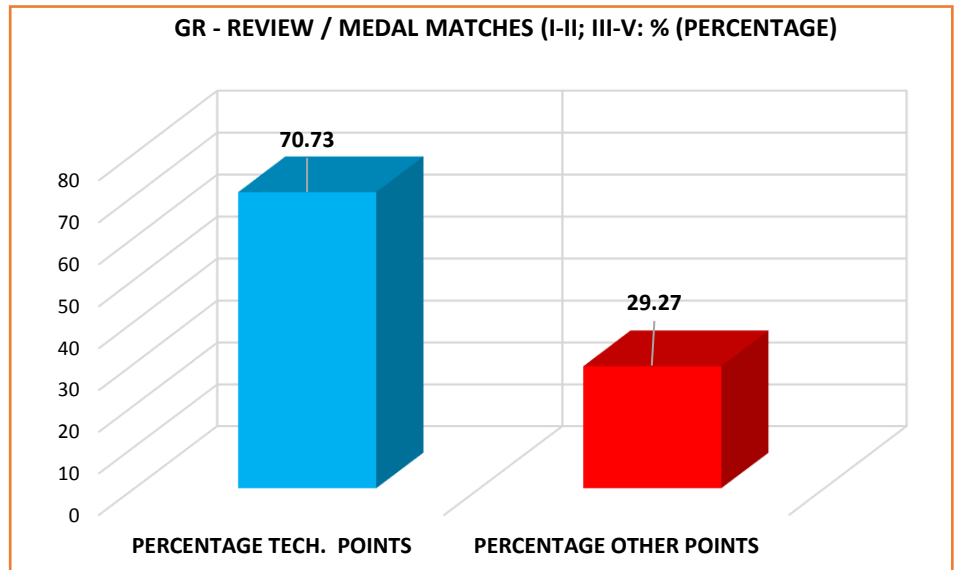
Sn	WRESTLING TECHNIQUES	No. points FINAL MATCH.	% FINAL MATCH.
<b>TECHNICAL POINTS</b>			
1	S-HIP TURNING THROW	8	3.25
2	S-THROW SUPLEX	16	6.50
3	S-FORWARD BENDING THROW	20	8.13
4	S-TAKE DOWN	24	9.76
5	S-COUNTER	10	4.07
6	S-NEGAT. WRESTLING	68	27.64
7	S-PASIVITY	22	8.94
8	S-CHALLENGE	4	1.63
9	S-STEP OUT	2	0.81
<b>TOTAL TECHNICAL POINTS =</b>		<b>174</b>	<b>70.73</b>
<b>OTHER POINTS</b>			
1	S-NEGAT. WRESTLING	2	0.81
2	S-PASIVITY	40	16.26
3	S-CHALLENGE	2	0.81
4	S-STEP OUT	14	5.69
5	S-CAUTION	4	1.63
6	P-CHALLENGE	0	0.00
7	P-CAUTION	10	4.07
<b>TOTAL OTHER POINTS =</b>		<b>72</b>	<b>29.27</b>
<b>ALL TOTAL =</b>		<b>246</b>	<b>100.00</b>



22. GR - REVIEW / MEDAL MATCHES (I-II; III-V) TECHNICAL POINTS AND OTHER POINTS IN % (PERCENTAGE)

**Table GR - 40.**

Sn.	TYPE OF POINTS	% POINTS FINAL MATCH.
1.	TECHNICAL POINTS	<b>70.73</b>
2.	OTHER POINTS	<b>29.27</b>
<b>TOTAL =</b>		<b>100.00</b>



23. GR - WQ/min (total points per minute) PER MEDAL MATCHES (I-II; III-V)

**Table GR – 41.**

<b>WQ/min (total points per minute) all matches</b>	<b>MEDAL MATCHES</b>
	<b>1.82</b> points per minute

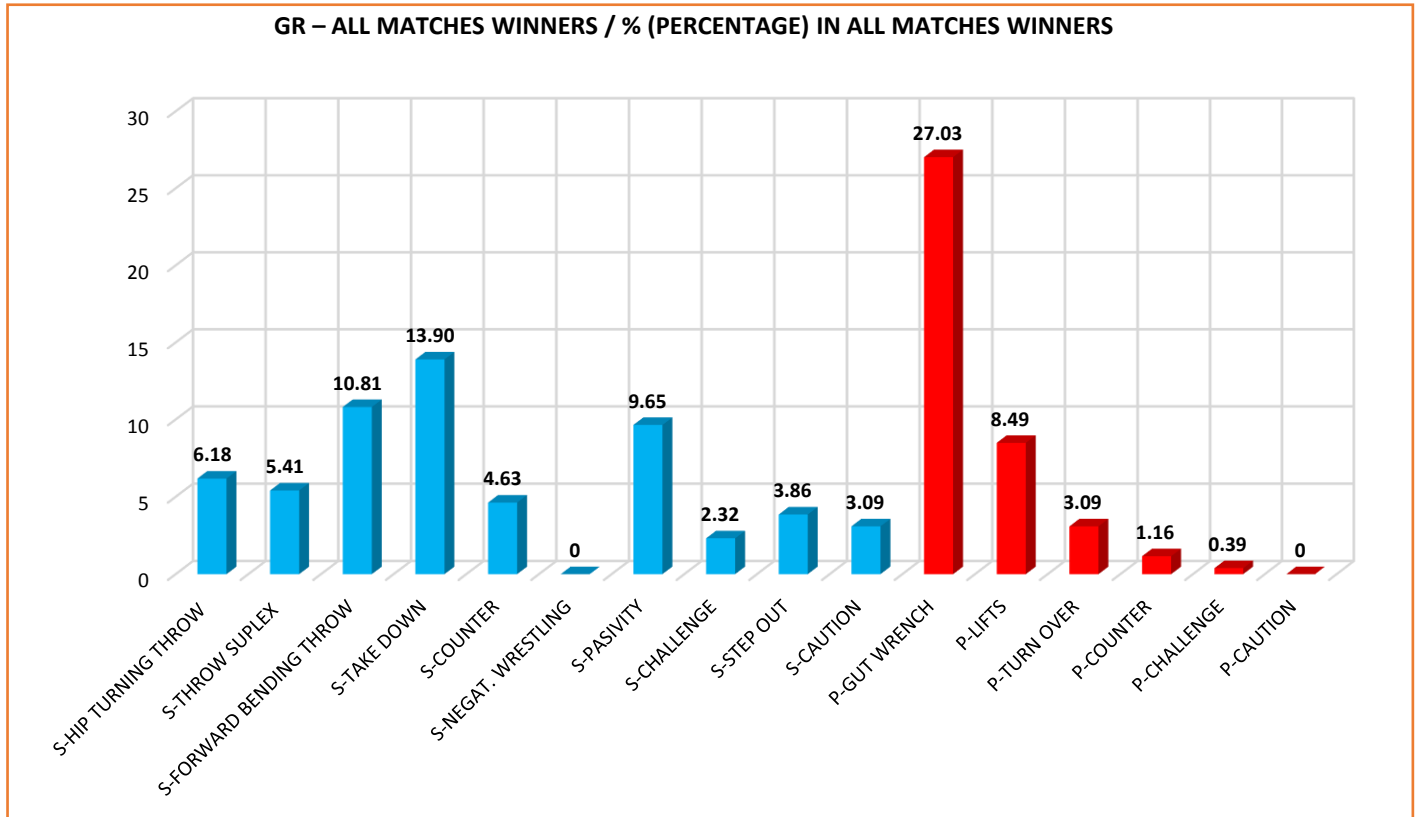


## V – ALL WINNERS WRESTLERS /GR

### 24. GR – ALL MATCHES WINNERS / TOTAL POINTS AND % (PERCENTAGE) IN ALL MATCHES WINNERS

**Table GR – 42.**

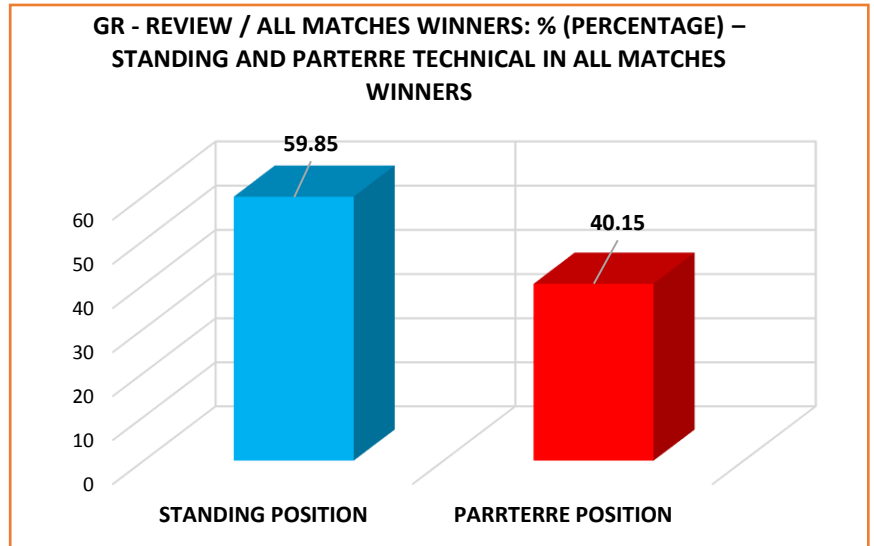
Sn	WRESTLING TECHNIQUES	POINTS ALL MATCHES WINNERS	% ALL MATCHES WINNERS
<b>STANDING POSITION</b>			
1	S-HIP TURNING THROW	16	6.18
2	S-THROW SUPLEX	14	5.41
3	S-FORWARD BENDING THROW	28	10.81
4	S-TAKE DOWN	36	13.90
5	S-COUNTER	12	4.63
6	S-NEGAT. WRESTLING	0	0.00
7	S-PASIVITY	25	9.65
8	S-CHALLENGE	6	2.32
9	S-STEP OUT	10	3.86
10	S-CAUTION	8	3.09
<b>TOTAL STANDING POSITION =</b>		<b>155</b>	<b>59.85</b>
<b>PARTERRE POSITION</b>			
1	P-GUT WRENCH	70	27.03
2	P-LIFTS	22	8.49
3	P-TURN OVER	0	0.00
4	P-COUNTER	3	1.16
5	P-CHALLENGE	1	0.39
6	P-CAUTION	8	3.09
<b>TOTAL PARTEREE POSITION =</b>		<b>104</b>	<b>40.15</b>
<b>ALL TOTAL =</b>		<b>259</b>	<b>100,00</b>



25. GR - REVIEW / ALL MATCHES WINNERS: TOTAL POINTS AND % (PERCENTAGE) – STANDING AND PARRTERRE TECHNICAL IN ALL MATCHES WINNERS

**Table GR – 43.**

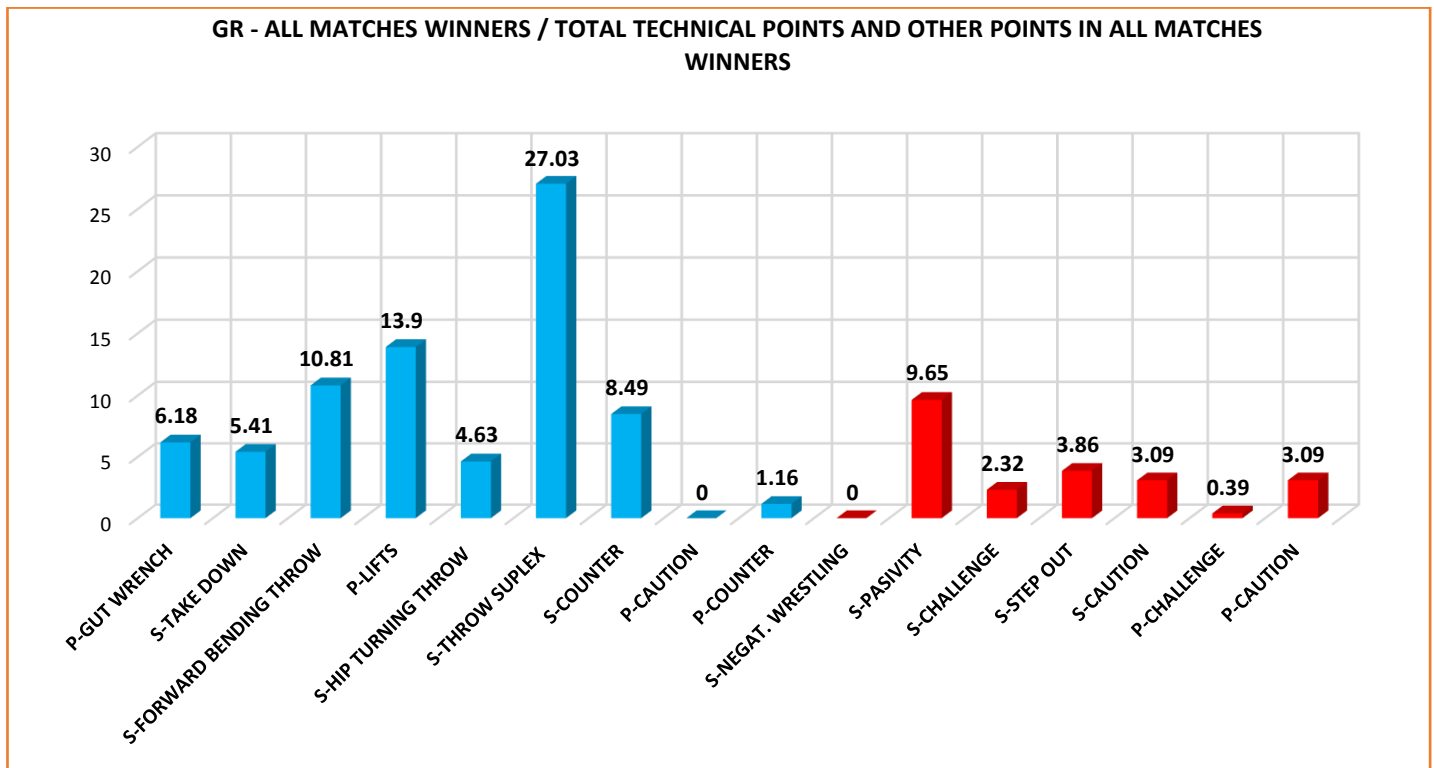
Sn.	POSITION	% ALL MATCHES WINNER
1.	STANDING POSITION	<b>59.85</b>
2.	PARRTERRE POSITION	<b>40.15</b>
TOTAL =		100.00



26. GR - ALL MATCHES WINNERS / TOTAL TECHNICAL POINTS AND OTHER POINTS IN ALL MATCHES WINNERS

**Table GR – 44.**

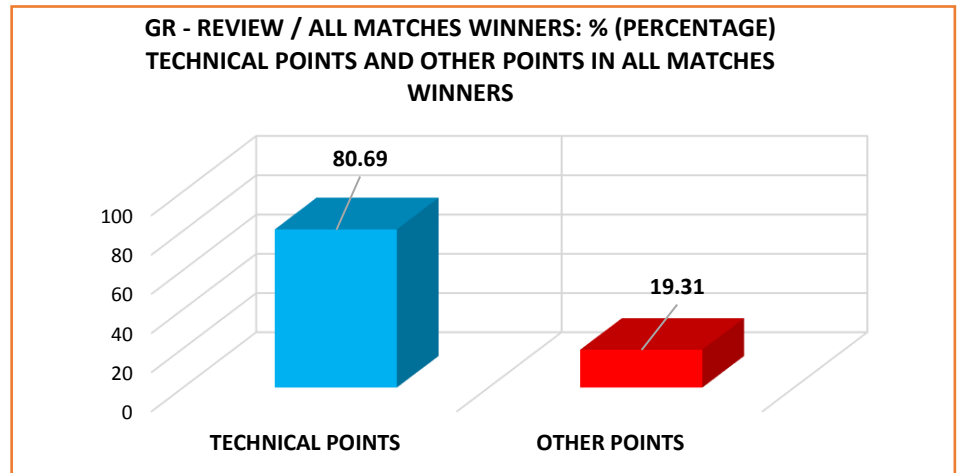
Sn	WRESTLING TECHNIQUES	POINTS	%
<b>TECHNICAL POINTS</b>			
1	S-HIP TURNING THROW	16	6.18
2	S-THROW SUPLEX	14	5.41
3	S-FORWARD BENDING THROW	28	10.81
4	S-TAKE DOWN	36	13.90
5	S-COUNTER	12	4.63
6	P-GUT WRENCH	70	27.03
7	P-LIFTS	22	8.49
8	P-TURN OVER	0	0.00
9	P-COUNTER	3	1.16
<b>TOTAL TECHNICAL POINTS =</b>		<b>201</b>	<b>80.69</b>
<b>OTHER POINTS</b>			
1	S-NEGAT. WRESTLING	0	0.00
2	S-PASIVITY	25	9.65
3	S-CHALLENGE	6	2.32
4	S-STEP OUT	10	3.86
5	S-CAUTION	8	3.09
6	P-CHALLENGE	1	0.39
7	P-CAUTION	8	3.09
<b>TOTAL OTHER POINTS =</b>		<b>58</b>	<b>19.31</b>
<b>ALL TOTAL =</b>		<b>259</b>	<b>100.00</b>



27. GR - REVIEW / ALL MATCHES WINNERS: TOTAL TECHNICAL POINTS AND OTHER POINTS IN ALL MATCHES WINNERS

Table GR – 45.

Sn.	TYPE OF POINTS	% ALL MATCHES WINNERS
1.	TECHNICAL POINTS	80.69
2.	OTHER POINTS	19.31
TOTAL =		100.00



28. GR - WQ/min (total points per minute): ALL MATCHES WINNERS

Table GR – 46.

WQ/min (total points per minute)	ALL MATCHES WINNER
	1.90 points per minute

## VI – RANKING LIST - MOST SUCCESSFUL WRESTLERS CHAMPIONSHIP / GR

### 29. GR – ALL WINNERS WRESTLERS PER CATEGORY - WIN POINTS

Table GR – 47.

CAT kg	NAME AND SURNAME	NAT	TECHNIQUES STANDING POSITION										TECHNIQUES PATERRE POSITION							TOTAL	CLASI. POINTSP	TOTAL MATCHES	TIME	
			HIP TURNING TH.	THROW SUPLEX	FORW. BENDING TH.	TAKE DOWN	COUNTER	NEGATIVE WREST.	PASIVITY	CHALLENGE	STEP OUT	CAUTION	TOTAL STANDING	GUT WRENCH	LIFTS	TURN OVER	COUNTER	CHALLENGE	CAUTION					TOTAL PATERREE
55	Dogus AYZACI	TUR							3	1		2	6	6	8				4	18	24	11	3	6.00
60	Sailike WALIHAN	CHN			4				3		2		9	16	4		1			21	30	13	4	14.72
63	Andres R. M. ARROYO	ECU	4		12	6	2		1	1	1		27	6	2			2		10	37	15	4	13.67
67	Makhmud BAKHSHILLOEV	UZB	4			8			1				13	6						6	19	11	3	9.95
72	Mohamed I. E. I. ELSAYED	EGY		4	4	4			2	2	1	2	19		4		2			6	25	11	3	18.00
77	Zotlan LEVAL	HUN	4	2		2			4				12		4					4	16	14	4	23.13
82	Singh GURPREET	IND	4		4	10	4		2	1	3	4	32	6						6	38	13	4	22.04
87	Viktor LORINCZ	HUN				2			4		2		8	6				1		7	15	12	4	24.00
97	Nikoloz KAKHELASHVILI	ITA					2		5		1		8	24					2	26	34	17	5	22.04
130	Abdellatif M. A. MOHAMED	EGY		8	4	4	4						21							0	21	16	4	17.37
<b>TOTAL =</b>			<b>16</b>	<b>14</b>	<b>28</b>	<b>36</b>	<b>12</b>	<b>0</b>	<b>25</b>	<b>6</b>	<b>10</b>	<b>8</b>	<b>155</b>	<b>70</b>	<b>22</b>	<b>0</b>	<b>3</b>	<b>1</b>	<b>8</b>	<b>104</b>	<b>259</b>	<b>133</b>	<b>38</b>	<b>170.92</b>

30. GR – ALL WINNERS WRESTLERS PER CATEGORY - LOST POINTS

Table GR – 48.

CAT kg	NAME AND SURNAME	NAT	TECHNIQUES STANDING POSITION											TECHNIQUES PATERRE POSITION							TECH. POINTS	CLASI. POINTSP	TOTAL MATCHES	TIME
			HIP TURNING TH.	THROW SUPLEX	FORW. BENDING TH.	TAKE DOWN	COUNTER	NEGATIVE WREST.	PASIVITY	CHALLENGE	STEP OUT	CAUTION	TOTAL STANDING	GUT WRENCH	LIFTS	TURN OVER	COUNTER	CHALLENGE	CAUTION	TOTAL PATERREE				
55	Dogus AYZACI	TUR											0						0	0	0	3	6.00	
60	Sailike WALIHAN	CHN	4						2				6	4			1			5	11	4	4	14.72
63	Andres R. M. ARROYO	ECU	2							2			4			2				2	6	4	4	13.67
67	Makhmud BAKHSHILLOEV	UZB											1							0	1	1	3	9.95
72	Mohamed I. E. I. ELSAYED	EGY		2		4							10	6	2					8	18	2	3	18.00
77	Zotlan LEVAI	HUN											2							0	2	1	4	23.13
82	Singh GURPREET	IND				2	2						5			8			2	10	15	2	4	22.04
87	Viktor LORINCZ	HUN											2							0	2	2	4	24.00
97	Nikoloz KAKHELASHVILI	ITA	4			2							9							0	9	3	5	22.04
130	Abdellatif M. A. MOHAMED	EGY											3	2		2				4	7	2	4	17.37
<b>TOTAL =</b>			10	2	0	8	2	2	14	0	4	0	42	12	2	12	1	0	2	29	71	23	38	170.92

### 31. GR – MOST SUCCESSFUL WRESTLER (INDEX – MSW)

Table GR - 49.

Rnk.	CAT kg	Name and surname	NAT	TIME	TP PLUS	TP MINUS	WQ/min (+/-)	Nb match	CP PLUS	CP MINUS	CP (+/-) (difeerent)	BWI
1.	55	Dogus AYZACI	TUR	9.00	24	0	2.67	3	11	0	3.67	6.34
					2.67	0.00			3.67	0		
2.	67	Makhmud BAKHSHILLOEV	UZB	9.95	19	1	1.81	3	11	1	3.67	5.15
					1.91	0.10			3.67	0.33		
3.	63	Andres R. M. ARROYO	ECU	13.67	37	6	2.27	4	15	4	3.75	5.02
					2.71	0.44			3.75	1.00		
4.	82	Singh GURPREET	IND	14.43	38	15	1.59	4	13	2	3.25	4.34
					2.63	1.04			3.25	0.50		
5.	130	Abdellatif M. A. MOHAMED	EGY	17.37	21	7	0.80	4	16	2	4.00	4.30
					1.21	0.41			4.00	0.50		
6.	97	Nikoloz KAKHELASHVILI	ITA	22.04	34	9	1.13	5	17	3	3.40	3.93
					1.54	0.41			3.40	0.60		
7.	77	Zotlan LEVAI	HUN	22.13	16	2	0.63	4	14	1	3.50	3.88
					0.72	0.09			3.50	0.25		
8.	60	Sailike WALIHAN	CHN	14.72	30	11	1.29	4	13	4	3.25	3.54
					2.04	0.75			3.25	1.00		
9.	87	Viktor LORINCZ	HUN	13.67	15	2	0.95	4	12	2	3.00	3.45
					1.10	0.15			3.00	0.50		
10..	72	Mohamed I. E. I. ELSAYED	EGY	18.00	25	18	0.39	3	11	2	3.67	3.40
					1.39	1.00			3.67	0.66		

#### FORMULA

$$MSW = (WQ/minW - WQ/minL) + (CPW/NM - CPL/NM)$$

#### Legend:

**MSW** – Most Successful Wrestler (Index)

WQ/minW– Number WIN (+) points per 1 minute

WQ/minL – Number lost (-) points per 1 minute

CPW – Classification points WIN (+)

CPL – Classification points lost (-)

NM – Number matches

## VII – REVIEW BY THREE BASIC VARIABLE AND THREE TYPES OF ANALYSIS / GR

32. GR - REVIEW POINTS STANDING AND PARTERRE: 1. ALL MATCHES, 2. FINAL MATCHES I-II AND III-V, 3. ALL MATCHES WINNERS

Table GR – 50.

Sn	TECHNIQUES	ALL MATCHES	MEDAL MATCHES	WINNER MATCHES
<b>TECHNIQUES STANDING POSITION</b>				
1	S-HIP TURNING THROW	5.02	3.25	6.18
2	S-THROW SUPLEX	8.25	6.50	5.41
3	S-FORWARD BENDING THROW	6.10	8.13	10.81
4	S-TAKE DOWN	11.84	9.76	13.90
5	S-COUNTER	5.02	4.07	4.63
6	S-NEGAT. WRESTLING	1.17	0.81	0.00
7	S-PASIVITY	13.99	16.26	9.65
8	S-CHALLENGE	1.08	0.81	2.32
9	S-STEP OUT	6.01	5.69	3.86
10	S-CAUTION	2.15	1.63	3.09
<b>TECHNIQUES PARTERRE POSITION</b>				
11	P-GUT WRENCH	25.83	27.64	27.03
12	P-LIFTS	7.00	8.94	8.49
13	P-TURN OVER	3.23	1.63	0.00
14	P-COUNTER	1.88	0.81	1.16
15	P-CHALLENGE	0.36	0.00	0.39
16	P-CAUTION	1.08	4.07	3.09

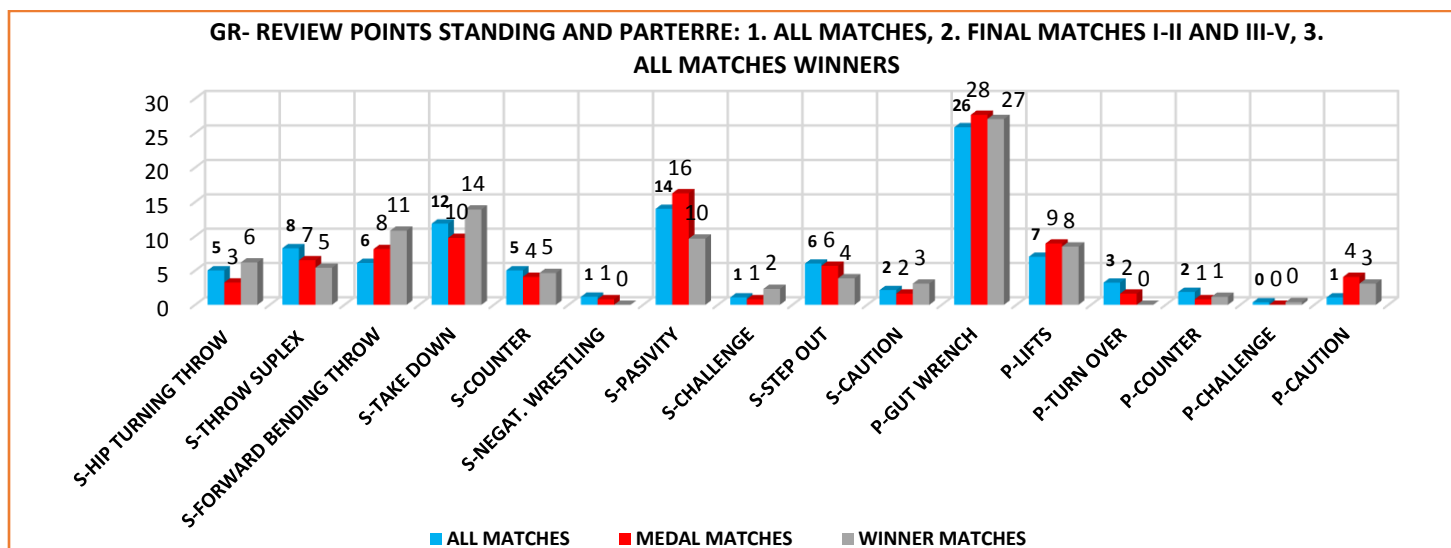
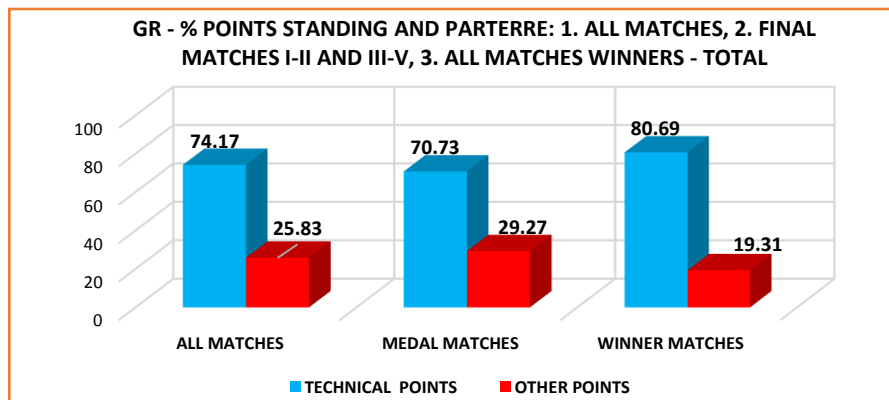


Table GR – 51.

POSITION	ALL MATCHES	MEDAL MATCHES	WINNER MATCHES
STANDING POSITION	60.63	56.61	59.85
PARTERRE POSITION	39.37	43.09	40.15
<b>TOTAL =</b>	<b>100.00</b>	<b>100.00</b>	<b>100.00</b>



33. GR - REVIEW TECHNICAL POINTS - OTHER POINTS: ALL MATCHES, 2. FINAL MATCHES I-II AND III-V, 3. ALL MATCHES WINNERS

Table GR – 52.

Sn	TECHNIQUES	ALL MATCHES	MEDAL MATCHES	WINNER MATCHES
<b>TECHNICAL POINTS</b>				
1	S-HIP TURNING THROW	5.02	3.25	6.18
2	S-THROW SUPLEX	8.25	6.50	5.41
3	S-FORWARD BENDING THROW	6.10	8.13	10.81
4	S-TAKE DOWN	11.84	9.76	13.90
5	S-COUNTER	5.02	4.07	4.63
6	P-GUT WRENCH	25.83	27.64	27.03
7	P-LIFTS	7.00	8.94	8.49
8	P-TURN OVER	3.23	1.63	0.00
9	P-COUNTER	1.88	0.81	1.16
<b>OTHER POINTS</b>				
10	S-NEGAT. WRESTLING	1.17	0.81	0.00
11	S-PASIVITY	13.99	16.26	9.65
12	S-CHALLENGE	1.08	0.81	2.32
13	S-STEP OUT	6.01	5.69	3.86
14	S-CAUTION	2.15	1.63	3.09
15	P-CHALLENGE	0.36	0.00	0.39
16	P-CAUTION	1.08	4.07	3.09

GR - REVIEW TECHNICAL POINTS - OTHER POINTS: ALL MATCHES, 2. FINAL MATCHES I-II AND III-V, 3. ALL MATCHES WINNERS

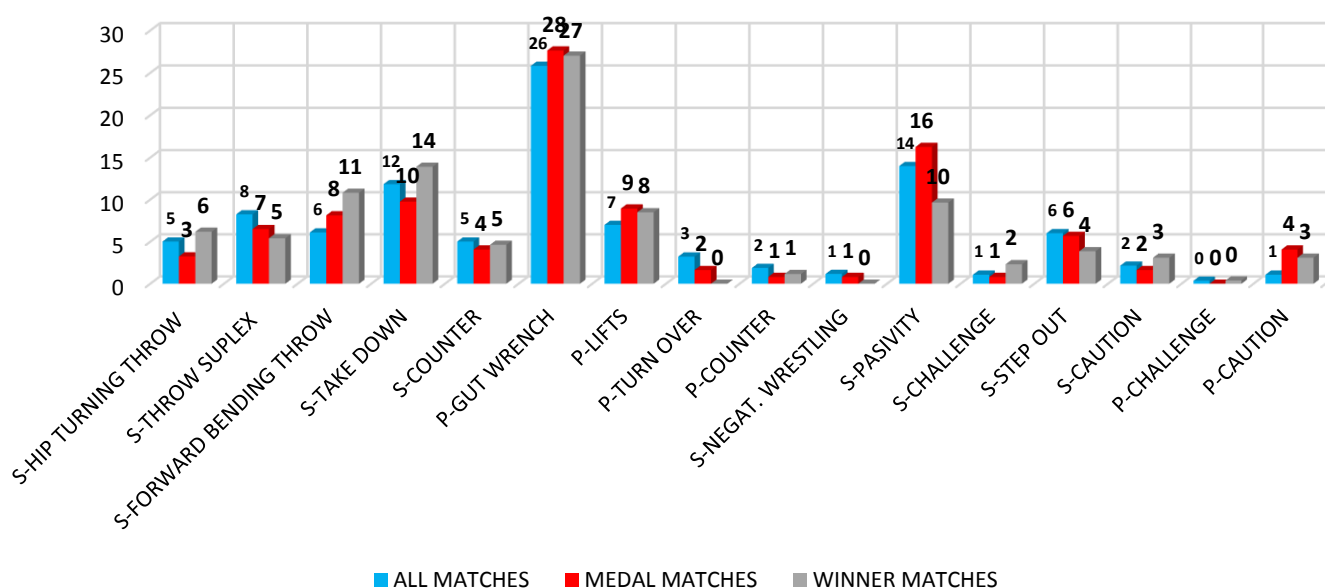
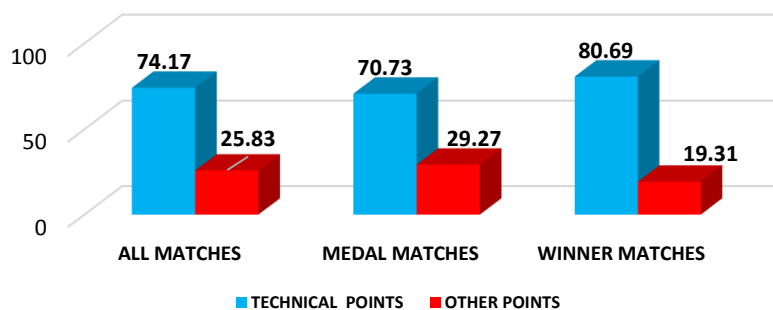


Table GR – 53.

TYPE OF POINTS	ALL MATCHES	MEDAL MATCHES	WINNER MATCHES
TECHNICAL POINTS	74.17	70.73	80.69
OTHER POINTS	25.83	29.27	19.31
TOTAL =	100.00	100.00	100.00

GR - % POINTS STANDING AND PARTERRE: 1. ALL MATCHES, 2. FINAL MATCHES I-II AND III-V, 3. ALL MATCHES WINNERS - TOTAL

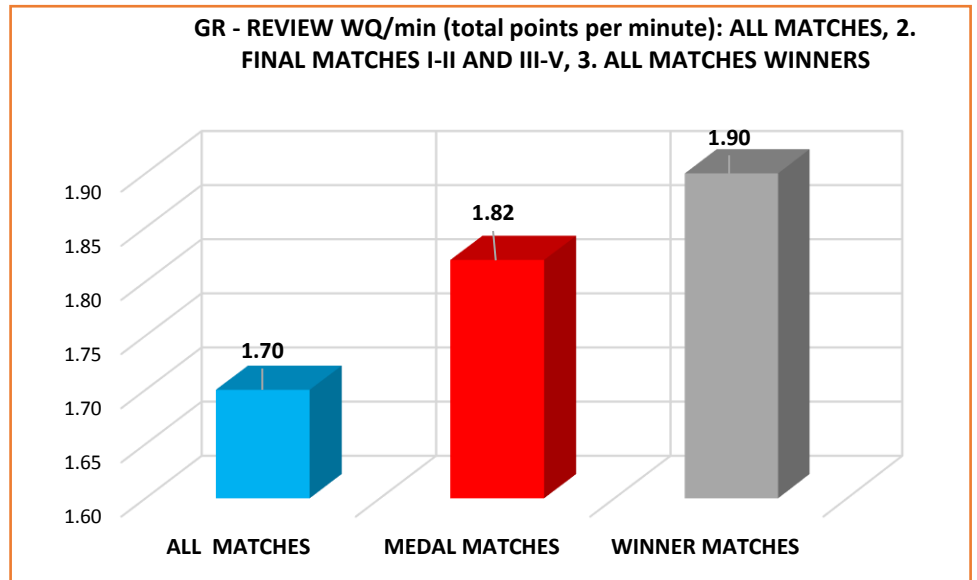




34. GR - REVIEW WQ/min (total points per minute): ALL MATCHES, 2. FINAL MATCHES I-II AND III-V, 3. ALL MATCHES WINNERS

Table GR – 54.

Sn	TYPE MATCHES	WQ/min
1	ALL MATCHES	<b>1.70</b>
2	MEDAL MATCHES	<b>1.82</b>
3	WINNER MATCHES	<b>1.90</b>



# FREE STYLE

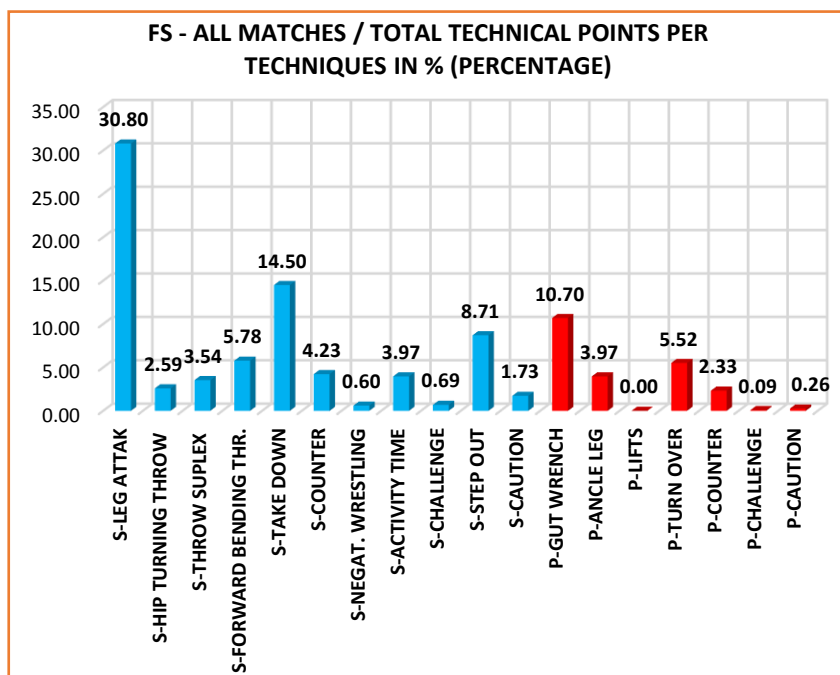
# I – GENERAL DATA /FS,

## ANALYSIS OF ALL MATCHES – FS STYLE

### 1. FS - ALL MATCHES / TOTAL POINTS PER TECHNICAL AND % (PERCENTAGE)

Table FS 1.

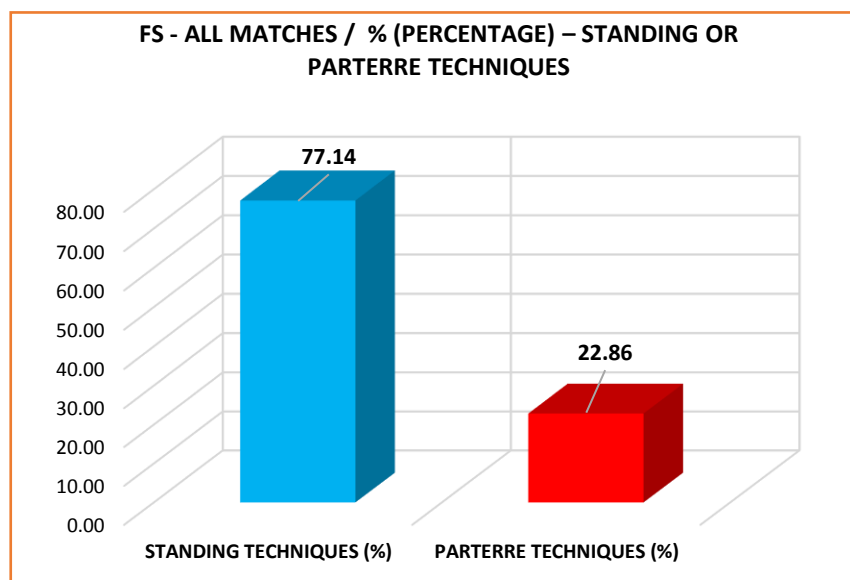
Sn	WRESTLING TECHNIQUES	POINTS	%
<b>STANDING POSITION</b>			
1	S-LEG ATTACK	357	30.80
2	S-HIP TURNING THROW	30	2.59
3	S-THROW SUPLEX	41	3.54
4	S-FORWARD BENDING THR.	67	5.78
5	S-TAKE DOWN	168	14.50
6	S-COUNTER	49	4.23
7	S-NEGAT. WRESTLING	7	0.60
8	S-ACTIVITY TIME	46	3.97
9	S-CHALLENGE	8	0.69
10	S-STEP OUT	101	8.71
11	S-CAUTION	20	1.73
<b>TOTAL =</b>		<b>894</b>	<b>77.14</b>
<b>PARTEREE POSITION</b>			
1	P-GUT WRENCH	124	10.70
2	P-ANCLE LEG	46	3.97
3	P-LIFTS	0	0.00
4	P-TURN OVER	64	5.52
5	P-COUNTER	27	2.33
6	P-CHALLENGE	1	0.09
7	P-CAUTION	3	0.26
<b>TOTAL =</b>		<b>265</b>	<b>22.86</b>
<b>ALL TOTAL =</b>		<b>1.159</b>	<b>100.00</b>



### 2. FS - ALL MATCHES / TOTAL POINTS AND % (PERCENTAGE) – STANDING OR PARTERRE TECHNIQUES

Table FS 2.

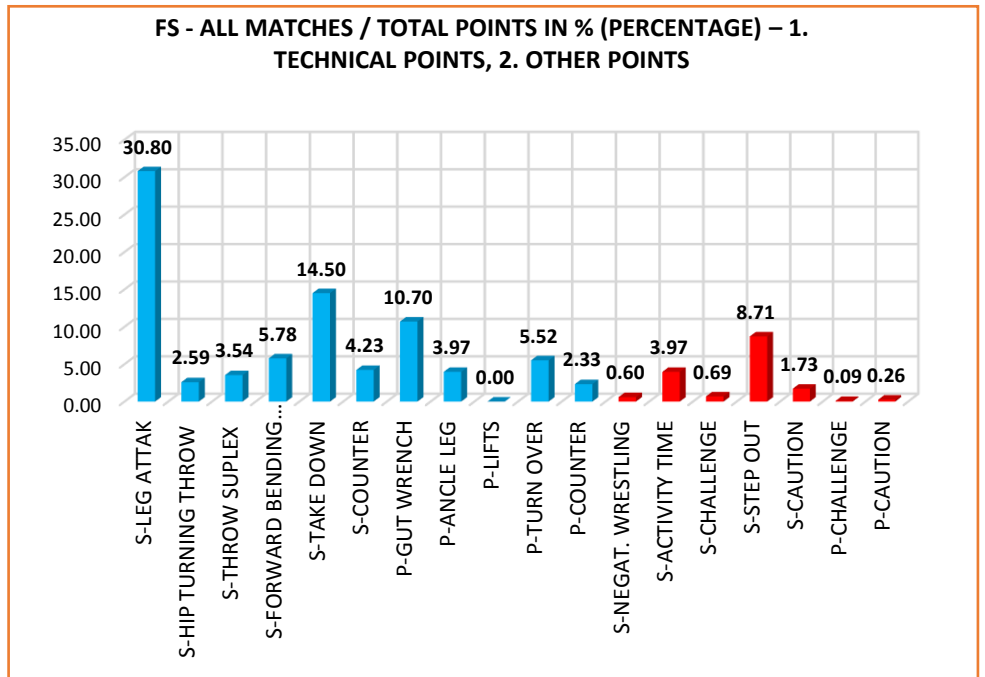
Sn.	POSITION	No. points	% points
1.	POINTS STANDING TECHNIQUES	894	77.14
2.	POINTS PARTERRE TECHNIQUES	265	22.86
<b>TOTAL =</b>		<b>1.159</b>	<b>100.00</b>



### 3. FS - ALL MATCHES / TOTAL POINTS IN % (PERCENTAGE) – 1. TECHNICAL POINTS, 2. OTHER POINTS

Table FS 3.

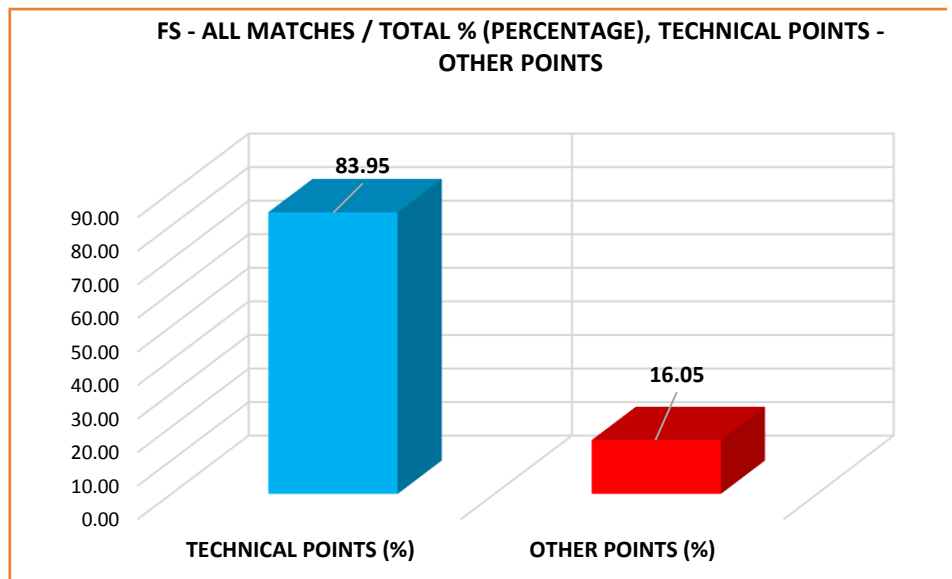
Sn	WRESTLING TECHNIQUES	%
<b>TECHNICAL POINTS</b>		
1	S-LEG ATTAK	30.80
2	S-HIP TURNING THROW	2.59
3	S-THROW SUPLEX	3.54
4	S-FORWARD BENDING THR.	5.78
5	S-TAKE DOWN	14.50
6	S-COUNTER	4.23
7	P-GUT WRENCH	10.70
8	P-ANGLE LEG	3.97
9	P-LIFTS	0.00
10	P-TURN OVER	5.52
11	P-COUNTER	2.33
<b>TOTAL TECHNICAL POINTS =</b>		<b>83.95</b>
<b>OTHER POINTS</b>		
1	S-NEGAT. WRESTLING	0.60
2	S-ACTIVITY TIME	3.97
3	S-CHALLENGE	0.69
4	S-STEP OUT	8.71
5	S-CAUTION	1.73
6	P-CHALLENGE	0.09
7	P-CAUTION	0.26
<b>TOTAL OTHER POINTS =</b>		<b>16.05</b>
<b>ALL TOTAL =</b>		<b>100.00</b>



### 4. FS - ALL MATCHES / TOTAL TECHNICAL POINTS - OTHER POINTS AND % (PERCENTAGE)

Table FS 4.

Sn.	TYPE OF POINTS	No. points	%
1.	TECHNICAL POINTS	973	<b>83.95</b>
2.	OTHER POINTS	186	<b>16.05</b>
<b>TOTAL =</b>		<b>1.159</b>	<b>100.00</b>



### 5. FS – ALL MATCHES / WQ/min (total points per minute)

Table FS 5.

<b>WQ/min (total points per minute) for all matches =</b>	<b>1.95 points per minute</b>
---	-------------------------------

## II - WEIGHT CATEGORY /FS,

### 6. FS - WEIGHT CATEGORY / TOTAL POINTS PER CATEGORY - TECHNICAL POINTS AND % (PERCENTAGE)

#### LIGHT CATEGORY

Table FS 6.

FS - 57 kg			
Sn	WRESTLING TECHNIQUES	POINTS	%
<b>STANDING POSITION</b>			
1	S-LEG ATTAK	45	33,09
2	S-HIP TURNING THROW	4	2,94
3	S-THROW SUPLEX	6	4,41
4	S-FORWARD BENDING THROW	12	8,82
5	S-TAKE DOWN	12	8,82
6	S-COUNTER	6	4,41
7	S-NEGAT. WRESTLING	2	1,47
8	S-ACTIVITY TIME	6	4,41
9	S-CHALLENGE	0	0,00
10	S-STEP OUT	9	6,62
11	S-CAUTION	1	0,74
<b>TOTAL STANDING POSITION =</b>		<b>103</b>	<b>75.54</b>
<b>PARTEREE POSITION</b>			
1	P-GUT WRENCH	12	8,82
2	P-ANGLE LEG	0	0,00
3	P-LIFTS	0	0,00
4	P-TURN OVER	16	11,76
5	P-COUNTER	5	3,68
6	P-CHALLENGE	0	0,00
7	P-CAUTION	0	0,00
<b>TOTAL PARTEREE POSITION =</b>		<b>33</b>	<b>24.26</b>
<b>ALL TOTAL =</b>		<b>136</b>	<b>100.00</b>
<b>TIME =</b>		<b>74.10</b>	
<b>WQ/min =</b>		<b>1.83</b>	

Table FS 7.

FS - 61 kg			
Sn	WRESTLING TECHNIQUES	POINTS	%
<b>STANDING POSITION</b>			
1	S-LEG ATTAK	20	29,85
2	S-HIP TURNING THROW	0	0,00
3	S-THROW SUPLEX	4	5,97
4	S-FORWARD BENDING THROW	8	11,94
5	S-TAKE DOWN	16	23,88
6	S-COUNTER	0	0,00
7	S-NEGAT. WRESTLING	0	0,00
8	S-ACTIVITY TIME	1	1,49
9	S-CHALLENGE	0	0,00
10	S-STEP OUT	3	4,48
11	S-CAUTION	0	0,00
<b>TOTAL STANDING POSITION =</b>		<b>52</b>	<b>77.61</b>
<b>PARTEREE POSITION</b>			
1	P-GUT WRENCH	14	20,90
2	P-ANGLE LEG	0	0,00
3	P-LIFTS	0	0,00
4	P-TURN OVER	0	0,00
5	P-COUNTER	1	1,49
6	P-CHALLENGE	0	0,00
7	P-CAUTION	0	0,00
<b>TOTAL PARTEREE POSITION =</b>		<b>15</b>	<b>22.39</b>
<b>ALL TOTAL =</b>		<b>67</b>	<b>100.00</b>
<b>TIME =</b>		<b>29.30</b>	
<b>WQ/min =</b>		<b>2.29</b>	

Table FS 8.

FS - 65 kg			
Sn	WRESTLING TECHNIQUES	POINTS	%
<b>STANDING POSITION</b>			
1	S-LEG ATTAK	66	30,14
2	S-HIP TURNING THROW	10	4,57
3	S-THROW SUPLEX	0	0,00
4	S-FORWARD BENDING THROW	27	12,33
5	S-TAKE DOWN	24	10,96
6	S-COUNTER	13	5,94
7	S-NEGAT. WRESTLING	0	0,00
8	S-ACTIVITY TIME	6	2,74
9	S-CHALLENGE	3	1,37
10	S-STEP OUT	16	7,31
11	S-CAUTION	1	0,46
<b>TOTAL STANDING POSITION =</b>		<b>166</b>	<b>75.80</b>
<b>PARTEREE POSITION</b>			
1	P-GUT WRENCH	18	8,22
2	P-ANGLE LEG	4	1,83
3	P-LIFTS	0	0,00
4	P-TURN OVER	20	9,13
5	P-COUNTER	9	4,11
6	P-CHALLENGE	0	0,00
7	P-CAUTION	2	0,91
<b>TOTAL PARTEREE POSITION =</b>		<b>53</b>	<b>24.20</b>
<b>ALL TOTAL =</b>		<b>219</b>	<b>100.00</b>
<b>TIME =</b>		<b>106.3</b>	
<b>WQ/min =</b>		<b>2.06</b>	

MIDDLE CATEGORY

Table FS 9

FS - 74 kg			
Sn	WRESTLING TECHNIQUES	POINTS	%
<b>STANDING POSITION</b>			
1	S-LEG ATTAK	52	28,11
2	S-HIP TURNING THROW	4	2,16
3	S-THROW SUPLEX	0	0,00
4	S-FORWARD BENDING THROW	4	2,16
5	S-TAKE DOWN	36	19,46
6	S-COUNTER	4	2,16
7	S-NEGAT. WRESTLING	3	1,62
8	S-ACTIVITY TIME	6	3,24
9	S-CHALLENGE	0	0,00
10	S-STEP OUT	15	8,11
11	S-CAUTION	6	3,24
<b>TOTAL STANDING POSITION =</b>		<b>130</b>	<b>70.27</b>
<b>PARTEREE POSITION</b>			
1	P-GUT WRENCH	28	15,14
2	P-ANGLE LEG	18	9,73
3	P-LIFTS	0	0,00
4	P-TURN OVER	4	2,16
5	P-COUNTER	3	1,62
6	P-CHALLENGE	1	0,54
7	P-CAUTION	1	0,54
<b>TOTAL PARTEREE POSITION =</b>		<b>55</b>	<b>29.73</b>
<b>ALL TOTAL =</b>		<b>185</b>	<b>100.00</b>
<b>TIME =</b>		<b>100.30</b>	
<b>WQ/min =</b>		<b>1.84</b>	

Table FS 10.

FS - 79 kg			
Sn	WRESTLING TECHNIQUES	POINTS	%
<b>STANDING POSITION</b>			
1	S-LEG ATTAK	16	50,00
2	S-HIP TURNING THROW	4	12,50
3	S-THROW SUPLEX	0	0,00
4	S-FORWARD BENDING THROW	0	0,00
5	S-TAKE DOWN	2	6,25
6	S-COUNTER	0	0,00
7	S-NEGAT. WRESTLING	0	0,00
8	S-ACTIVITY TIME	1	3,13
9	S-CHALLENGE	0	0,00
10	S-STEP OUT	3	9,38
11	S-CAUTION	0	0,00
<b>TOTAL STANDING POSITION =</b>		<b>26</b>	<b>81.25</b>
<b>PARTEREE POSITION</b>			
1	P-GUT WRENCH	0	0,00
2	P-ANGLE LEG	6	18,75
3	P-LIFTS	0	0,00
4	P-TURN OVER	0	0,00
5	P-COUNTER	0	0,00
6	P-CHALLENGE	0	0,00
7	P-CAUTION	0	0,00
<b>TOTAL PARTEREE POSITION =</b>		<b>6</b>	<b>18.75</b>
<b>ALL TOTAL =</b>		<b>32</b>	<b>100.00</b>
<b>TIME =</b>		<b>15.58</b>	
<b>WQ/min =</b>		<b>2.05</b>	

Table FS 11.

FS - 86 kg			
Sn	WRESTLING TECHNIQUES	POINTS	%
<b>STANDING POSITION</b>			
1	S-LEG ATTAK	36	20,57
2	S-HIP TURNING THROW	4	2,29
3	S-THROW SUPLEX	6	3,43
4	S-FORWARD BENDING THROW	8	4,57
5	S-TAKE DOWN	30	17,14
6	S-COUNTER	10	5,71
7	S-NEGAT. WRESTLING	1	0,57
8	S-ACTIVITY TIME	8	4,57
9	S-CHALLENGE	1	0,57
10	S-STEP OUT	20	11,43
11	S-CAUTION	2	1,14
<b>TOTAL STANDING POSITION =</b>		<b>126</b>	<b>72.00</b>
<b>PARTEREE POSITION</b>			
1	P-GUT WRENCH	26	14,86
2	P-ANGLE LEG	10	5,71
3	P-LIFTS	0	0,00
4	P-TURN OVER	8	4,57
5	P-COUNTER	5	2,86
6	P-CHALLENGE	0	0,00
7	P-CAUTION	0	0,00
<b>TOTAL PARTEREE POSITION =</b>		<b>49</b>	<b>28.00</b>
<b>ALL TOTAL =</b>		<b>175</b>	<b>100.00</b>
<b>TIME =</b>		<b>79.06</b>	
<b>WQ/min =</b>		<b>2.21</b>	

HEAVYWEIGHT CATEGORY

Table FS 12.

FS - 97 kg			
Sn	WRESTLING TECHNIQUES	POINTS	%
<b>STANDING POSITION</b>			
1	S-LEG ATTAK	94	40,52
2	S-HIP TURNING THROW	4	1,72
3	S-THROW SUPLEX	17	7,33
4	S-FORWARD BENDING THROW	8	3,45
5	S-TAKE DOWN	34	14,66
6	S-COUNTER	4	1,72
7	S-NEGAT. WRESTLING	1	0,43
8	S-ACTIVITY TIME	12	5,17
9	S-CHALLENGE	3	1,29
10	S-STEP OUT	21	9,05
11	S-CAUTION	3	1,29
<b>TOTAL STANDING POSITION =</b>		<b>201</b>	<b>86.64</b>
<b>PARTEREE POSITION</b>			
1	P-GUT WRENCH	18	7,76
2	P-ANGLE LEG	4	1,72
3	P-LIFTS	0	0,00
4	P-TURN OVER	8	3,45
5	P-COUNTER	1	0,43
6	P-CHALLENGE	0	0,00
7	P-CAUTION	0	0,00
<b>TOTAL PARTEREE POSITION =</b>		<b>31</b>	<b>13.36</b>
<b>ALL TOTAL =</b>		<b>232</b>	<b>100.00</b>
<b>TIME =</b>		<b>127.70</b>	
<b>WQ/min =</b>		<b>1.82</b>	

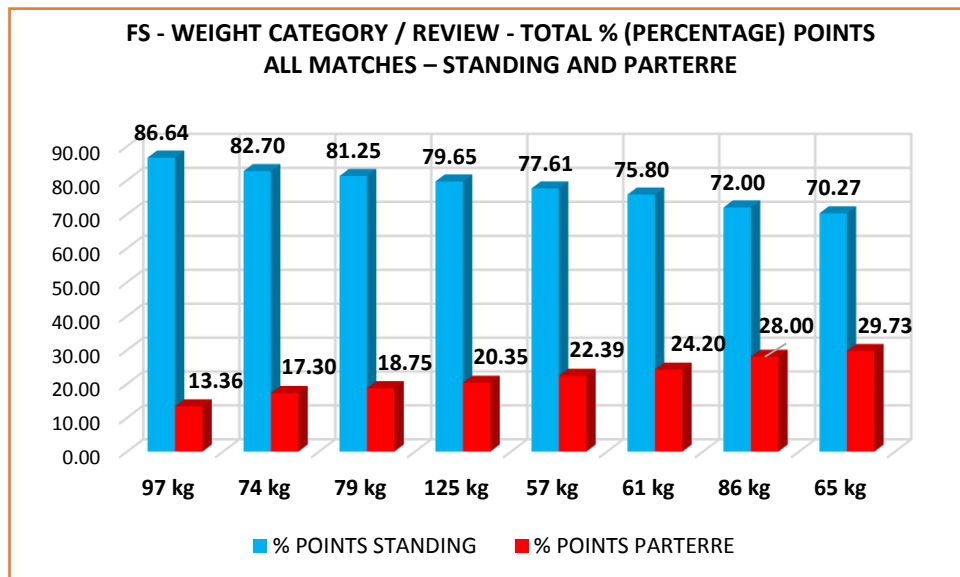
Table FS 13.

FS - 125 kg			
Sn	WRESTLING TECHNIQUES	POINTS	%
<b>STANDING POSITION</b>			
1	S-LEG ATTAK	28	24,78
2	S-HIP TURNING THROW	0	0,00
3	S-THROW SUPLEX	8	7,08
4	S-FORWARD BENDING THROW	0	0,00
5	S-TAKE DOWN	14	12,39
6	S-COUNTER	12	10,62
7	S-NEGAT. WRESTLING	0	0,00
8	S-ACTIVITY TIME	6	5,31
9	S-CHALLENGE	1	0,88
10	S-STEP OUT	14	12,39
11	S-CAUTION	7	6,19
<b>TOTAL STANDING POSITION =</b>		<b>90</b>	<b>79.65</b>
<b>PARTEREE POSITION</b>			
1	P-GUT WRENCH	8	7,08
2	P-ANGLE LEG	4	3,54
3	P-LIFTS	0	0,00
4	P-TURN OVER	8	7,08
5	P-COUNTER	3	2,65
6	P-CHALLENGE	0	0,00
7	P-CAUTION	0	0,00
<b>TOTAL PARTEREE POSITION =</b>		<b>23</b>	<b>20.35</b>
<b>ALL TOTAL =</b>		<b>113</b>	<b>100.00</b>
<b>TIME =</b>		<b>61.06</b>	
<b>WQ/min =</b>		<b>1.85</b>	

## 7. FS - WEIGHT CATEGORY / REVIEW - TOTAL % (PERCENTAGE) ALL MATCHES – STANDING AND PARTERRE TECHNICAL

Table FS 14.

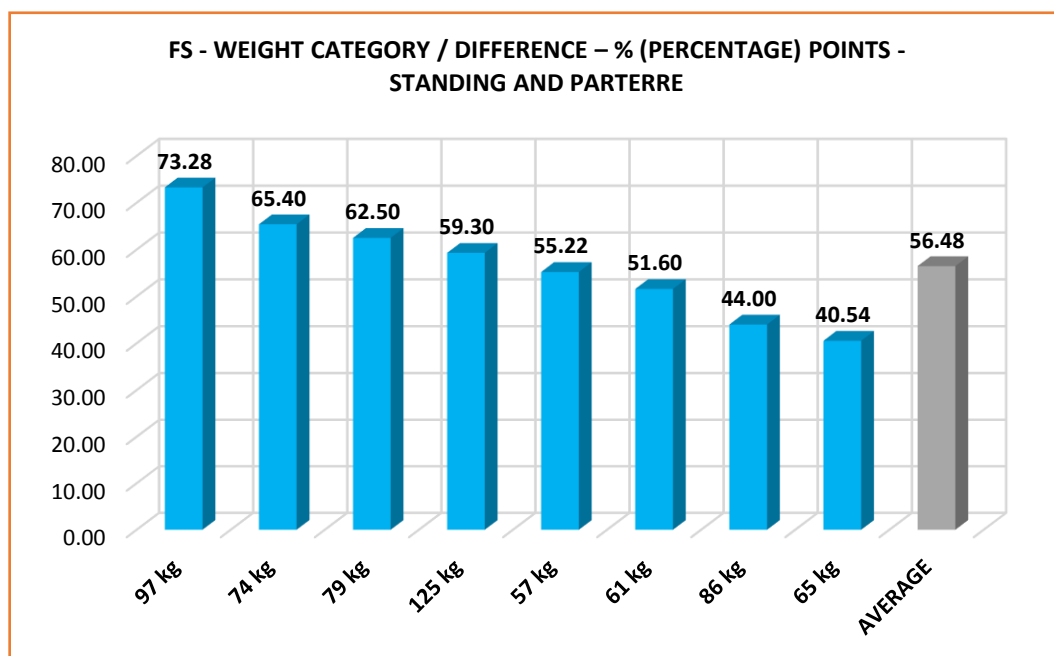
Sn	Cat	% POINTS STANDING	% POINTS PARTERRE
1	97 kg	<b>86,64</b>	<b>13,36</b>
2	74 kg	<b>82,70</b>	<b>17,30</b>
3	79 kg	<b>81,25</b>	<b>18,75</b>
4	125 kg	<b>79,65</b>	<b>20,35</b>
5	57 kg	<b>77,61</b>	<b>22,39</b>
6	61 kg	<b>75,80</b>	<b>24,20</b>
7	86 kg	<b>72,00</b>	<b>28,00</b>



## 8. FS - WEIGHT CATEGORY / DIFFERENCE – % (PERCENTAGE) OF STANDING AND PARTERRE TECHNICAL

Table FS 15.

Sn	Kat.	DIFFERENCE
1	97 kg	73,28
2	74 kg	65,40
3	79 kg	62,50
4	125 kg	59,30
5	57 kg	55,22
6	61 kg	51,60
7	86 kg	44,00
8	65 kg	40,54
<b>AVERAGE</b>		<b>56.48</b>





9. FS - WEIGHT CATEGORY/TOTAL POINTS PER CATEGORY AND % (PERCENTAGE)–1. TECHNICAL POINTS, 2. OTHER POINTS

LIGHT CATEGORY

Table FS 16.

FS - 57 kg			
Sn	WRESTLING TECHNIQUES	POINTS	%
<b>TECHNICAL POINTS</b>			
1	S-LEG ATTAK	45	33,09
2	S-HIP TURNING THROW	4	2,94
3	S-THROW SUPLEX	6	4,41
4	S-FORWARD BENDING THROW	12	8,82
5	S-TAKE DOWN	12	8,82
6	S-COUNTER	6	4,41
7	P-GUT WRENCH	12	8,82
8	P-ANCLE LEG	0	0,00
9	P-LIFTS	0	0,00
10	P-TURN OVER	16	11,76
11	P-COUNTER	5	3,68
<b>TOTAL TECHNICAL POINTS =</b>		<b>118</b>	<b>86.76</b>
<b>OTHER POINTS</b>			
1	S-NEGAT. WRESTLING	2	1,47
2	S-ACTIVITY TIME	6	4,41
3	S-CHALLENGE	0	0,00
4	S-STEP OUT	9	6,62
5	S-CAUTION	1	0,74
6	P-CHALLENGE	0	0,00
7	P-CAUTION	0	0,00
<b>TOTAL OTHER POINTS =</b>		<b>18</b>	<b>13.24</b>
<b>ALL TOTAL =</b>		<b>136</b>	<b>100.00</b>

Table FS 17.

FS - 61 kg			
Sn	WRESTLING TECHNIQUES	POINTS	%
<b>TECHNICAL POINTS</b>			
1	S-LEG ATTAK	20	29,85
2	S-HIP TURNING THROW	0	0,00
3	S-THROW SUPLEX	4	5,97
4	S-FORWARD BENDING THROW	8	11,94
5	S-TAKE DOWN	16	23,88
6	S-COUNTER	0	0,00
7	P-GUT WRENCH	14	20,90
8	P-ANCLE LEG	0	0,00
9	P-LIFTS	0	0,00
10	P-TURN OVER	0	0,00
11	P-COUNTER	1	1,49
<b>TOTAL TECHNICAL POINTS =</b>		<b>63</b>	<b>94.03</b>
<b>OTHER POINTS</b>			
1	S-NEGAT. WRESTLING	0	0,00
2	S-ACTIVITY TIME	1	1,49
3	S-CHALLENGE	0	0,00
4	S-STEP OUT	3	4,48
5	S-CAUTION	0	0,00
6	P-CHALLENGE	0	0,00
7	P-CAUTION	0	0,00
<b>TOTAL OTHER POINTS =</b>		<b>4</b>	<b>5.97</b>
<b>ALL TOTAL =</b>		<b>67</b>	<b>100.00</b>

Table FS 18.

FS - 65 kg			
Sn	WRESTLING TECHNIQUES	POINTS	%
<b>TECHNICAL POINTS</b>			
1	S-LEG ATTAK	66	30,14
2	S-HIP TURNING THROW	10	4,57
3	S-THROW SUPLEX	0	0,00
4	S-FORWARD BENDING THROW	27	12,33
5	S-TAKE DOWN	24	10,96
6	S-COUNTER	13	5,94
7	P-GUT WRENCH	18	8,22
8	P-ANCLE LEG	4	1,83
9	P-LIFTS	0	0,00
10	P-TURN OVER	20	9,13
11	P-COUNTER	9	4,11
<b>TOTAL TECHNICAL POINTS =</b>		<b>191</b>	<b>87.21</b>
<b>OTHER POINTS</b>			
1	S-NEGAT. WRESTLING	0	0,00
2	S-ACTIVITY TIME	6	2,74
3	S-CHALLENGE	3	1,37
4	S-STEP OUT	16	7,31
5	S-CAUTION	1	0,46
6	P-CHALLENGE	0	0,00
7	P-CAUTION	2	0,91
<b>TOTAL OTHER POINTS =</b>		<b>28</b>	<b>12.79</b>
<b>ALL TOTAL =</b>		<b>219</b>	<b>100.00</b>

MIDDLE CATEGORY

Table FS 19.

FS - 74 kg			
Sn	WRESTLING TECHNIQUES	POINTS	%
<b>TECHNICAL POINTS</b>			
1	S-LEG ATTAK	52	28,11
2	S-HIP TURNING THROW	4	2,16
3	S-THROW SUPLEX	0	0,00
4	S-FORWARD BENDING THROW	4	2,16
5	S-TAKE DOWN	36	19,46
6	S-COUNTER	4	2,16
7	P-GUT WRENCH	28	15,14
8	P-ANGLE LEG	18	9,73
9	P-LIFTS	0	0,00
10	P-TURN OVER	4	2,16
11	P-COUNTER	3	1,62
<b>TOTAL TECHNICAL POINTS =</b>		<b>153</b>	<b>82.70</b>
<b>OTHER POINTS</b>			
1	S-NEGAT. WRESTLING	3	1,62
2	S-ACTIVITY TIME	6	3,24
3	S-CHALLENGE	0	0,00
4	S-STEP OUT	15	8,11
5	S-CAUTION	6	3,24
6	P-CHALLENGE	1	0,54
7	P-CAUTION	1	0,54
<b>TOTAL OTHER POINTS =</b>		<b>32</b>	<b>17.30</b>
<b>ALL TOTAL =</b>		<b>185</b>	<b>100.00</b>

Table FS 20.

FS - 79 kg			
Sn	WRESTLING TECHNIQUES	POINTS	%
<b>TECHNICAL POINTS</b>			
1	S-LEG ATTAK	16	50,00
2	S-HIP TURNING THROW	4	12,50
3	S-THROW SUPLEX	0	0,00
4	S-FORWARD BENDING THROW	0	0,00
5	S-TAKE DOWN	2	6,25
6	S-COUNTER	0	0,00
7	P-GUT WRENCH	0	0,00
8	P-ANGLE LEG	6	18,75
9	P-LIFTS	0	0,00
10	P-TURN OVER	0	0,00
11	P-COUNTER	0	0,00
<b>TOTAL TECHNICAL POINTS =</b>		<b>28</b>	<b>87.50</b>
<b>OTHER POINTS</b>			
1	S-NEGAT. WRESTLING	0	0,00
2	S-ACTIVITY TIME	1	3,13
3	S-CHALLENGE	0	0,00
4	S-STEP OUT	3	9,38
5	S-CAUTION	0	0,00
6	P-CHALLENGE	0	0,00
7	P-CAUTION	0	0,00
<b>TOTAL OTHER POINTS =</b>		<b>4</b>	<b>12.50</b>
<b>ALL TOTAL =</b>		<b>32</b>	<b>100.00</b>

Table FS 21.

FS - 86 kg			
Sn	WRESTLING TECHNIQUES	POINTS	%
<b>TECHNICAL POINTS</b>			
1	S-LEG ATTAK	36	20,57
2	S-HIP TURNING THROW	4	2,29
3	S-THROW SUPLEX	6	3,43
4	S-FORWARD BENDING THROW	8	4,57
5	S-TAKE DOWN	30	17,14
6	S-COUNTER	10	5,71
7	P-GUT WRENCH	26	14,86
8	P-ANGLE LEG	10	5,71
9	P-LIFTS	0	0,00
10	P-TURN OVER	8	4,57
11	P-COUNTER	5	2,86
<b>TOTAL TECHNICAL POINTS =</b>		<b>143</b>	<b>87.71</b>
<b>OTHER POINTS</b>			
1	S-NEGAT. WRESTLING	1	0,57
2	S-ACTIVITY TIME	8	4,57
3	S-CHALLENGE	1	0,57
4	S-STEP OUT	20	11,43
5	S-CAUTION	2	1,14
6	P-CHALLENGE	0	0,00
7	P-CAUTION	0	0,00
<b>TOTAL OTHER POINTS =</b>		<b>32</b>	<b>18.29</b>
<b>ALL TOTAL =</b>		<b>175</b>	<b>100.00</b>

## HEAVY WEIGHT CATEGORY

Table FS 22. Table FS 23.

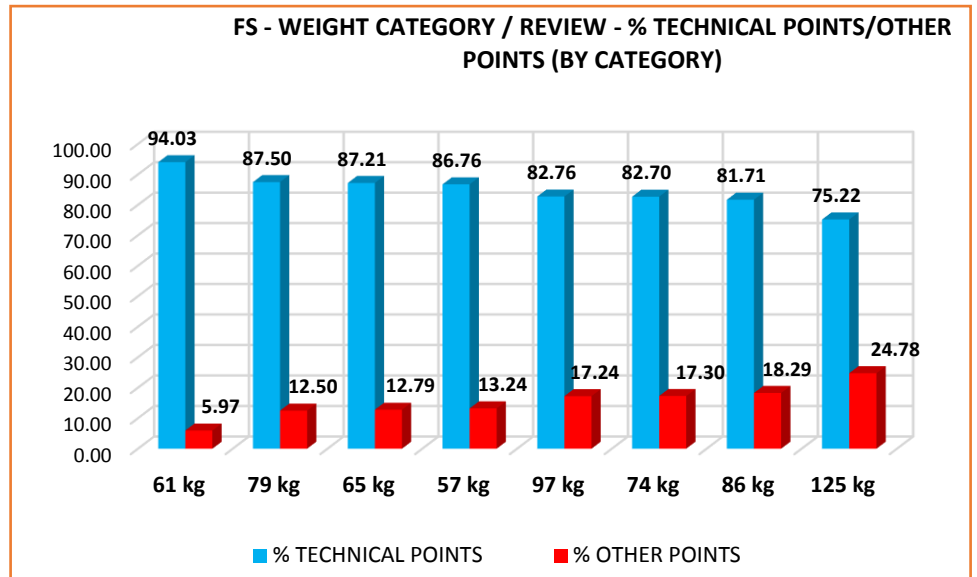
FS - 97 kg			
Sn	WRESTLING TECHNIQUES	POINTS	%
<b>TECHNICAL POINTS</b>			
1	S-LEG ATTAK	94	40,52
2	S-HIP TURNING THROW	4	1,72
3	S-THROW SUPLEX	17	7,33
4	S-FORWARD BENDING THROW	8	3,45
5	S-TAKE DOWN	34	14,66
6	S-COUNTER	4	1,72
7	P-GUT WRENCH	18	7,76
8	P-ANCLE LEG	4	1,72
9	P-LIFTS	0	0,00
10	P-TURN OVER	8	3,45
11	P-COUNTER	1	0,43
<b>TOTAL TECHNICAL POINTS =</b>		<b>192</b>	<b>82.76</b>
<b>OTHER POINTS</b>			
1	S-NEGAT. WRESTLING	1	0,43
2	S-ACTIVITY TIME	12	5,17
3	S-CHALLENGE	3	1,29
4	S-STEP OUT	21	9,05
5	S-CAUTION	3	1,29
6	P-CHALLENGE	0	0,00
7	P-CAUTION	0	0,00
<b>TOTAL OTHER POINTS =</b>		<b>40</b>	<b>17.24</b>
<b>ALL TOTAL =</b>		<b>232</b>	<b>100.00</b>

FS - 125 kg			
Sn	WRESTLING TECHNIQUES	POINTS	%
<b>TECHNICAL POINTS</b>			
1	S-LEG ATTAK	28	24,78
2	S-HIP TURNING THROW	0	0,00
3	S-THROW SUPLEX	8	7,08
4	S-FORWARD BENDING THROW	0	0,00
5	S-TAKE DOWN	14	12,39
6	S-COUNTER	12	10,62
7	P-GUT WRENCH	8	7,08
8	P-ANCLE LEG	4	3,54
9	P-LIFTS	0	0,00
10	P-TURN OVER	8	7,08
11	P-COUNTER	3	2,65
<b>TOTAL TECHNICAL POINTS =</b>		<b>85</b>	<b>75.22</b>
<b>OTHER POINTS</b>			
1	S-NEGAT. WRESTLING	0	0,00
2	S-ACTIVITY TIME	6	5,31
3	S-CHALLENGE	1	0,88
4	S-STEP OUT	14	12,39
5	S-CAUTION	7	6,19
6	P-CHALLENGE	0	0,00
7	P-CAUTION	0	0,00
<b>TOTAL OTHER POINTS =</b>		<b>28</b>	<b>24.78</b>
<b>ALL TOTAL =</b>		<b>113</b>	<b>100.00</b>

## 10. FS - WEIGHT CATEGORY / REVIEW - TECHNICAL POINTS/OTHER POINTS (BY CATEGORY)

Table FS 24.

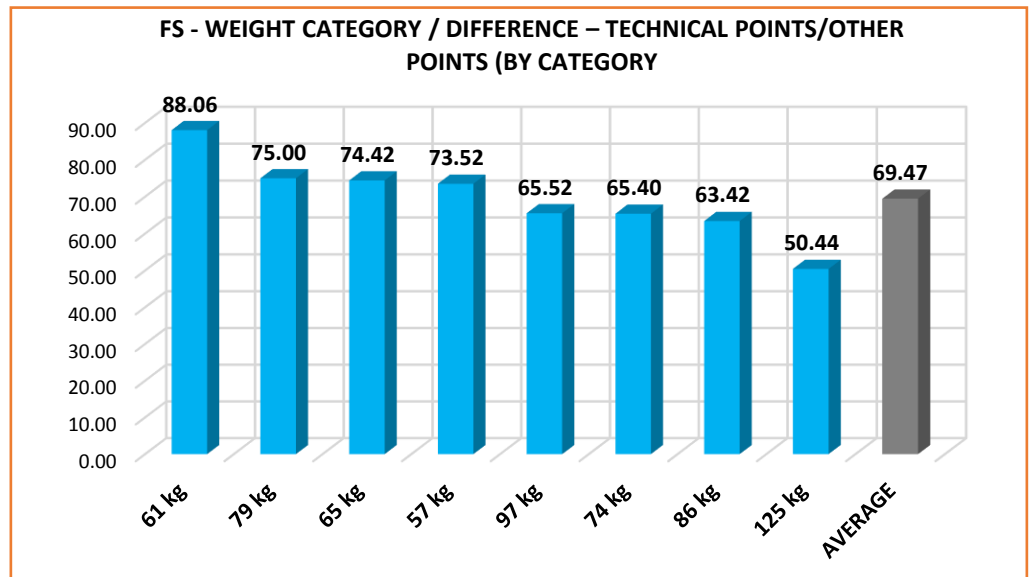
Sn	Cat	TECHNICAL POINTS	OTHER POINTS
1	61 kg	94,03	5,97
2	79 kg	87,50	12,50
3	65 kg	87,21	12,79
4	57 kg	86,76	13,24
5	97 kg	82,76	17,24
6	74 kg	82,70	17,30
7	86 kg	81,71	18,29
8	125 kg	75,22	24,78



## 11. FS - WEIGHT CATEGORY / DIFFERENCE – TECHNICAL POINTS/OTHER POINTS (BY CATEGORY)

Table FS 25.

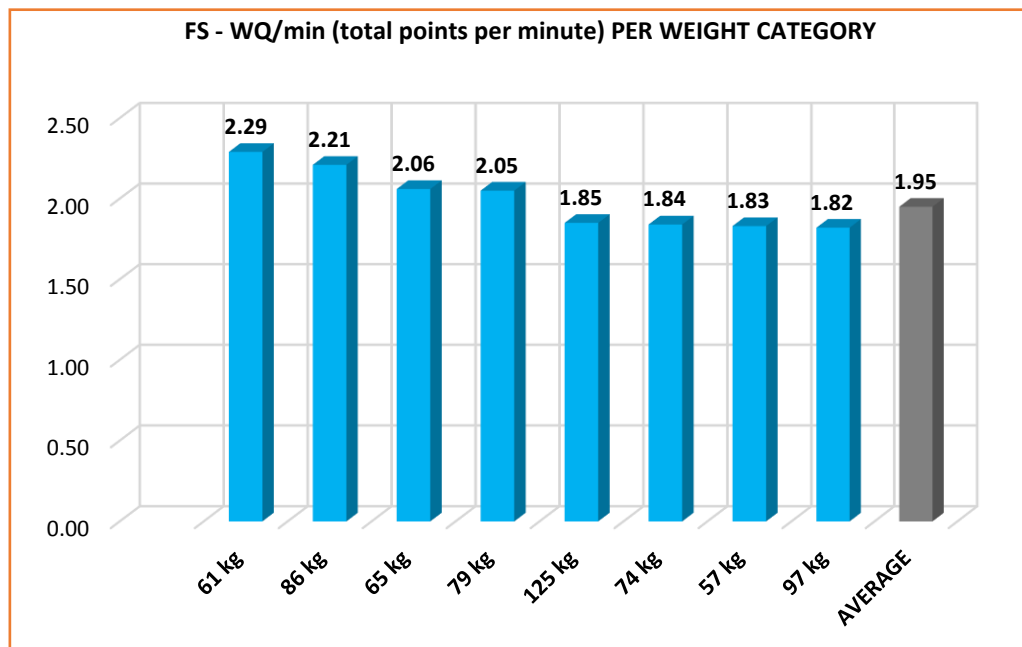
Sn	Cat	DIFFERENCE
1	61 kg	88,06
2	79 kg	75,00
3	65 kg	74,42
4	57 kg	73,52
5	97 kg	65,52
6	74 kg	65,40
7	86 kg	63,42
8	125 kg	50,44
AVERAGE =		69,47



## 12. FS - WQ/min (total points per minute) PER WEIGHT CATEGORY

Table FS 26.

Sn	Cat	WQ/min
1	61 kg	<b>2,29</b>
2	86 kg	<b>2,21</b>
3	65 kg	<b>2,06</b>
4	79 kg	<b>2,05</b>
5	125 kg	<b>1,85</b>
6	74 kg	<b>1,84</b>
7	57 kg	<b>1,83</b>
8	97 kg	<b>1,82</b>
AVERAGE =		<b>1.95</b>



### III – NATIONAL TEAMS /FS

#### 13. FS - NATIONAL TEAMS GENERAL DATA / IN NUMBER

Table FS 27.

Sn	NATIONS	STANDING / PARTERRE POINTS WIN / LOST						TECHNICAL POINTS / OTHER POINTS WIN / LOST						CP		NUMBER MATCHES			TIME & WQ/min		
		TOTAL POINTS STANDING / WIN	TOTAL POINTS PARTEREE / WIN	ALL TOTAL POINTS / WIN	TOTAL STANDING / LOST	TOTAL PARTEREE / LOST	TOTAL POINTS / LOST	TOTAL TECHNICAL POINTS / WIN	TOTAL OTHER POINTS / WIN	ALL TOTAL POINTS / WIN	TOTAL TECHNICAL	TOTAL OTHER POINTS / LOST	ALL TOTAL POINTS / LOST	CLASI. POINTSP / WIN	CLASI. POINTSP / LOST	WINNER MATCHES	LOSER MATCHES	TOTAL MATCHES	ALL TIME	WQ/min/ WIN POINTS	WQ/min LOST POINTS
1	USA	257	74	331	135	48	183	261	70	331	149	34	183	131	76	34	16	50	252.18	1.31	0.73
2	TUR	107	29	136	85	22	107	121	15	136	77	30	107	54	41	15	10	25	129.35	1.05	0.83
3	UKR	112	49	161	118	31	149	144	17	161	129	20	149	51	60	12	15	27	150.28	1.07	0.99
4	IRI	66	25	91	21	4	25	77	14	91	20	5	25	40	9	10	2	12	60.11	1.51	0.42
5	IND	63	9	72	42	18	60	62	10	72	48	12	60	35	25	10	5	15	78.81	0.91	0.76
6	KAZ	50	18	68	116	14	130	64	4	68	111	19	130	25	51	6	13	19	99.05	0.69	1.31
7	PUR	27	16	43	30	10	40	36	7	43	32	8	40	16	18	3	5	8	43.77	0.98	0.91
8	CHN	34	8	42	60	18	78	39	3	43	70	8	78	15	28	3	8	11	51.38	0.82	1.52
9	HUN	36	5	41	36	10	46	39	2	42	32	14	46	15	21	3	6	9	49.61	0.83	0.93
10	RUS	33	0	33	13	6	19	24	9	41	14	5	19	15	8	4	2	6	32.88	1.00	0.58
11	BLR	18	2	21	20	2	22	10	11	33	14	8	22	14	11	4	3	7	42.00	0.50	0.52
12	CAN	20	10	30	8	2	10	24	6	30	8	2	10	11	4	3	1	4	18.92	1.59	0.53
13	ITA	14	2	16	74	24	98	12	4	16	92	6	98	10	36	2	9	11	46.19	0.35	2.12
14	GER	7	4	11	33	4	37	6	5	11	28	9	37	7	17	1	5	6	35.48	0.31	1.04
15	VEN	10	4	14	45	9	54	12	2	14	51	3	54	6	19	1	5	6	28.78	0.49	1.88
16	UZB	14	2	16	8	6	14	12	4	16	12	2	14	5	7	1	2	3	18.00	0.89	0.78
17	SRB	9	0	9	8	4	12	8	1	9	12	0	12	4	4	1	1	2	12.00	0.75	1.00
18	ARG	6	7	13	11	6	17	11	2	13	17	0	17	3	6	1	1	2	11.54	1.13	1.47
19	ISR	2	0	2	4	6	10	2	0	2	10	0	10	3	4	1	1	2	8.04	0.25	1.24
20	MDA	4	0	4	21	11	32	4	0	4	31	1	32	1	10	0	3	3	11.85	0.34	2.70
21	SMR	4	1	5	4	2	6	5	0	5	6	0	6	1	3	0	1	1	6.00	0.83	1.00
22	TPE	0	0	0	2	8	10	0	0	0	10	0	10	0	4	0	1	1	0.56	0.00	17.86
<b>TOTAL =</b>		894	265	1159	894	265	1159	973	186	1159	973	186	1159	462	462	115	115	230	1186.78	0.98	0.98

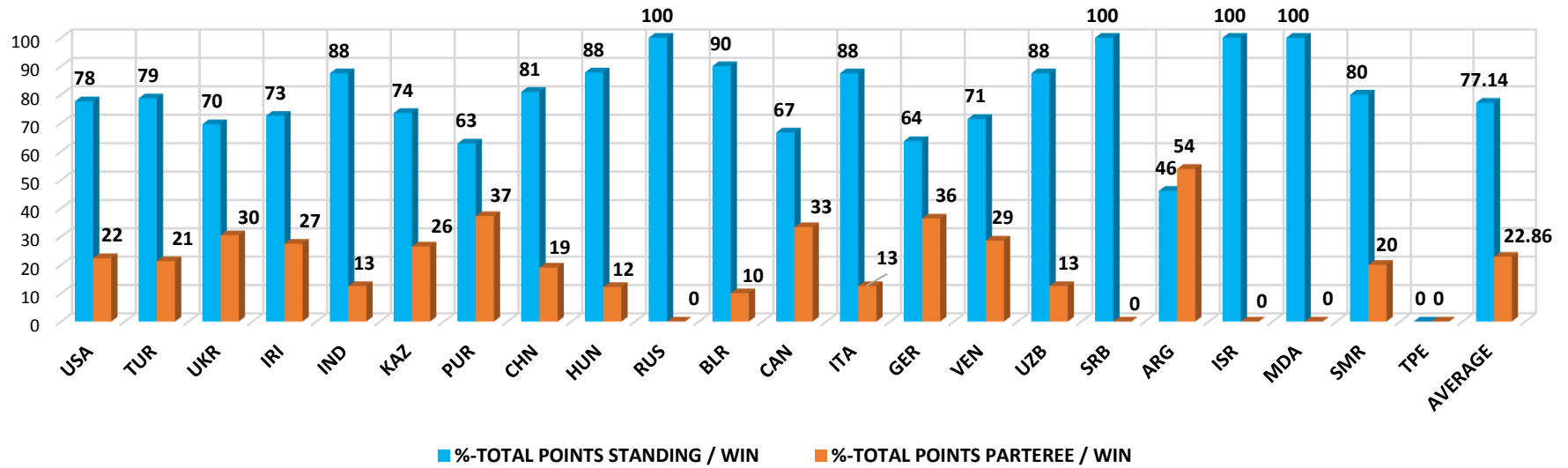
Note: The order is based on the number of classification points

14. FS - NATIONAL TEAMS GENERAL DATA / IN PERCENTAGE (%)

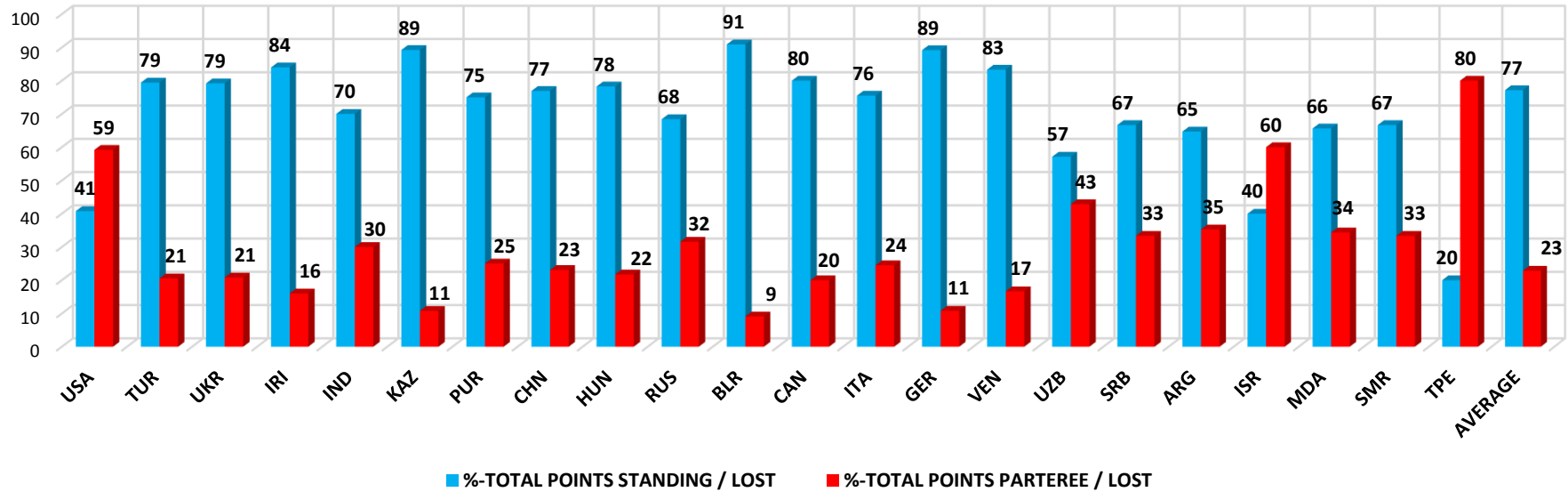
Table FS – 28.

Sn	NATIONS	%-TOTAL POINTS STANDING / WIN	%-TOTAL POINTS PARTEREE / WIN	%-TOTAL STANDING / LOST	%-TOTAL PARTEREE / LOST	%-TOTAL TECHNICAL POINTS / WIN	%-TOTAL OTHER POINTS / WIN	%-TOTAL TECHNICAL POINTS / LOST	%-TOTAL OTHER POINTS / LOST	%-CLASI. POINTSP / WIN	%-CLASI. POINTSP / LOST	% -VINNER MATCHES	% -LOST MATCHES
1	USA	77.64	22.36	73.77	26.23	78.85	21.15	81.42	18.58	60.42	39.58	68.00	32.00
2	TUR	78.68	21.32	79.44	20.56	88.97	11.03	71.96	28.04	56.84	43.16	60.00	40.00
3	UKR	69.57	30.43	79.19	20.81	89.44	10.56	86.58	13.42	45.95	54.05	44.44	55.56
4	IRI	72.53	27.47	84.00	16.00	84.62	15.38	80.00	20.00	81.63	18.37	83.33	16.67
5	IND	87.50	12.50	70.00	30.00	86.11	13.89	80.00	20.00	58.33	41.67	66.67	33.33
6	KAZ	73.53	26.47	89.23	10.77	94.12	5.88	85.38	14.62	32.89	67.11	31.58	68.42
7	PUR	62.79	37.21	75.00	25.00	83.72	16.28	80.00	20.00	47.06	52.94	37.50	62.50
8	CHN	80.95	19.05	76.92	23.08	92.86	7.14	89.74	10.26	34.88	65.12	27.27	2.73
9	HUN	87.80	12.20	78.26	21.74	95.12	4.88	69.57	30.43	41.67	58.33	33.33	66.67
10	RUS	100.00	0.00	68.42	31.58	72.73	27.27	73.68	26.32	65.22	34.78	66.67	33.33
11	BLR	90.00	10.00	90.91	9.09	47.62	52.38	63.64	36.36	56.00	44.00	57.14	42.86
12	CAN	66.67	33.33	80.00	20.00	80.00	20.00	80.00	20.00	73.33	26.67	75.00	25.00
13	ITA	87.50	12.50	75.51	24.49	75.00	25.00	93.88	6.12	21.74	78.26	18.18	81.82
14	GER	63.64	36.36	89.19	10.81	54.55	45.45	75.68	24.32	29.17	70.83	16.67	83.33
15	VEN	71.43	28.57	83.33	16.67	85.71	14.29	94.44	5.56	24.00	76.00	16.67	83.33
16	UZB	87.50	12.50	57.14	42.86	75.00	25.00	85.71	14.29	41.67	58.33	33.33	66.67
17	SRB	100.00	0.00	66.67	33.33	88.89	11.11	100.00	0.00	50.00	50.00	50.00	50.00
18	ARG	46.15	53.85	64.71	35.29	84.62	15.38	100.00	0.00	33.33	66.67	50.00	50.00
19	ISR	100.00	0.00	40.00	60.00	100.00	0.00	100.00	0.00	42.86	57.14	50.00	50.00
20	MDA	100.00	0.00	65.63	34.38	100.00	0.00	96.88	3.13	9.09	90.91	0.00	100.00
21	SMR	80.00	20.00	66.67	33.33	100.00	0.00	100.00	0.00	25.00	75.00	0.00	100.00
22	TPE	0.00	0.00	20.00	80.00	0.00	100.00	100.00	0.00	0.00	100.00	0.00	100.00
	<b>TOTAL =</b>	<b>77.14</b>	<b>22.86</b>	<b>77.14</b>	<b>22.86</b>	<b>83.95</b>	<b>16.05</b>	<b>83.95</b>	<b>16.05</b>	<b>50.00</b>	<b>50.00</b>	<b>50.00</b>	<b>50.00</b>

FS % WIN POINTS BY NATIONAL TEAMS: STANDING / PARTERRE

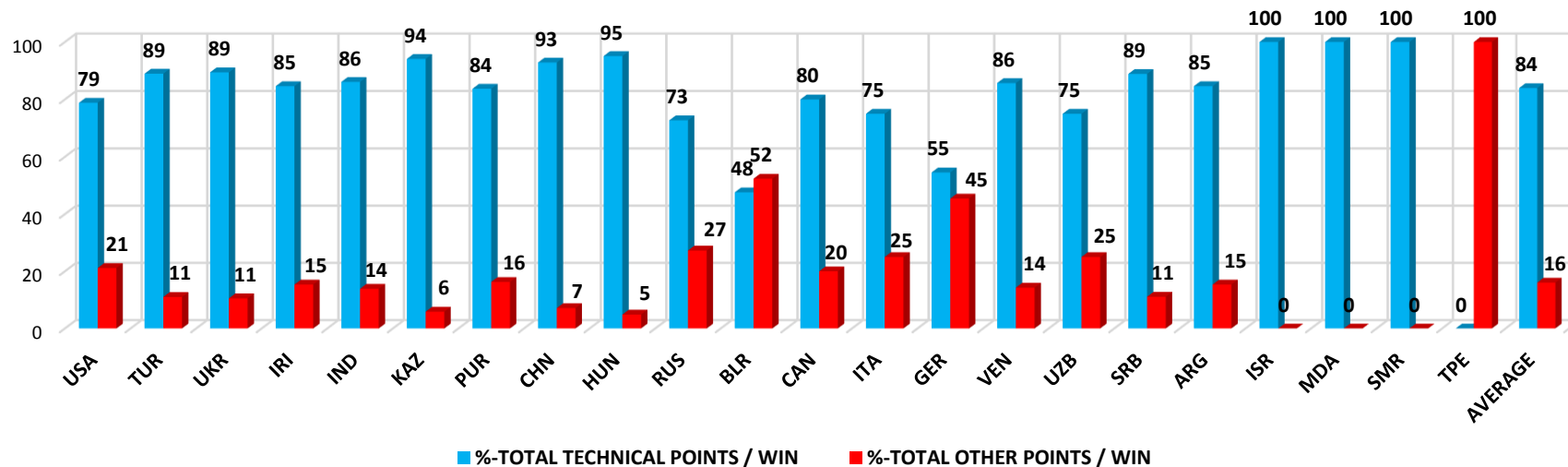


FS % LOST POINTS BY NATIONAL TEAMS: STANDING / PARTERRE

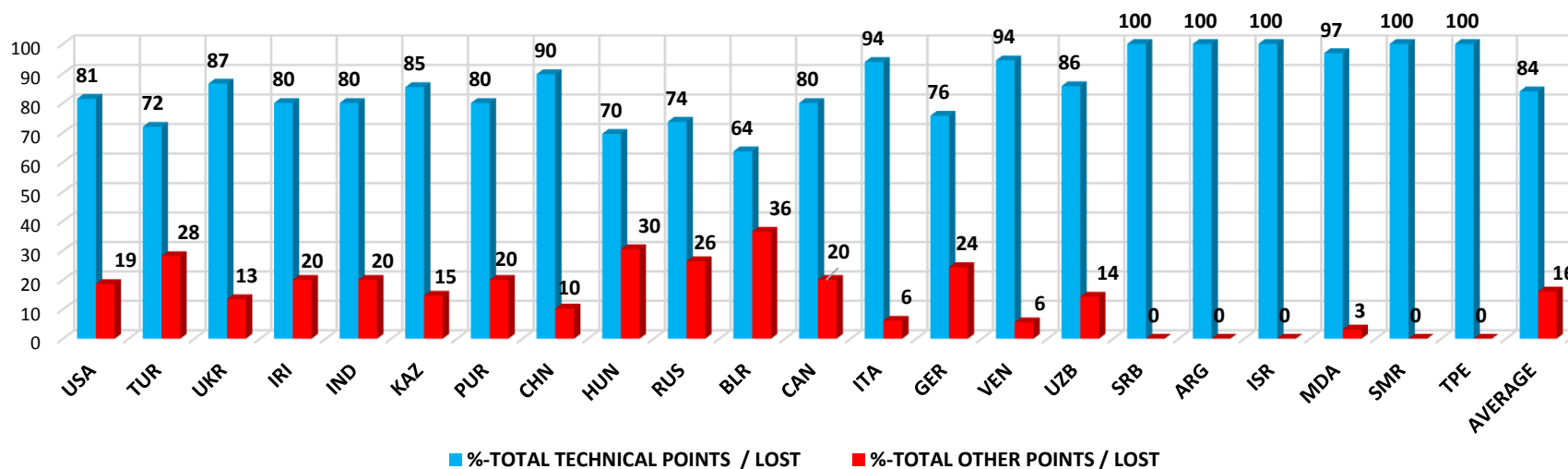




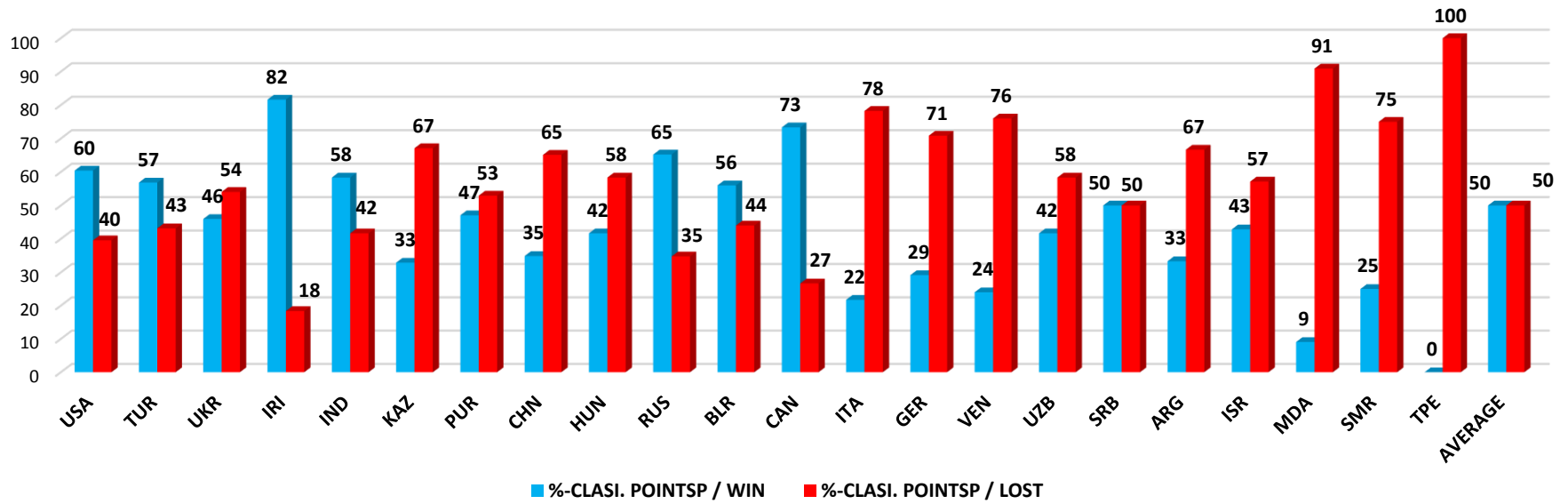
FS - % WIN POINTS BY NATIONAL TEAMS - TECHNICAL POINTS & OTHER POINTS



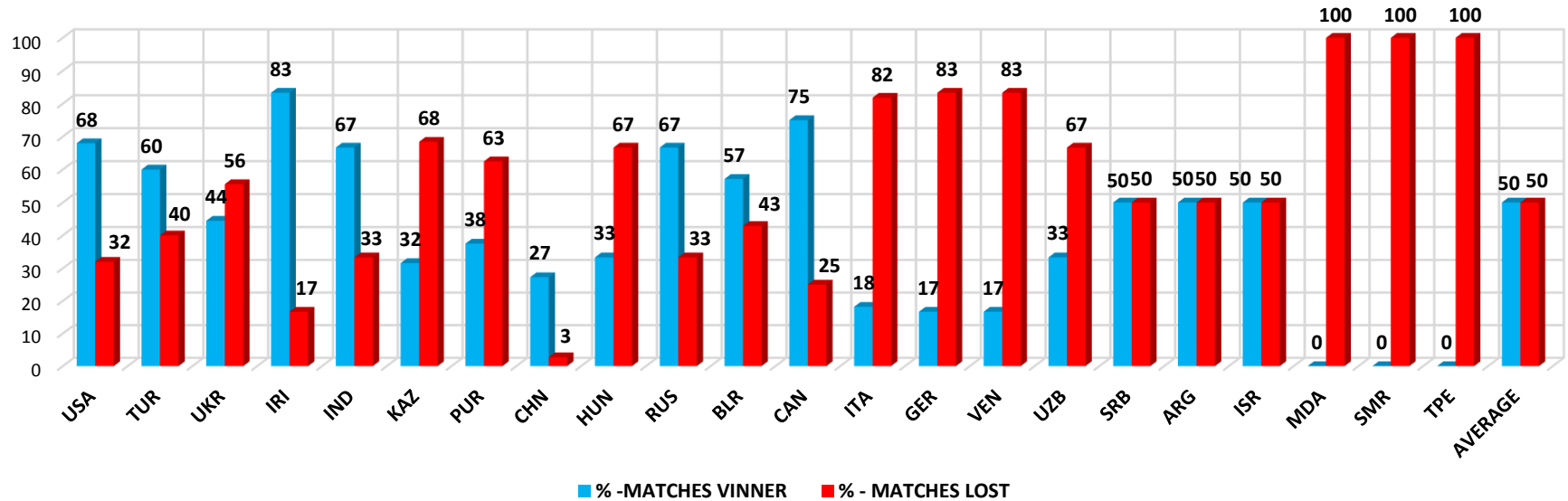
FS - % LOST POINTS BY NATIONAL TEAMS - TECHNICAL POINTS & OTHER POINTS



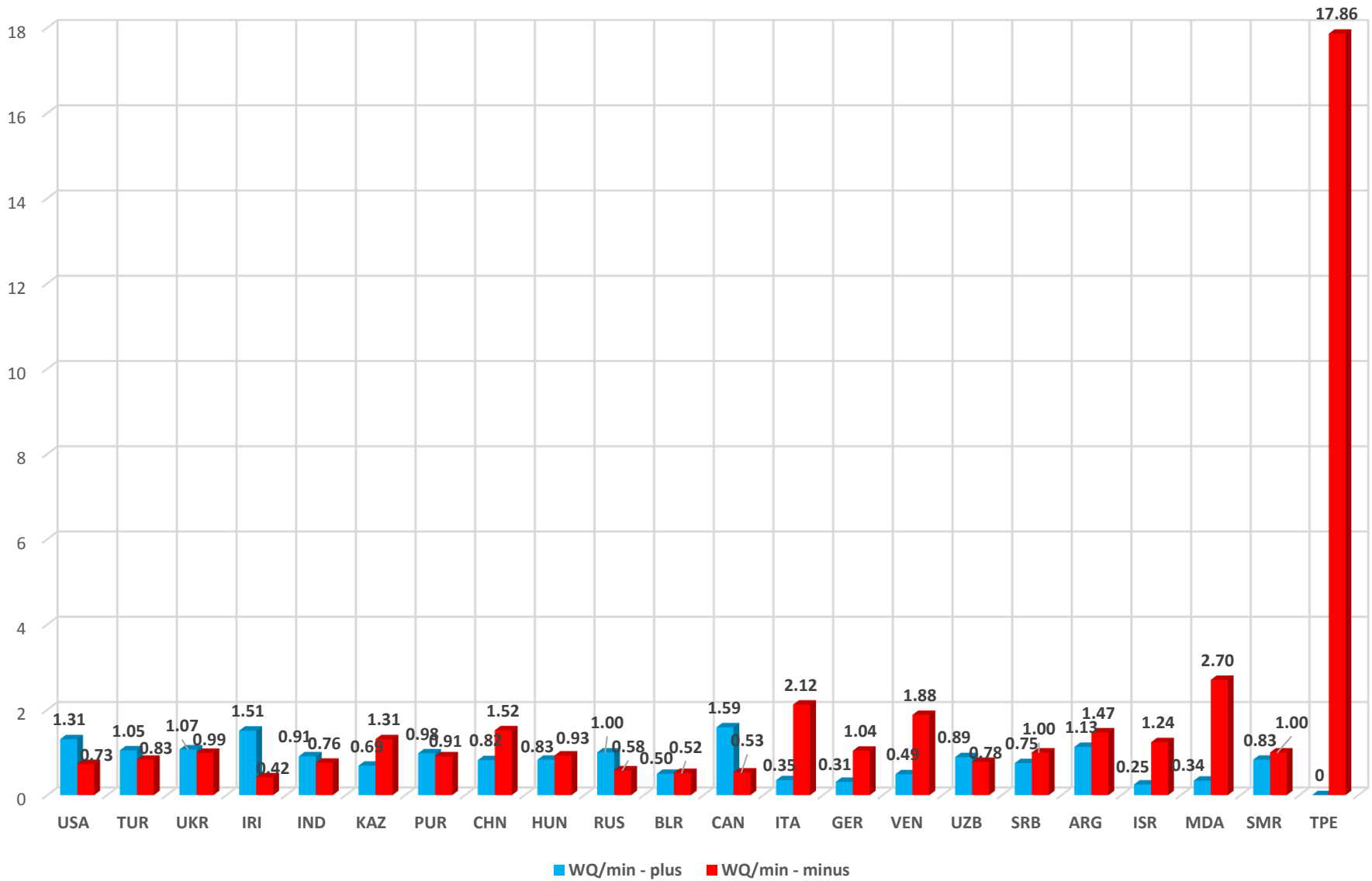
CLASSIFICATION POINTS - % WIN & LOST



BY NATIONAL TEAMS - %: WINNER & LOST MATCHES



GR % BY NATIONAL TEAMS - WQ/min - plus & WQ/min - minus



15. FS - NATIONAL TEAM - STATISTICS IN ALL MATCHES / WIN POINTS STANDING POSITION AND PARTERRE POSITION

Table FS – 29.

Sn	NATIONS	TECHNIQUES STANDING POSITION											TECHNIQUES PARTERRE POSITION								TOTAL / WIN	TOTAL STANDING IN %	TOTAL PARTERREE IN %	TOTAL %	
		LEG ATTACK	HIP TURNING TH.	THROW SUPLEX	FORW. BENDING TH.	TAKE DOWN	ST. COUNTER	NEGAT. WR.	ACTIVITY TIME	CHALLENGE	STEP OUT	ST. CAUTION	TOTAL STANDING	GUT WRENCH	ANGLE LEG	LIFTS	TURN OVER	PA. COUNTER	CHALLENGE	PA. CAUTION					TOTAL PARTERREE
1	USA	108	2	6	12	50	10	1	15	1	43	9	257	34	12		20	7		1	74	331	77.64	22.36	100.00
2	TUR	42	6	4	8	24	8		1	2	9	3	107	24	2		2	1			29	136	78.68	21.32	100.00
3	UKR	48	10		23	10	6		4	1	10		112	12	10		20	5		2	49	161	69.57	30.43	100.00
4	IRI	30	4	5	4	10			2		7	4	66	14	4		4	2	1		25	91	72.53	27.47	100.00
5	IND	22			10	20	1		4	1	5		63	2			6	1			9	72	87.50	12.50	100.00
6	KAZ	26		12		6	2	2	2				50	14							18	68	73.53	26.47	100.00
7	PUR	10				10		1	2		4		27	6	6		2	2			16	43	62.79	37.21	100.00
8	CHN	7	2	6	6	8	2	1			2		34		8						8	42	80.95	19.05	100.00
9	HUN	14	4	4		6	6	1			1		36	2					3		5	41	87.80	12.20	100.00
10	RUS	14				8	2		2	1	6		33								0	33	100.00	0.00	100.00
11	BLR	4				4			4	2	4	1	19	2							2	21	90.00	10.00	100.00
12	CAN	8				2	4		2		3	1	20	6	4						10	30	66.67	33.33	100.00
13	ITA	6	2			2			2		1	1	14	2							2	16	87.50	12.50	100.00
14	GER	2							2		2	1	7				4				4	11	63.64	36.36	100.00
15	VEN	4					4		1		1		10	2			2				4	14	71.43	28.57	100.00
16	UZB	6				2	2	1	1		2		14	2							2	16	87.50	12.50	100.00
17	SRB	2			4	2			1				9								0	9	100.00	0.00	100.00
18	ARG					2	2		1		1		6	2			4	1			7	13	46.15	53.85	100.00
19	ISR					2							2								0	2	100.00	0.00	100.00
20	MDA			4									4								0	4	100.00	0.00	100.00
21	SMR	4											4					1			1	5	80.00	20.00	100.00
22	TPE												0								0	0	0.00	0.00	100.00
TOTAL =		357	30	41	67	168	49	7	46	8	101	20	894	124	46		64	27	1	3	265	1,159	77.14	22.86	100.00

Note: The order is based on the number of winner classification points

16. FS - NATIONAL TEAM - STATISTICS IN ALL MATCHES / LOST POINTS STANDING POSITION AND PARTERRE POSITION

Table FS – 30.

Sn	NATIONS	TECHNIQUES STANDING POSITION											TECHNIQUES PARTERRE POSITION								TOTALS / LOST	TOTAL STANDING IN %	TOTAL PARTERRE IN %	TOTAL %	
		LEG ATTACK	HIP TURNING TH.	THROW SUPLEX	FORW. BENDING TH.	TAKE DOWN	ST. COUNTER	NEGAT. WR.	ACTIVITY TIME	CHALLENGE	STEP OUT	ST. CAUTION	TOTAL STANDING	GUT WRENCH	ANGLE LEG	LIFTS	TURN OVER	PA. COUNTER	CHALLENGE	PA. CAUTION					TOTAL PARTERRE
1	USA	43	10	12	8	22	7	3	8	1	17	4	135	20	4		20	3	1		48	183	73.77	26.23	100.00
2	TUR	30	4		8	12	4	2	5	1	17	2	85	10	4		2	3		3	22	107	79.44	20.56	100.00
3	UKR	48	6	2	6	24	12		9	3	8		118	12	6		6	7			31	149	79.19	20.81	100.00
4	IRI	6			4	6				1	3	1	21	2			2				4	25	84.00	16.00	100.00
5	IND	20		4		4	2	1	4		6	1	42	4	8			6			18	60	70.00	30.00	100.00
6	KAZ	58		11	4	24			5	1	11	2	116	10	2		2				14	130	89.23	10.77	100.00
7	PUR	10		4	2	4	2	1	3		3	1	30		4		6				10	40	75.00	25.00	100.00
8	CHN	28			12	12					8		60	10	2		4	2			18	78	76.92	23.08	100.00
9	HUN	12				6	4		3	1	9	1	36	6			4				10	46	78.26	21.74	100.00
10	RUS	6				2			1		3	1	13		6						6	19	68.42	31.58	100.00
11	BLR	10				2			1		5	2	20	2							2	22	90.91	9.09	100.00
12	CAN					4	2		1		1		8					2			2	10	80.00	20.00	100.00
13	ITA	38	4		8	14	4		1		4	1	74	16			8				24	98	75.51	24.49	100.00
14	GER	12		4		6	2		4		2	3	33	2			2				4	37	89.19	10.81	100.00
15	VEN	16	6	4		8	8		1		1	1	45	6			2	1			9	54	83.33	16.67	100.00
16	UZB	4				2					2		8	4			2				6	14	57.14	42.86	100.00
17	SRB	2			4	2							8				4				4	12	66.67	33.33	100.00
18	ARG	2			5	2	2						11	4				2			6	17	64.71	35.29	100.00
19	ISR	2				2							4	4	2						6	10	40.00	60.00	100.00
20	MDA	8			6	6					1		21	10				1			11	32	65.63	34.38	100.00
21	SMR	2				2							4	2							2	6	66.67	33.33	100.00
22	TPE					2							2		8						8	10	20.00	80.00	100.00
<b>TOTAL =</b>		<b>357</b>	<b>30</b>	<b>41</b>	<b>67</b>	<b>168</b>	<b>49</b>	<b>7</b>	<b>46</b>	<b>8</b>	<b>101</b>	<b>20</b>	<b>894</b>	<b>124</b>	<b>46</b>		<b>64</b>	<b>27</b>	<b>1</b>	<b>3</b>	<b>265</b>	<b>1,159</b>	<b>77.14</b>	<b>22.86</b>	<b>100.00</b>

17. FS - NATIONAL TEAM - STATISTICS IN ALL MATCHES / WIN TECHNICAL POINTS AND OTHER POINTS

Table FS – 31.

Sn	NATIONS	TECHNICAL POINTS											OTHER POINTS								TOTAL / WIN	TOTAL TECHNICAL POINTS – LOST IN %	TOTAL OTHER POINTS – LOST IN %	TOTAL IN %	
		LEG ATTACK	HIP TURNING TH.	THROW SUPLEX	FORW. BENDING TH.	TAKE DOWN	ST. COUNTER	GUT WRENCH	ANGLE LEG	LIFTS	TURN OVER	PA. COUNTER	TOTAL – TECHNICAL POINTS	NEGATIVE WREST.	ACTIVITI TIME	CHALLENGE	STEP OUT	CAUTION	CHALLENGE	CAUTION					TOTAL – OTHER POINTS
1	USA	108	2	6	12	50	10	34	12		20	7	261	1	15	1	43	9		1	70	331	78.85	21.15	100.00
2	TUR	42	6	4	8	24	8	24	2		2	1	121		1	2	9	3			15	136	88.97	11.03	100.00
3	UKR	48	10		23	10	6	12	10		20	5	144		4	1	10			2	17	161	89.44	10.56	100.00
4	IRI	30	4	5	4	10		14	4		4	2	77		2		7	4	1		14	91	84.62	15.38	100.00
5	IND	22			10	20	1	2			6	1	62		4	1	5				10	72	86.11	13.89	100.00
6	KAZ	26		12		6	2	14				4	64	2	2						4	68	94.12	5.88	100.00
7	PUR	10				10		6	6		2	2	36	1	2		4				7	43	83.72	16.28	100.00
8	CHN	7	2	6	6	8	2		8				39	1			2				3	42	92.86	7.14	100.00
9	HUN	14	4	4		6	6	2				3	39	1			1				2	41	95.12	4.88	100.00
10	RUS	14				8	2						24		2	1	6				9	33	72.73	27.27	100.00
11	BLR	4				4		2					10		4	2	4	1			11	21	47.62	52.38	100.00
12	CAN	8				2	4	6	4				24		2		3	1			6	30	80.00	20.00	100.00
13	ITA	6	2			2		2					12		2		1	1			4	16	75.00	25.00	100.00
14	GER	2								4			6		2		2	1			5	11	54.55	45.45	100.00
15	VEN	4					4	2			2		12		1		1				2	14	85.71	14.29	100.00
16	UZB	6				2	2	2					12	1	1		2				4	16	75.00	25.00	100.00
17	SRB	2			4	2							8		1	1					1	9	88.89	11.11	100.00
18	ARG					2	2	2			4	1	11		1		1				2	13	84.62	15.38	100.00
19	ISR					2							2								0	2	100.00	0.00	100.00
20	MDA			4									4								0	4	100.00	0.00	100.00
21	SMR	4									1		5								0	5	100.00	0.00	100.00
22	TPE												0								0	0	0.00	100.00	100.00
TOTAL =		357	30	41	67	168	49	124	46		64	27	973	7	46	8	101	20	1	3	186	1159	83.95	16.05	100.00

18. FS - NATIONAL TEAM - STATISTICS IN ALL MATCHES / LOST TECHNICAL POINTS AND OTHER POINTS

Table FS – 32.

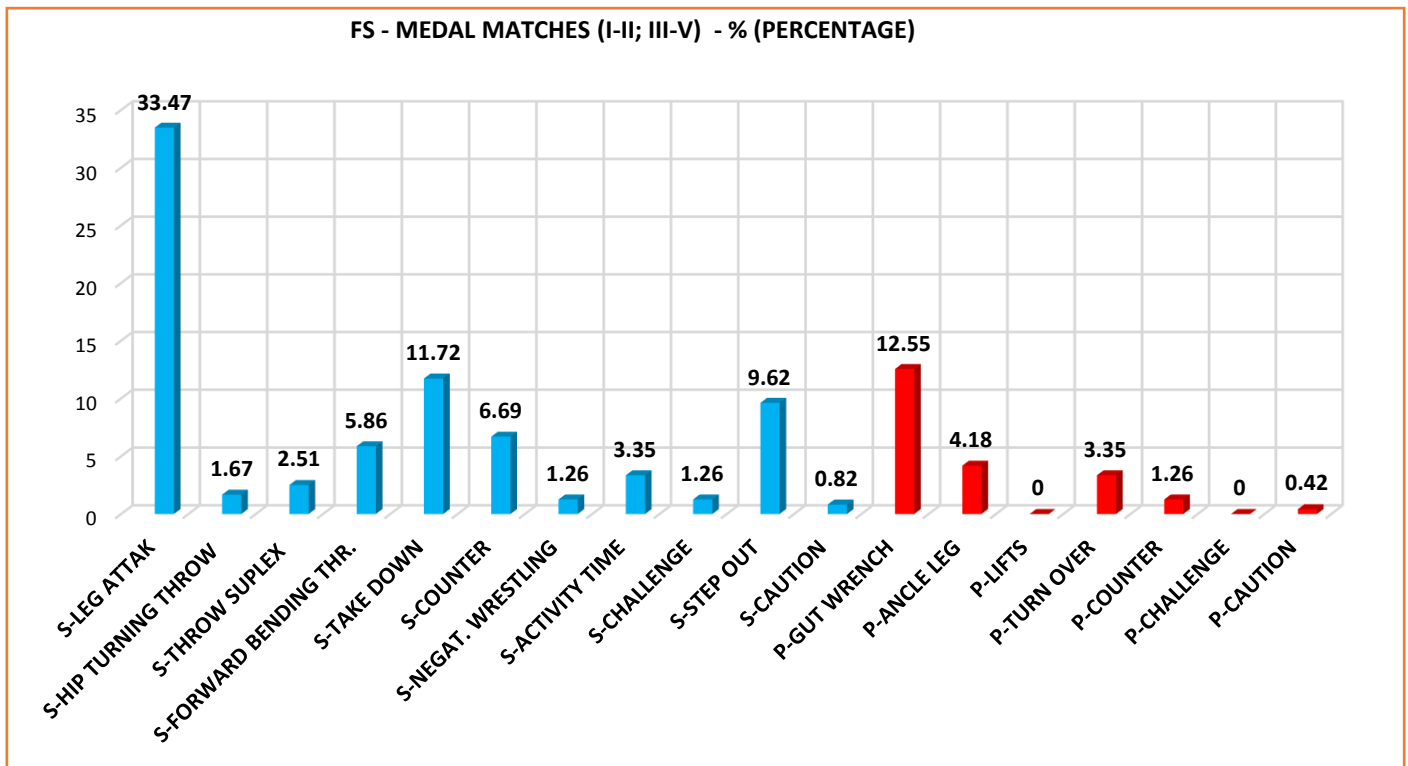
Sn	NATIONS	TECHNICAL POINTS											OTHER POINTS							TOTAL / LOST	TOTAL TECHNICAL POINTS – LOST IN %	TOTAL OTHER POINTS – LOST IN %	TOTAL IN %		
		THROW. TURN	THROW. SUPLEX	FORW. BENDING TH.	TAKE DOWN	LEG ATTACK	COUNTER	GUT WRENCH	LIFTS	TURN OVER	ANGLE LEG	COUNTER	TOTAL – TECHNICAL POINTS	NEGATIVE WREST.	ACTIVITI TIME	CHALLENGE	STEP OUT	CAUTION	CHALLENGE					CAUTION	TOTAL – OTHER POINTS
1	USA	43	10	12	8	22	7	20	4		20	3	149	3	8	1	17	4	1		34	183	81.42	18.58	100.00
2	TUR	30	4		8	12	4	10	4		2	3	77	2	5	1	17	2		3	30	107	71.96	28.04	100.00
3	UKR	48	6	2	6	24	12	12	6		6	7	129		9	3	8				20	149	86.58	13.42	100.00
4	IRI	6			4	6			2		2		20			1	3	1			5	25	80.00	20.00	100.00
5	IND	20		4		4	2	4	8			6	48	1	4		6	1			12	60	80.00	20.00	100.00
6	KAZ	58		11	4	24		10	2		2		111		5	1	11	2			19	130	85.38	14.62	100.00
7	PUR	10		4	2	4	2		4		6		32	1	3		3	1			8	40	80.00	20.00	100.00
8	CHN	28			12	12		10	2		4	2	70				8				8	78	89.74	10.26	100.00
9	HUN	12				6	4	6			4		32		3	1	9	1			14	46	69.57	30.43	100.00
10	RUS	6				2			6				14		1		3	1			5	19	73.68	26.32	100.00
11	BLR	10				2		2					14		1		5	2			8	22	63.64	36.36	100.00
12	CAN					4	2					2	8		1		1				2	10	80.00	20.00	100.00
13	ITA	38	4		8	14	4	16			8		92		1		4	1			6	98	93.88	6.12	100.00
14	GER	12		4		6	2	2			2		28		4		2	3			9	37	75.68	24.32	100.00
15	VEN	16	6	4		8	8	6			2	1	51		1		1	1			3	54	94.44	5.56	100.00
16	UZB	4				2		4			2		12				2				2	14	85.71	14.29	100.00
17	SRB	2			4	2					4		12								0	12	100.00	0.00	100.00
18	ARG	2			5	2	2	4				2	17								0	17	100.00	0.00	100.00
19	ISR	2				2		4	2				10								0	10	100.00	0.00	100.00
20	MDA	8			6	6		10				1	31				1				1	32	96.88	3.13	100.00
21	SMR	2				2		2					6								0	6	100.00	0.00	100.00
22	TPE					2			8				10								0	10	100.00	0.00	100.00
	<b>TOTAL =</b>	<b>357</b>	<b>30</b>	<b>41</b>	<b>67</b>	<b>168</b>	<b>49</b>	<b>124</b>	<b>46</b>	<b>0</b>	<b>64</b>	<b>27</b>	<b>973</b>	<b>7</b>	<b>46</b>	<b>8</b>	<b>101</b>	<b>20</b>	<b>1</b>	<b>3</b>	<b>186</b>	<b>1159</b>	<b>83.95</b>	<b>16.05</b>	<b>100.00</b>

## IV – MEDAL MATCHES (I-II; III-V) /FS

### 19. FS - MEDAL MATCHES (I-II; III-V) TOTAL POINTS AND % (PERCENTAGE)

Table FS 33.

Sn	WRESTLING TECHNIQUES	No. points	% FINAL MATCH.
<b>STANDING POSITION</b>			
1	S-LEG ATTACK	80	33.47
2	S-HIP TURNING THROW	4	1.67
3	S-THROW SUPLEX	6	2.51
4	S-FORWARD BENDING THR.	14	5.86
5	S-TAKE DOWN	28	11.72
6	S-COUNTER	16	6.69
7	S-NEGAT. WRESTLING	3	1.26
8	S-ACTIVITY TIME	8	3.35
9	S-CHALLENGE	3	1.26
10	S-STEP OUT	23	9.62
11	S-CAUTION	2	0.84
<b>TOTAL STANDING =</b>		<b>187</b>	<b>78.24</b>
<b>PARTERRE POSITION</b>			
1	P-GUT WRENCH	30	12.55
2	P-ANGLE LEG	10	4.18
3	P-LIFTS	0	0.00
4	P-TURN OVER	8	3.35
5	P-COUNTER	3	1.26
6	P-CHALLENGE	0	0.00
7	P-CAUTION	1	0.42
<b>TOTAL PARTERRE =</b>		<b>52</b>	<b>21.76</b>
<b>ALL TOTAL =</b>		<b>239</b>	<b>100.00</b>

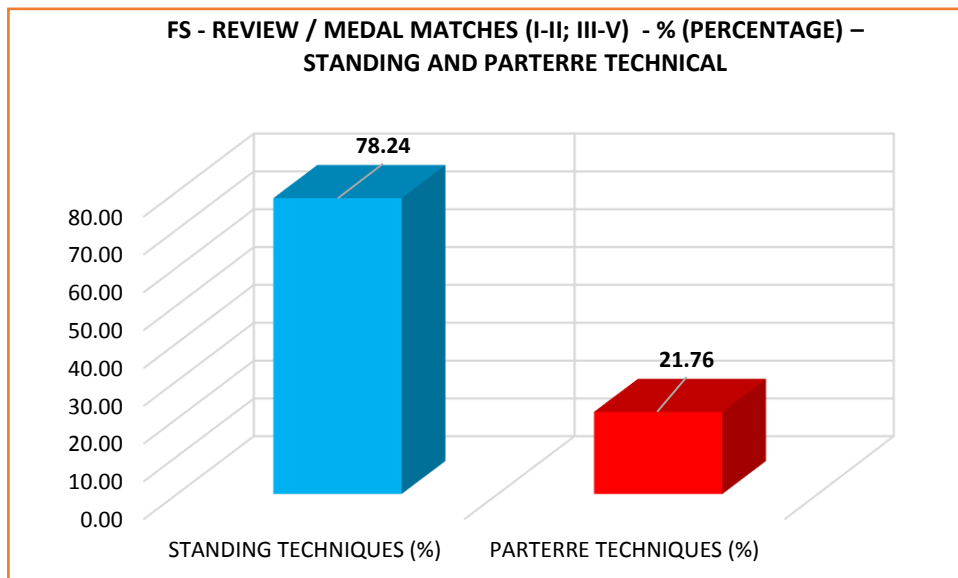




## 20. FS - REVIEW / MEDAL MATCHES (I-II; III-V) POINTS AND % (PERCENTAGE) – STANDING AND PARTERRE TECHNICAL

Table FS 34.

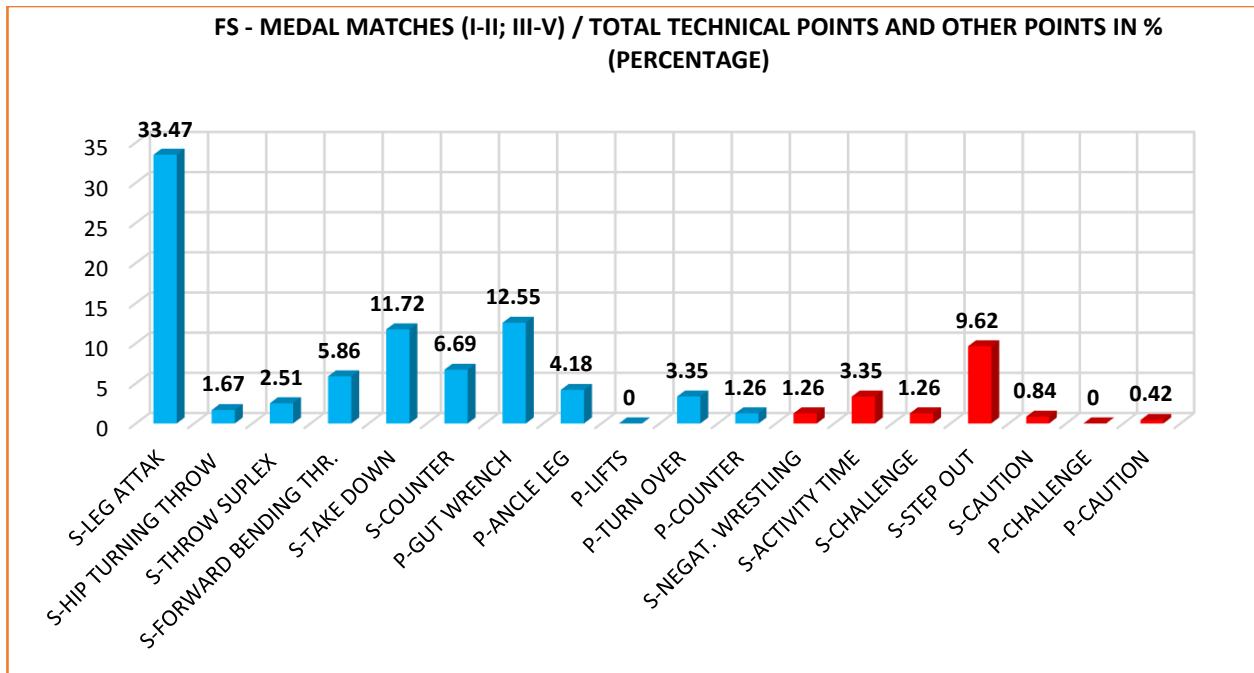
Sn.	POSITION	% POINTS FINAL MATCH.
1.	% POINTS STANDING POSITION	<b>78.24</b>
2.	% POINTS PARTERRE POSITION	<b>21.76</b>
<b>TOTAL =</b>		<b>100.00</b>



## 21. FS - MEDAL MATCHES (I-II; III-V) / TOTAL TECHNICAL POINTS AND OTHER POINTS

Table FS 35.

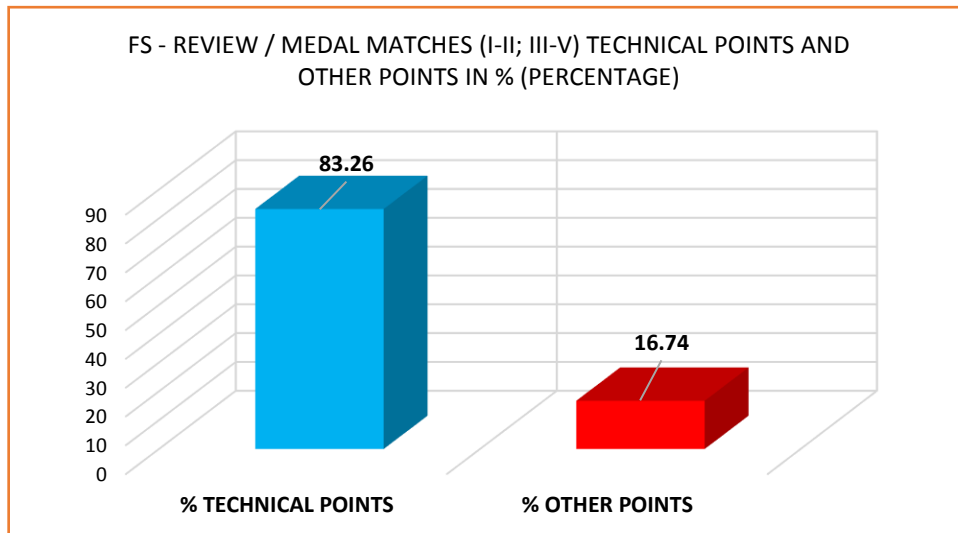
Sn	WRESTLING TECHNIQUES	No. points FINAL MATCH.	% FINAL MATCH.
<b>TECHNICAL POINTS</b>			
1	S-LEG ATTACK	80	33.47
2	S-HIP TURNING THROW	4	1.67
3	S-THROW SUPLEX	6	2.51
4	S-FORWARD BENDING THR.	14	5.86
5	S-TAKE DOWN	28	11.72
6	S-COUNTER	16	6.69
7	P-GUT WRENCH	30	12.55
8	P-ANGLE LEG	10	4.18
9	P-LIFTS	0	0.00
10	P-TURN OVER	8	3.35
11	P-COUNTER	3	1.26
<b>TOTAL TECHNICAL POINTS =</b>		<b>199</b>	<b>83.26</b>
<b>OTHER POINTS</b>			
1	S-NEGAT. WRESTLING	3	1.26
2	S-ACTIVITY TIME	8	3.35
3	S-CHALLENGE	3	1.26
4	S-STEP OUT	23	9.62
5	S-CAUTION	2	0.84
6	P-CHALLENGE	0	0.00
7	P-CAUTION	1	0.42
<b>TOTAL OTHER POINTS =</b>		<b>40</b>	<b>16.74</b>
<b>ALL TOTAL =</b>		<b>239</b>	<b>100.00</b>



22. FS - REVIEW / MEDAL MATCHES (I-II; III-V) TECHNICAL POINTS AND OTHER POINTS IN % (PERCENTAGE)

Table FS 36.

Sn.	TYPE OF POINTS	% POINTS FINAL MATCH.
1.	% TECHNICAL POINTS	83.26
2.	% OTHER POINTS	16.74
TOTAL =		100.00



23. FS - WQ/min (total points per minute) PER MEDAL MATCHES (I-II; III-V)

Table FS 37.

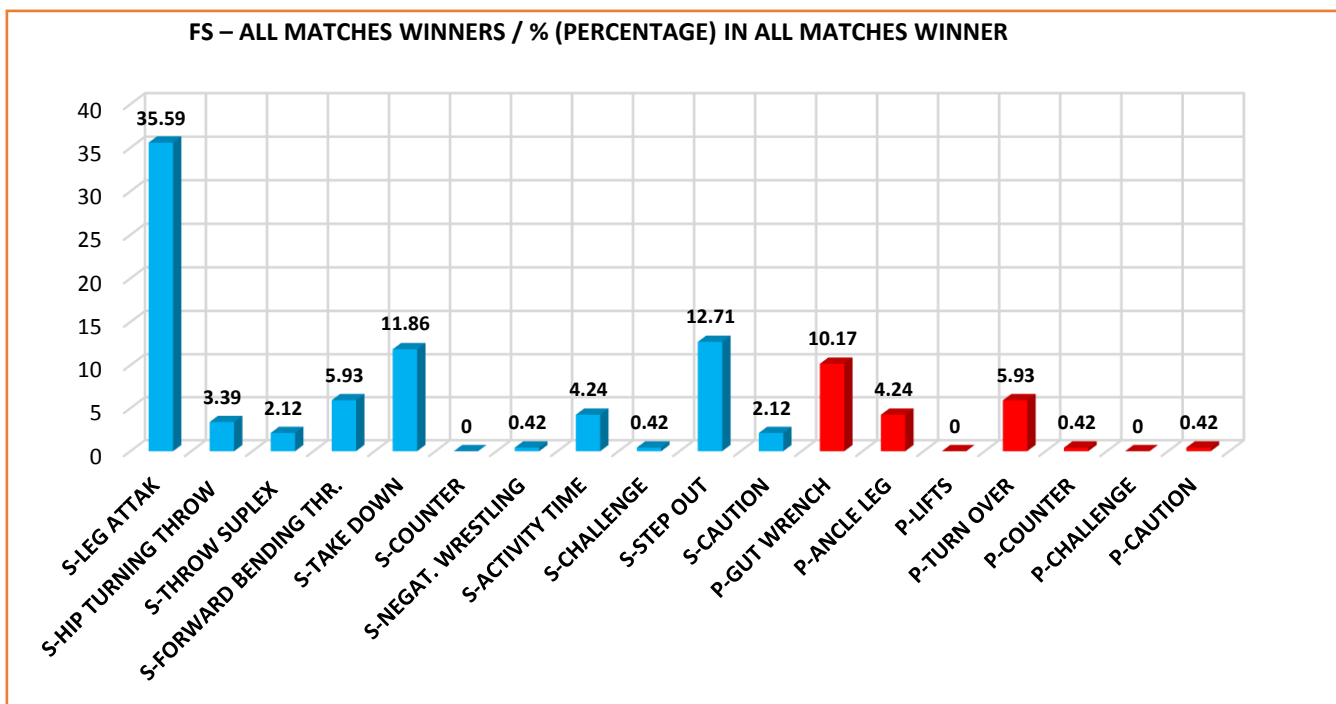
WQ/min (total points per minute) all matches	MEDAL MATCHES
	2.05 points per minute

## V – ALL WINNERS WRESTLERS /FS

### 24. FS – ALL MATCHES WINNERS / TOTAL POINTS AND % (PERCENTAGE) IN ALL MATCHES WINNER

Table FS 38.

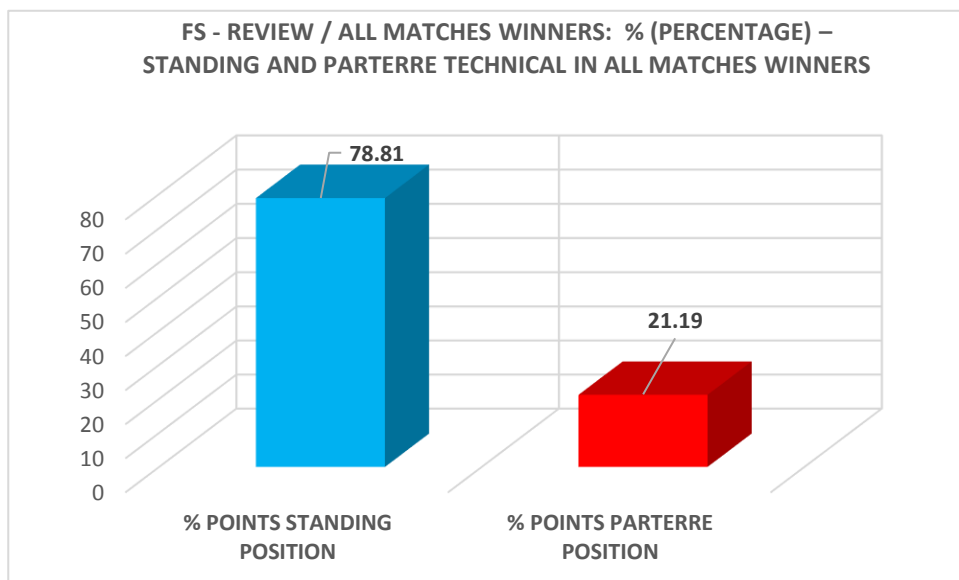
Sn	WRESTLING TECHNIQUES	POINTS	%
<b>STANDING POSITION</b>			
1	S-LEG ATTACK	84	35.59
2	S-HIP TURNING THROW	8	3.39
3	S-THROW SUPLEX	5	2.12
4	S-FORWARD BENDING THR.	14	5.93
5	S-TAKE DOWN	28	11.86
6	S-COUNTER	0	0.00
7	S-NEGAT. WRESTLING	1	0.42
8	S-ACTIVITY TIME	10	4.24
9	S-CHALLENGE	1	0.42
#	S-STEP OUT	30	12.71
#	S-CAUTION	5	2.12
<b>TOTAL STANDING POSITION =</b>		<b>186</b>	<b>78.81</b>
<b>PARTEREE POSITION</b>			
1	P-GUT WRENCH	24	10.17
2	P-ANGLE LEG	10	4.24
3	P-LIFTS	0	0.00
4	P-TURN OVER	14	5.93
5	P-COUNTER	1	0.42
6	P-CHALLENGE	0	0.00
7	P-CAUTION	1	0.42
<b>TOTAL PARTEREE POSITION =</b>		<b>50</b>	<b>21.19</b>
<b>ALL TOTAL =</b>		<b>236</b>	<b>100.00</b>



25. FS - REVIEW / ALL MATCHES WINNERS: TOTAL POINTS AND % (PERCENTAGE) – STANDING AND PARTERRE TECHNICAL IN ALL MATCHES WINNERS

Table FS 39.

Sn.	POSITION	% ALL WINNER MATCHES
1.	% STANDING POSITION	<b>78.81</b>
2.	% PARTERRE POSITION	<b>21.19</b>
<b>TOTAL =</b>		<b>100.00</b>

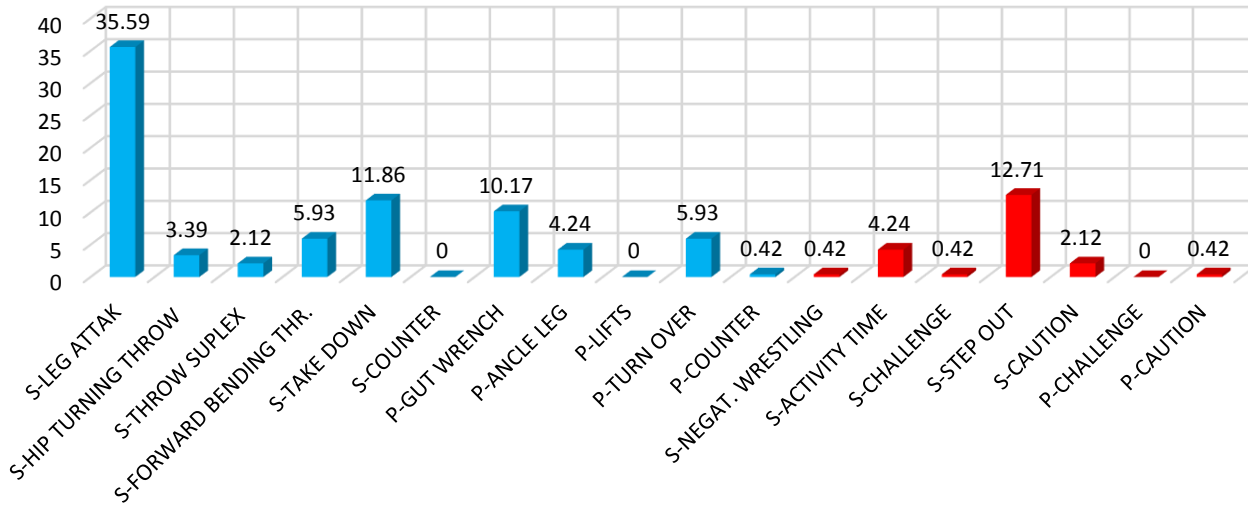


26. FS - ALL MATCHES WINNERS / TOTAL TECHNICAL POINTS AND OTHER POINTS IN ALL MATCHES WINNERS

Table FS 40.

Sn	WRESTLING TECHNIQUES	POINTS	%
<b>TECHICAL POINTS</b>			
1	S-LEG ATTAK	84	35.59
2	S-HIP TURNING THROW	8	3.39
3	S-THROW SUPLEX	5	2.12
4	S-FORWARD BENDING THR.	14	5.93
5	S-TAKE DOWN	28	11.86
6	S-COUNTER	0	0.00
7	P-GUT WRENCH	24	10.17
8	P-ANCLE LEG	10	4.24
9	P-LIFTS	0	0.00
10	P-TURN OVER	14	5.93
11	P-COUNTER	1	0.42
<b>TOTAL TECHNICAL POINTS =</b>		<b>188</b>	<b>79.66</b>
<b>OTHER POINTS</b>			
1	S-NEGAT. WRESTLING	1	0.42
2	S-ACTIVITY TIME	10	4.24
3	S-CHALLENGE	1	0.42
4	S-STEP OUT	30	12.71
5	S-CAUTION	5	2.12
6	P-CHALLENGE	0	0.00
7	P-CAUTION	1	0.42
<b>TOTAL OTHER POINTS =</b>		<b>48</b>	<b>20.34</b>
<b>ALL TOTAL =</b>		<b>384</b>	<b>100.00</b>

**FS - ALL MATCHES WINNERS / % TECHNICAL POINTS AND OTHER POINTS IN ALL MATCHES WINNERS**

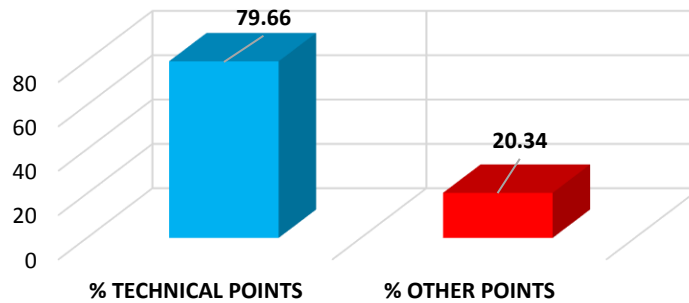


27. FS - REVIEW / ALL MATCHES WINNERS: TOTAL TECHNICAL POINTS AND OTHER POINTS IN ALL MATCHES WINNERS

Table FS 41.

Sn.	TYPE OF POINTS	ALL WINNER MATCHES
1.	% TECHNICAL POINTS	<b>79.66</b>
2.	% OTHER POINTS	<b>20.34</b>
<b>TOTAL =</b>		<b>100.00</b>

**FS - REVIEW / ALL MATCHES WINNERS: % TOTAL TECHNICAL POINTS AND OTHER POINTS IN ALL MATCHES WINNERS**



28. FS - WQ/min (total points per minute): ALL MATCHES WINNERS

Table FS 42.

WQ/min (total points per minute)	ALL MATCHES WINNER
	<b>1.44</b> points per minute

## VI – RANKING LIST - MOST SUCCESSFUL WRESTLERS CHAMPIONSHIP /FS

### 29. FS – ALL WINNERS WRESTLERS PER CATEGORY - WIN POINTS

Table FS 43.

CAT	NAME AND SURNAME	NAT	TECHNIQUES STANDING POSITION											TECHNIQUES PATERRE POSITION							TECH. POINTS	CLASI. POINTSP	TOTAL MATCHES	TIME		
			LEG ATTACK	HIP TURNING TH.	THROW SUPLEX	FORW. BENDING TH.	TAKE DOWN	ST. COUNTER	NEGAT. WR.	ACTIVITY TIME	CHALLENGE	STEP OUT	ST. CAUTION	.TOTAL STANDING	GUT WRENCH	ANGLE LEG	LIFTS	TURN OVER	PA. COUNTER	CHALLENGE					PA. CAUTION	.TOTAL PATERREE
57	Thomas Patrick GILMAN	USA	22			2	2		1	2		6		35				2			2	37	16	4	23.34	
61	Kumar RAVI	IND	8			8	12					3		31	2				1		3	34	10	3	15.00	
65	Bajangr BAJRANG	IND	6				2			2	1	2		13				6			6	19	12	4	24.00	
74	Kyle Douglas DAKE	USA	4				2			1		9	2	18	6	4				1	11	29	14	4	18.34	
79	Vasyl MYKHAILOV	UKR	10	4						1		1		16		6					6	22	8	2	9.58	
86	Zahid VALENCIA	USA	10				4			2		2		18	6			4			10	28	11	3	13.25	
97	Mohammadhossein Askari MOHAMMADIAN	IRI	20	4	5	4	2			1		3		39	10						10	49	20	5	20.04	
125	Amir Hossein Abbas ZARE	IRI	4				4			1	-	4	3	16				2			2	18	11	3	16.59	
<b>TOTAL=</b>			<b>84</b>	<b>8</b>	<b>5</b>	<b>14</b>	<b>28</b>	<b>0</b>	<b>1</b>	<b>10</b>	<b>1</b>	<b>30</b>	<b>5</b>	<b>186</b>	<b>24</b>	<b>10</b>		<b>14</b>	<b>1</b>		<b>1</b>	<b>50</b>	<b>236</b>	<b>102</b>	<b>28</b>	<b>140.14</b>

30. FS – ALL WINNERS WRESTLERS PER CATEGORY - LOST POINTS

Tabele FS 44.

CAT	NAME AND SURNAME	NAT	TECHNIQUES STANDING POSITION											TECHNIQUES PATERRE POSITION								TECH. POINTS	CLAS. POINTSP	TOTAL MATCHES	TIME	
			LEG ATTACK	HIP TURNING TH.	THROW SUPLEX	FORW. BENDING TH.	TAKE DOWN	ST. COUNTER	GUT WRENCH	ANGLE LEG	LIFTS	TURN OVER	PA. COUNTER	TOTAL STANDING	NEGAT. WR.	ACTIVITY TIME	CHALLENGE	STEP OUT	ST. CAUTION	CHALLENGE	PA. CAUTION					TOTAL PATERREE
57	Thomas Patrick GILMAN	USA	4				2		1	1				8							0	8	3	4	23.34	
61	Kumar RAVI	IND	2		4									6							0	6	2	3	15.00	
65	Bajrang BAJRANG	IND	4							2		4		10					3		3	13	4	4	24.00	
74	Kyle Douglas DAKE	USA									1	1		2							0	2	2	4	18.34	
79	Vasyl MYKHAILOV	UKR										1		1							0	1	1	2	9.58	
86	Zahid VALENCIA	USA										3	1	4	2						2	6	2	3	13.25	
97	Mohammadhossein Askari MOHAMMADIAN	IRI												0							0	0	0	5	20.04	
125	Amir Hossein Abbas ZARE	IRI									1	2	-	3							0	3	1	3	16.59	
<b>TOTAL=</b>			<b>10</b>	<b>0</b>	<b>4</b>	<b>0</b>	<b>2</b>	<b>0</b>	<b>1</b>	<b>3</b>	<b>1</b>	<b>11</b>	<b>2</b>	<b>34</b>	<b>2</b>	<b>0</b>	<b>0</b>	<b>0</b>	<b>3</b>	<b>0</b>	<b>0</b>	<b>5</b>	<b>39</b>	<b>15</b>	<b>28</b>	<b>140.14</b>

### 31. FS – MOST SUCCESSFUL WRESTLER (INDEX – MSW)

Table FS 45.

CAT kg	Name and surname	NAT	TIME	TP PLUS	TP MINUS	WQ/min (+/-)	Nb match	CP PLUS	CP MINUS	CP (+/-) (difeerent)	BWI
97	<b>Mohammadhossein Askari MOHAMMADIAN</b>	IRI	20.04	49	0	<b>2.45</b>	5	20	0	<b>4.00</b>	<b>6.45</b>
				2.45	0.00			4.00	0.00		
79	<b>Vasyl MYKHAILOV</b>	UKR	9.58	22	1	<b>2.19</b>	2	8	1	<b>3.50</b>	<b>5.69</b>
				2.30	0.10			4.00	0.50		
86	<b>Zahid VALENCIA</b>	USA	13.25	28	6	<b>1.66</b>	3	11	2	<b>3.00</b>	<b>4.66</b>
				2.11	0.45			3.67	0.67		
61	<b>Kumar RAVI</b>	IND	15.00	34	6	<b>1.87</b>	3	10	2	<b>2.67</b>	<b>4.54</b>
				2.27	0.40			3.33	0.67		
57	<b>Thomas Patrick GILMAN</b>	USA	23.34	37	8	<b>1.24</b>	4	16	3	<b>3.25</b>	<b>4.49</b>
				1.59	0.34			4.00	0.75		
74	<b>Kyle Douglas DAKE</b>	USA	18.34	29	2	<b>1.47</b>	4	14	2	<b>3.00</b>	<b>4.47</b>
				1.58	0.11			3.50	0.50		
125	<b>Amir Hossein Abbas ZARE</b>	IRI	16.59	18	3	<b>0.90</b>	3	11	1	<b>3.33</b>	<b>4.23</b>
				1.08	0.18			3.67	0.33		
65	<b>Bajrang BAJRANG</b>	IND	24.00	19	13	<b>0.25</b>	4	12	4	<b>2.00</b>	<b>2.25</b>
				0.79	0.54			3.00	1.00		

#### FORMULA

$$MSW = (WQ/minW - WQ/minL) + (CPW/NM - CPL/NM)$$

#### Legend:

**MSW** – Most Successful Wrestler (Index)

WQ/minW– Number WIN (+) points per 1 minute

WQ/minL – Number lost (-) points per 1 minute

CPW – Classification points WIN (+)

CPL – Classification points lost (-)

NM – Number matches



## VII – REVIEW BY THREE BASIC VARIABLE AND THREE TYPES OF ANALYSIS / WW

### 32. FS - REVIEW POINTS STANDING AND PARTERRE: 1. ALL MATCHES, 2. FINAL MATCHES I-II AND III-V, 3. ALL MATCHES WINNERS

Table FS 46.

Sn	TECHNIQUES	% ALL MATCHES	% FINAL MATCHES	WINNER MATCHES
<b>TECHNIQUES STANDING POSITION</b>				
1	S-LEG ATTAK	30.80	33.47	35.59
2	S-HIP TURNING THROW	2.59	1.67	3.39
3	S-THROW SUPLEX	3.54	2.51	2.12
4	S-FORWARD BENDING THR.	5.78	5.86	5.93
5	S-TAKE DOWN	14.50	11.72	11.86
6	S-COUNTER	4.23	6.69	0.00
7	S-NEGAT. WRESTLING	0.60	1.26	0.42
8	S-ACTIVITY TIME	3.97	3.35	4.24
9	S-CHALLENGE	0.69	1.26	0.42
10	S-STEP OUT	8.71	9.62	12.71
11	S-CAUTION	1.73	0.84	2.12
<b>TECHNIQUES PARTERRE POSITION</b>				
1	P-GUT WRENCH	10.70	10.53	10.17
2	P-ANCLE LEG	3.97	10.53	4.24
3	P-LIFTS	0.00	0.00	0.00
4	P-TURN OVER	5.52	5.26	5.93
5	P-COUNTER	2.33	0.00	0.42
6	P-CHALLENGE	0.09	0.00	0.00
7	P-CAUTION	0.26	0.00	0.42

**FS- REVIEW % POINTS STANDING AND PARTERRE: 1. ALL MATCHES, 2. FINAL MATCHES I-II AND III-V, 3. ALL MATCHES WINNERS**

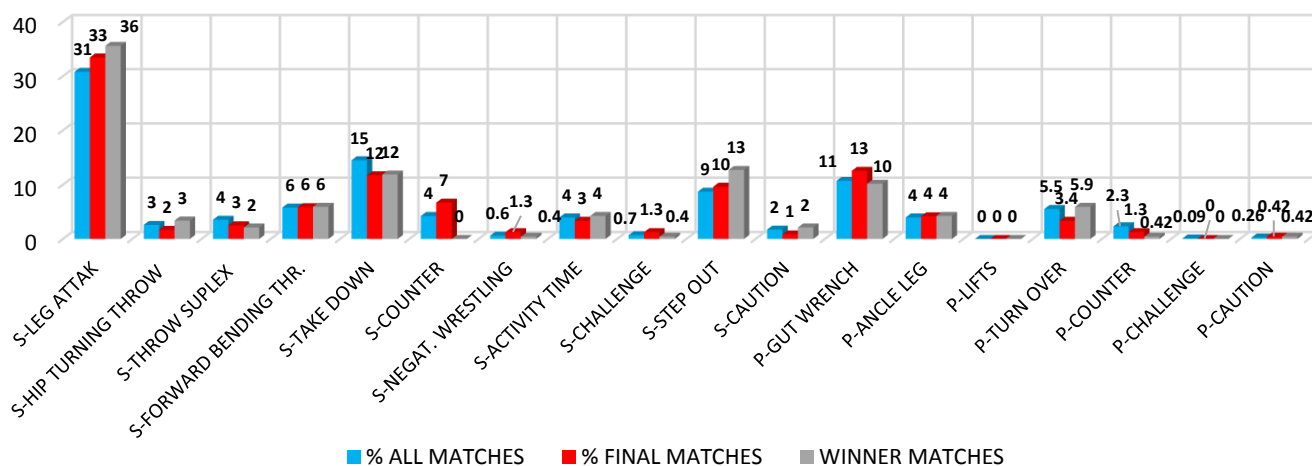
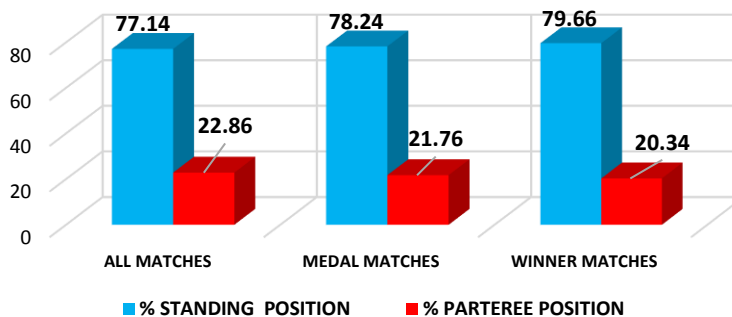


Table FS 47.

POSITION	ALL MATCHES	MEDAL MATCHES	WINNER MATCHES
% STANDING POSITION	77.14	78.24	79.66
% PARTEREE POSITION	22.86	21.76	20.34

**WW- REVIEW % STANDING AND PARTERRE: 1. ALL MATCHES, 2. FINAL MATCHES I-II AND III-V, 3. ALL MATCHES WINNERS - TOTAL**



33. FS - REVIEW TECHNICAL POINTS - OTHER POINTS: ALL MATCHES, 2. FINAL MATCHES I-II AND III-V, 3. ALL MATCHES WINNERS

Table FS 48.

Sn	TECHNIQUES	% ALL MATCHES	% FINAL MATCHES	WINNER MATCHES
<b>TECHICAL POINTS</b>				
1	S-LEG ATTAK	30.80	33.47	35.59
2	S-HIP TURNING THROW	2.59	1.67	3.39
3	S-THROW SUPLEX	3.54	2.51	2.12
4	S-FORWARD BENDING THR.	5.78	5.86	5.93
5	S-TAKE DOWN	14.50	11.72	11.86
6	S-COUNTER	4.23	6.69	0.00
7	P-GUT WRENCH	10.70	1.26	10.17
8	P-ANGLE LEG	3.97	3.35	4.24
9	P-LIFTS	0.00	1.26	0.00
10	P-TURN OVER	5.52	9.62	5.93
11	P-COUNTER	2.33	0.84	0.42
<b>OTHER POINTS</b>				
1	S-NEGAT. WRESTLING	0.60	1.26	0.42
2	S-ACTIVITY TIME	3.97	3.35	4.24
3	S-CHALLENGE	0.69	1.26	0.42
4	S-STEP OUT	8.71	9.62	12.71
5	S-CAUTION	1.73	0.84	2.12
6	P-CHALLENGE	0.09	0.00	0.00
7	P-CAUTION	0.26	0.42	0.42

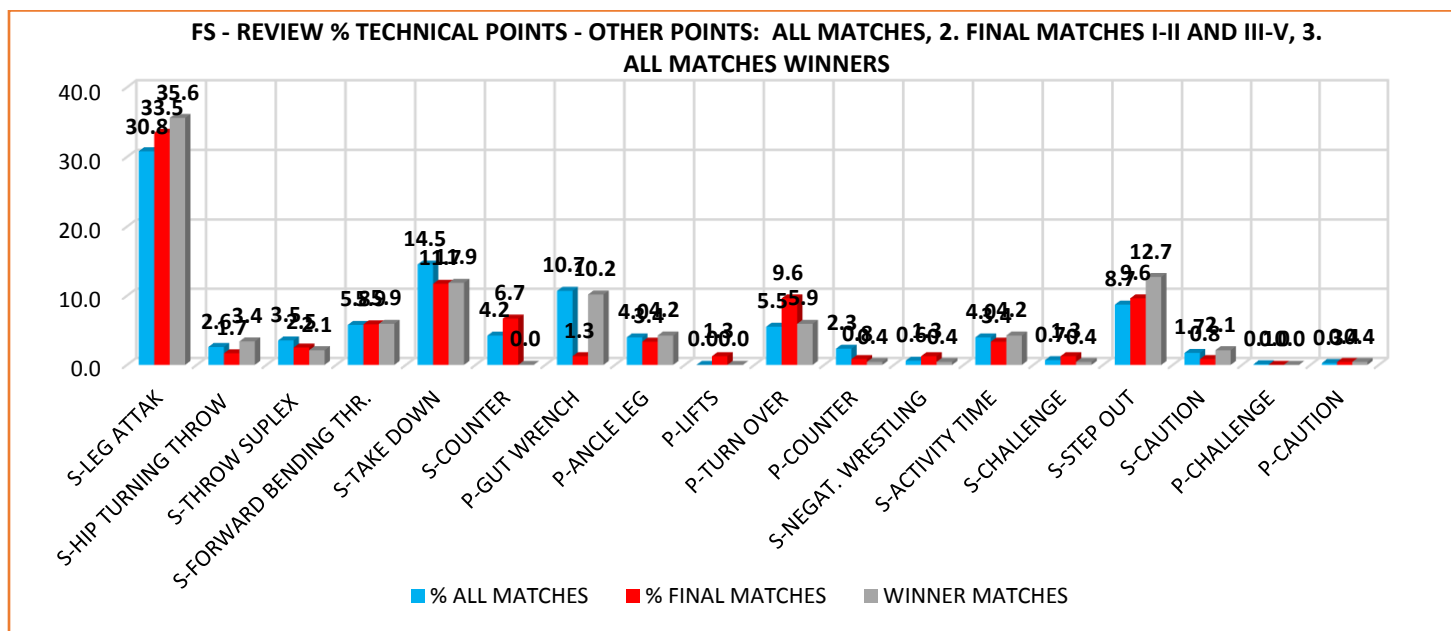
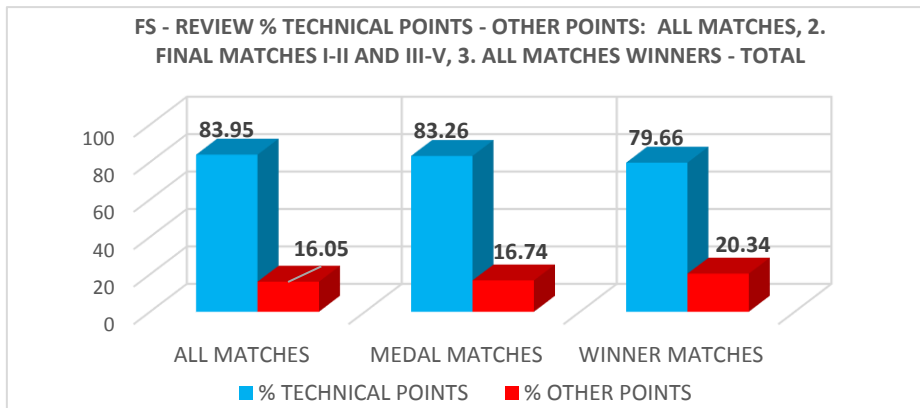


Table FS 49.

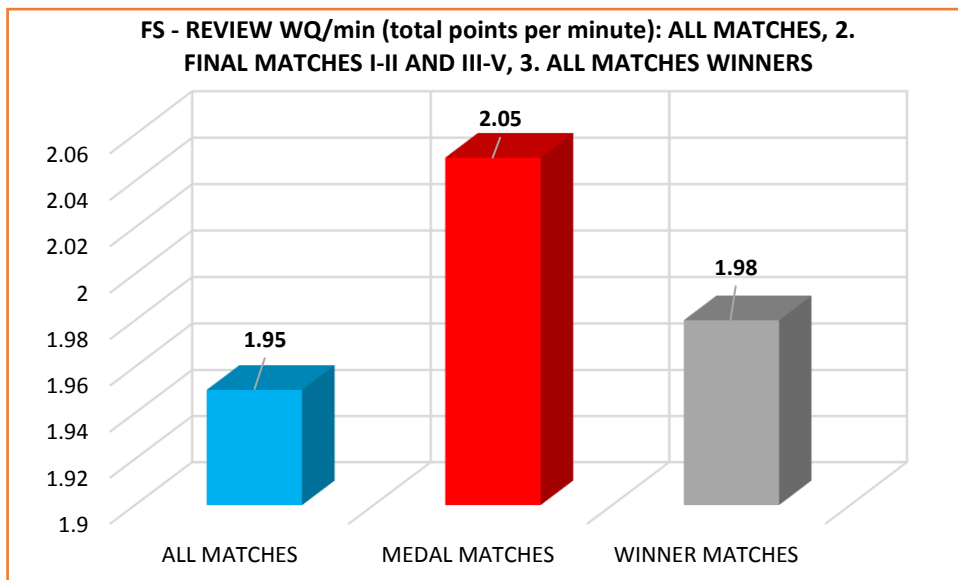
TECHNIQUES	ALL MATCHES	MEDAL MATCHES	WINNER MATCHES
TECHNICAL POINTS	83.95	83.26	79.66
OTHER POINTS	16.05	16.74	20.34



34. FS - REVIEW WQ/min (total points per minute): ALL MATCHES, 2. FINAL MATCHES I-II AND III-V, 3. ALL MATCHES WINNERS

Table FS 50.

Sn	TYPE MATCHES	WQ/min
1.	ALL MATCHES	<b>1.95</b>
2.	MEDAL MATCHES	<b>2.05</b>
3.	WINNER MATCHES	<b>1.98</b>



# WOMEN WRESTLING

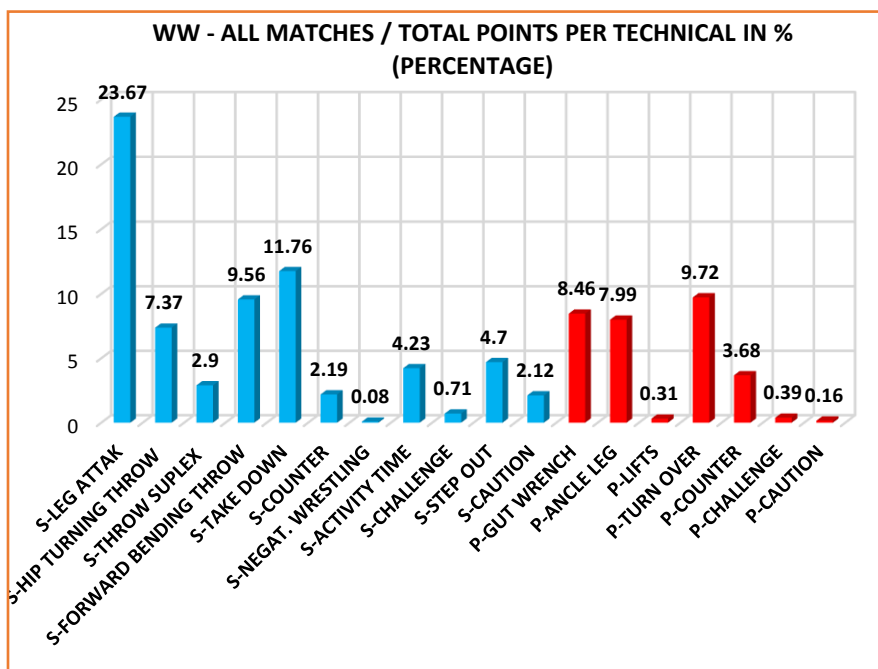
# I – GENERAL DATA /WW,

## ANALYSIS OF ALL MATCHES – WW STYLE

### 1. WW - ALL MATCHES / TOTAL POINTS PER TECHNICAL AND % (PERCENTAGE)

Table WW 1.

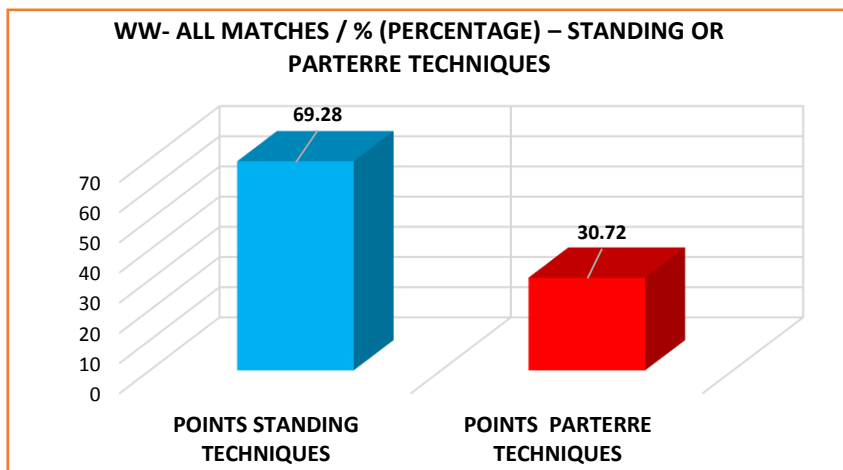
Sn	WRESTLING TECHNIQUES	POINTS	%
<b>STANDING POSITION</b>			
1	S-LEG ATTAK	302	23.67
2	S-HIP TURNING THROW	94	7.37
3	S-THROW SUPLEX	37	2.90
4	S-FORWARD BENDING THR.	122	9.56
5	S-TAKE DOWN	150	11.76
6	S-COUNTER	28	2.19
7	S-NEGAT. WRESTLING	1	0.08
8	S-ACTIVITY TIME	54	4.23
9	S-CHALLENGE	9	0.71
10	S-STEP OUT	60	4.70
11	S-CAUTION	27	2.12
<b>TOTAL =</b>		<b>884</b>	<b>69.28</b>
<b>PARTERRE POSITION</b>			
1	P-GUT WRENCH	108	8.46
2	P-ANGLE LEG	102	7.99
3	P-LIFTS	4	0.31
4	P-TURN OVER	124	9.72
5	P-COUNTER	47	3.68
6	P-CHALLENGE	5	0.39
7	P-CAUTION	2	0.16
<b>TOTAL =</b>		<b>392</b>	<b>30.72</b>
<b>ALL TOTAL =</b>		<b>1276</b>	<b>100.00</b>



### 2. WW - ALL MATCHES / TOTAL POINTS AND % (PERCENTAGE) – STANDING OR PARTERRE TECHNIQUES

Table WW 2.

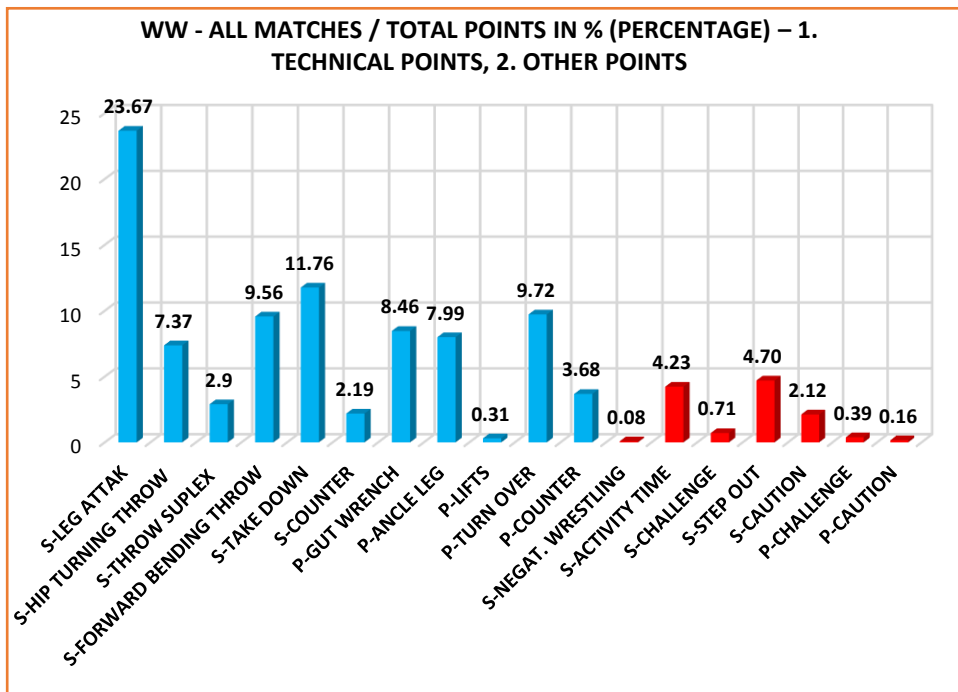
Sn.	POSITION	No. points	% points
1	POINTS STANDING TECHNIQUES	884	69.28
2	POINTS PARTERRE TECHNIQUES	392	30.72
<b>TOTAL =</b>		<b>1.443</b>	<b>100.00</b>



### 3. WW - ALL MATCHES / TOTAL POINTS IN % (PERCENTAGE) – 1. TECHNICAL POINTS, 2. OTHER POINTS

Table WW 3.

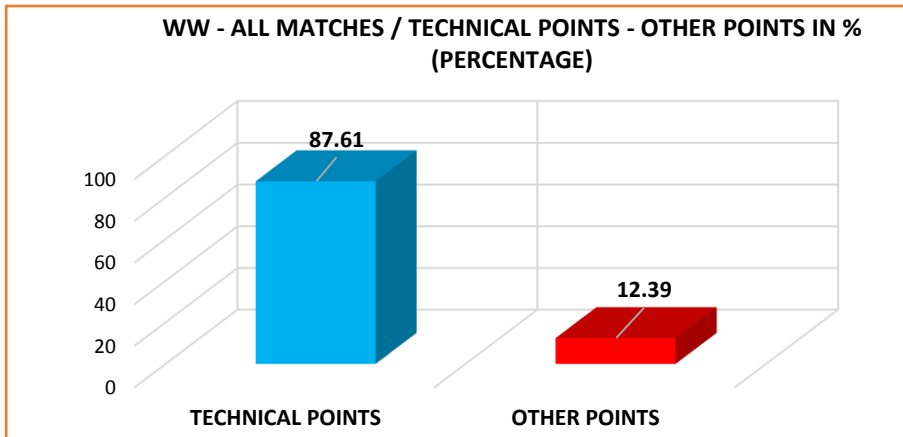
Sn	WRESTLING TECHNIQUES	%
<b>TECHNICAL POINTS</b>		
1	S-LEG ATTAK	23.67
2	S-HIP TURNING THROW	7.37
3	S-THROW SUPLEX	2.9
4	S-FORWARD BENDING THROW	9.56
5	S-TAKE DOWN	11.76
6	S-COUNTER	2.19
7	P-GUT WRENCH	8.46
8	P-ANGLE LEG	7.99
9	P-LIFTS	0.31
10	P-TURN OVER	9.72
11	P-COUNTER	3.68
<b>TOTAL=</b>		<b>87.61%</b>
<b>OTHER POINTS</b>		
1	S-NEGAT. WRESTLING	0.08
2	S-ACTIVITY TIME	4.23
3	S-CHALLENGE	0.71
4	S-STEP OUT	4.70
5	S-CAUTION	2.12
6	P-CHALLENGE	0.39
7	P-CAUTION	0.16
<b>TOTAL=</b>		<b>12.39%</b>
<b>ALL TOTAL =</b>		<b>100</b>



### 4. WW - ALL MATCHES / TOTAL TECHNICAL POINTS - OTHER POINTS AND % (PERCENTAGE)

Table WW 4.

Sn.	TYPE OF POINTS	No. points	%
1.	TECHNICAL POINTS	1.118	87.61
2.	OTHER POINTS	158	12.39
<b>TOTAL =</b>		<b>1.276</b>	<b>100.00</b>



### 5. WW – ALL MATCHES / WQ/min (total points per minute)

Table WW 5.

<b>WQ/min (total points per minute) for all matches =</b>	<b>1.96</b> points per minute
---	-------------------------------

## II - WEIGHT CATEGORY /WW,

### 6. WW - WEIGHT CATEGORY / TOTAL POINTS PER CATEGORY - TECHNICAL POINTS AND % (PERCENTAGE)

#### LIGHT CATEGORY

Table WW 6.

WW - 50 kg			
Sn	WRESTLING TECHNIQUES	POINTS	%
<b>STANDING POSITION</b>			
1	S-LEG ATTAK	42	21.43
2	S-HIP TURNING THROW	12	6.12
3	S-THROW SUPLEX	0	0.00
4	S-FORWARD BENDING THR.	4	2.04
5	S-TAKE DOWN	26	13.27
6	S-COUNTER	2	1.02
7	S-NEGAT. WRESTLING	0	0.00
8	S-ACTIVITY TIME	7	3.57
9	S-CHALLENGE	3	1.53
10	S-STEP OUT	10	5.10
11	S-CAUTION	4	2.04
<b>TOTAL STANDING POSITION =</b>		<b>110</b>	<b>56.12</b>
<b>PARTERRE POSITION</b>			
1	P-GUT WRENCH	26	13.27
2	P-ANGLE LEG	4	2.04
3	P-LIFTS	0	0.00
4	P-TURN OVER	32	16.33
5	P-COUNTER	23	11.73
6	P-CHALLENGE	1	0.51
7	P-CAUTION	0	0.00
<b>TOTAL PARTERRE POSITION =</b>		<b>86</b>	<b>43.88</b>
<b>ALL TOTAL =</b>		<b>196</b>	<b>100.00</b>
<b>TIME =</b>		<b>101.27</b>	
<b>WQ/min =</b>		<b>1.94</b>	

Table WW 8.

WW - 55 kg			
Sn	WRESTLING TECHNIQUES	POINTS	%
<b>STANDING POSITION</b>			
1	S-LEG ATTAK	6	10.17
2	S-HIP TURNING THROW	8	13.56
3	S-THROW SUPLEX	0	0.00
4	S-FORWARD BENDING THR.	0	0.00
5	S-TAKE DOWN	8	13.56
6	S-COUNTER	6	10.17
7	S-NEGAT. WRESTLING	0	0.00
8	S-ACTIVITY TIME	2	3.39
9	S-CHALLENGE	0	0.00
10	S-STEP OUT	2	3.39
11	S-CAUTION	1	1.69
<b>TOTAL STANDING POSITION =</b>		<b>33</b>	<b>55.93</b>
<b>PARTERRE POSITION</b>			
1	P-GUT WRENCH	10	16.95
2	P-ANGLE LEG	0	0.00
3	P-LIFTS	0	0.00
4	P-TURN OVER	12	20.34
5	P-COUNTER	4	6.78
6	P-CHALLENGE	0	0.00
7	P-CAUTION	0	0.00
<b>TOTAL PARTERREE POSITION =</b>		<b>26</b>	<b>44.07</b>
<b>ALL TOTAL =</b>		<b>59</b>	<b>100.00</b>
<b>TIME =</b>		<b>30.53</b>	
<b>WQ/min =</b>		<b>1.93</b>	

Table WW 7.

WW - 53 kg			
Sn	WRESTLING TECHNIQUES	POINTS	%
<b>STANDING POSITION</b>			
1	S-LEG ATTAK	32	17.49
2	S-HIP TURNING THROW	14	7.65
3	S-THROW SUPLEX	8	4.37
4	S-FORWARD BENDING THR.	34	18.58
5	S-TAKE DOWN	16	8.74
6	S-COUNTER	0	0.00
7	S-NEGAT. WRESTLING	0	0.00
8	S-ACTIVITY TIME	3	1.64
9	S-CHALLENGE	2	1.09
10	S-STEP OUT	4	2.19
11	S-CAUTION	1	0.55
<b>TOTAL STANDING POSITION =</b>		<b>114</b>	<b>62.30</b>
<b>PARTERRE POSITION</b>			
1	P-GUT WRENCH	18	9.84
2	P-ANGLE LEG	10	5.46
3	P-LIFTS	0	0.00
4	P-TURN OVER	30	16.39
5	P-COUNTER	10	5.46
6	P-CHALLENGE	1	0.55
7	P-CAUTION	0	0.00
<b>TOTAL PARTERRE POSITION =</b>		<b>69</b>	<b>37.70</b>
<b>ALL TOTAL =</b>		<b>165</b>	<b>100.00</b>
<b>TIME =</b>		<b>68.24</b>	
<b>WQ/min =</b>		<b>2.68</b>	

Table WW 9.

WW - 57 kg			
Sn	WRESTLING TECHNIQUES	POINTS	%
<b>STANDING POSITION</b>			
1	S-LEG ATTAK	78	37.86
2	S-HIP TURNING THROW	6	2.91
3	S-THROW SUPLEX	0	0.00
4	S-FORWARD BENDING THR.	14	6.80
5	S-TAKE DOWN	20	9.71
6	S-COUNTER	6	2.91
7	S-NEGAT. WRESTLING	0	0.00
8	S-ACTIVITY TIME	7	3.40
9	S-CHALLENGE	1	0.49
10	S-STEP OUT	7	3.40
11	S-CAUTION	2	0.97
<b>TOTAL STANDING POSITION =</b>		<b>141</b>	<b>68.45</b>
<b>PARTERRE POSITION</b>			
1	P-GUT WRENCH	12	5.83
2	P-ANGLE LEG	38	18.45
3	P-LIFTS	0	0.00
4	P-TURN OVER	10	4.85
5	P-COUNTER	5	2.43
6	P-CHALLENGE	0	0.00
7	P-CAUTION	0	0.00
<b>TOTAL PARTERRE POSITION =</b>		<b>65</b>	<b>31.55</b>
<b>ALL TOTAL =</b>		<b>206</b>	<b>100.00</b>
<b>TIME =</b>		<b>98.49</b>	
<b>WQ/min =</b>		<b>2.09</b>	

MIDDLE CATEGORY

Table WW 10.

WW - 59 kg			
Sn	WRESTLING TECHNIQUES	POINTS	%
<b>STANDING POSITION</b>			
1	S-LEG ATTACK	6	15.00
2	S-HIP TURNING THROW	10	25.00
3	S-THROW SUPLEX	4	10.00
4	S-FORWARD BENDING THR.	4	10.00
5	S-TAKE DOWN	10	25.00
6	S-COUNTER	0	0.00
7	S-NEGAT. WRESTLING	0	0.00
8	S-ACTIVITY TIME	0	0.00
9	S-CHALLENGE	0	0.00
10	S-STEP OUT	0	0.00
11	S-CAUTION	0	0.00
<b>TOTAL STANDING POSITION =</b>		<b>34</b>	<b>85.00</b>
<b>PARTERRE POSITION</b>			
1	P-GUT WRENCH	4	10.00
2	P-ANCLÉ LEG	0	0.00
3	P-LIFTS	0	0.00
4	P-TURN OVER	2	5.00
5	P-COUNTER	0	0.00
6	P-CHALLENGE	0	0.00
7	P-CAUTION	0	0.00
<b>TOTAL PARTERRE POSITION =</b>		<b>6</b>	<b>15.00</b>
<b>ALL TOTAL =</b>		<b>40</b>	<b>100.00</b>
<b>TIME =</b>		<b>19.68</b>	
<b>WQ/min =</b>		<b>2.03</b>	

Table WW 11.

WW - 62 kg			
Sn	WRESTLING TECHNIQUES	POINTS	%
<b>STANDING POSITION</b>			
1	S-LEG ATTACK	56	30.11
2	S-HIP TURNING THROW	16	8.60
3	S-THROW SUPLEX	6	3.23
4	S-FORWARD BENDING THR.	14	7.53
5	S-TAKE DOWN	14	7.53
6	S-COUNTER	6	3.23
7	S-NEGAT. WRESTLING	0	0.00
8	S-ACTIVITY TIME	11	5.91
9	S-CHALLENGE	1	0.54
10	S-STEP OUT	11	5.91
11	S-CAUTION	8	4.30
<b>TOTAL STANDING POSITION =</b>		<b>143</b>	<b>76.68</b>
<b>PARTERRE POSITION</b>			
1	P-GUT WRENCH	10	5.38
2	P-ANCLÉ LEG	16	8.60
3	P-LIFTS	0	0.00
4	P-TURN OVER	12	6.45
5	P-COUNTER	2	1.08
6	P-CHALLENGE	1	0.54
7	P-CAUTION	2	1.08
<b>TOTAL PARTERRE POSITION =</b>		<b>43</b>	<b>23.12</b>
<b>ALL TOTAL =</b>		<b>186</b>	<b>100.00</b>
<b>TIME =</b>		<b>107.78</b>	
<b>WQ/min =</b>		<b>1.73</b>	

Table WW 12.

WW - 65 kg			
Sn	WRESTLING TECHNIQUES	POINTS	%
<b>STANDING POSITION</b>			
1	S-LEG ATTACK	4	23.53
2	S-HIP TURNING THROW	2	11.76
3	S-THROW SUPLEX	0	0.00
4	S-FORWARD BENDING THR.	0	0.00
5	S-TAKE DOWN	0	0.00
6	S-COUNTER	0	0.00
7	S-NEGAT. WRESTLING	0	0.00
8	S-ACTIVITY TIME	0	0.00
9	S-CHALLENGE	0	0.00
10	S-STEP OUT	5	29.41
11	S-CAUTION	0	0.00
<b>TOTAL STANDING POSITION =</b>		<b>11</b>	<b>64.71</b>
<b>PARTERRE POSITION</b>			
1	P-GUT WRENCH	0	0.00
2	P-ANCLÉ LEG	0	0.00
3	P-LIFTS	0	0.00
4	P-TURN OVER	6	35.29
5	P-COUNTER	0	0.00
6	P-CHALLENGE	0	0.00
7	P-CAUTION	0	0.00
<b>TOTAL PARTERRE POSITION =</b>		<b>6</b>	<b>35.29</b>
<b>ALL TOTAL =</b>		<b>17</b>	<b>100.00</b>
<b>TIME =</b>		<b>9.09</b>	
<b>WQ/min =</b>		<b>1.87</b>	



## HEAVY WEIGHT CATEGORY

Table WW 13.

WW - 68 kg			
Sn	WRESTLING TECHNIQUES	POINTS	%
<b>STANDING POSITION</b>			
1	S-LEG ATTAK	42	21.43
2	S-HIP TURNING THROW	4	2.04
3	S-THROW SUPLEX	14	7.14
4	S-FORWARD BENDING THR.	32	16.33
5	S-TAKE DOWN	28	14.29
6	S-COUNTER	4	2.04
7	S-NEGAT. WRESTLING	0	0.00
8	S-ACTIVITY TIME	9	4.59
9	S-CHALLENGE	1	0.51
10	S-STEP OUT	10	5.10
11	S-CAUTION	3	1.53
<b>TOTAL STANDING POSITION =</b>		<b>147</b>	<b>75.00</b>
<b>PARTERRE POSITION</b>			
1	P-GUT WRENCH	18	9.18
2	P-ANGLE LEG	10	5.10
3	P-LIFTS	2	1.02
4	P-TURN OVER	18	9.18
5	P-COUNTER	1	0.51
6	P-CHALLENGE	0	0.00
7	P-CAUTION	0	0.00
<b>TOTAL PARTERRE POSITION =</b>		<b>49</b>	<b>25.00</b>
<b>ALL TOTAL =</b>		<b>196</b>	<b>100.00</b>
<b>TIME =</b>		<b>91.66</b>	
<b>WQ/min =</b>		<b>2.14</b>	

Table WW 14.

FS - 72 kg			
Sn	WRESTLING TECHNIQUES	POINTS	%
<b>STANDING POSITION</b>			
1	S-LEG ATTAK	2	5.00
2	S-HIP TURNING THROW	10	25.00
3	S-THROW SUPLEX	5	12.50
4	S-FORWARD BENDING THR.	4	10.00
5	S-TAKE DOWN	2	5.00
6	S-COUNTER	4	10.00
7	S-NEGAT. WRESTLING	0	0.00
8	S-ACTIVITY TIME	5	12.50
9	S-CHALLENGE	0	0.00
10	S-STEP OUT	2	5.00
11	S-CAUTION	3	7.50
<b>TOTAL STANDING POSITION =</b>		<b>37</b>	<b>92.50</b>
<b>PARTEREE POSITION</b>			
1	P-GUT WRENCH	2	5.00
2	P-ANGLE LEG	0	0.00
3	P-LIFTS	0	0.00
4	P-TURN OVER	0	0.00
5	P-COUNTER	0	0.00
6	P-CHALLENGE	1	2.50
7	P-CAUTION	0	0.00
<b>TOTAL PARTERRE POSITION =</b>		<b>3</b>	<b>7.50</b>
<b>ALL TOTAL =</b>		<b>40</b>	<b>100.00</b>
<b>TIME =</b>		<b>34.59</b>	
<b>WQ/min =</b>		<b>1.16</b>	

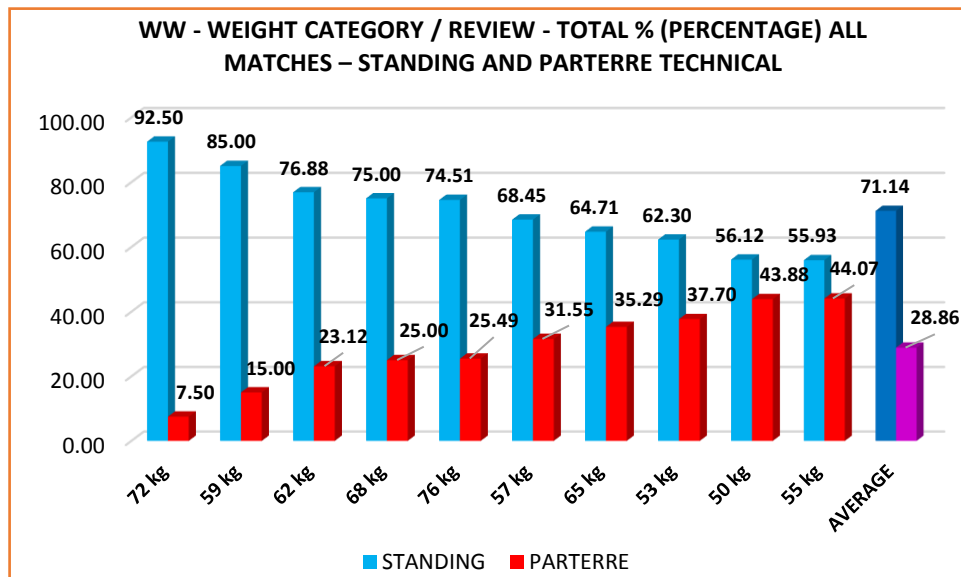
Table WW 15.

WW - 76 kg			
Sn	WRESTLING TECHNIQUES	POINTS	%
<b>STANDING POSITION</b>			
1	S-LEG ATTAK	34	22.22
2	S-HIP TURNING THROW	12	7.84
3	S-THROW SUPLEX	0	0.00
4	S-FORWARD BENDING THR.	16	10.46
5	S-TAKE DOWN	26	16.99
6	S-COUNTER	0	0.00
7	S-NEGAT. WRESTLING	1	0.65
8	S-ACTIVITY TIME	10	6.54
9	S-CHALLENGE	1	0.65
10	S-STEP OUT	9	5.88
11	S-CAUTION	5	3.27
<b>TOTAL STANDING POSITION =</b>		<b>114</b>	<b>74.51</b>
<b>PARTERRE POSITION</b>			
1	P-GUT WRENCH	8	5.23
2	P-ANGLE LEG	24	15.69
3	P-LIFTS	2	1.31
4	P-TURN OVER	2	1.31
5	P-COUNTER	2	1.31
6	P-CHALLENGE	1	0.65
7	P-CAUTION	0	0.00
<b>TOTAL PARTERRE POSITION =</b>		<b>39</b>	<b>25.49</b>
<b>ALL TOTAL =</b>		<b>153</b>	<b>100.00</b>
<b>TIME =</b>		<b>91.00</b>	
<b>WQ/min =</b>		<b>1.68</b>	

## 7. WW - WEIGHT CATEGORY / REVIEW - TOTAL % (PERCENTAGE) ALL MATCHES – STANDING AND PARTERRE TECHNICAL

Table WW 16.

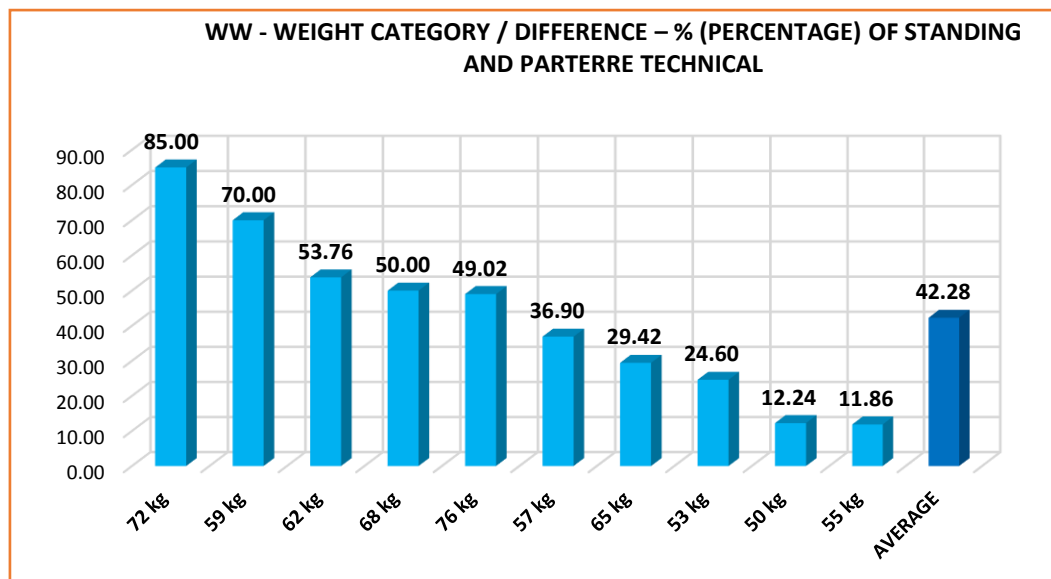
Sn	Cat	STANDING	PARTERRE
1	72 kg	92.50	7.50
2	59 kg	85.00	15.00
3	62 kg	76.88	23.12
4	68 kg	75.00	25.00
5	76 kg	74.51	25.49
6	57 kg	68.45	31.55
7	65 kg	64.71	35.29
8	53 kg	62.30	37.70
9	50 kg	56.12	43.88
10	55 kg	55.93	44.07
AVERAGE =		71.14	28.86



## 8. WW - WEIGHT CATEGORY / DIFFERENCE – % (PERCENTAGE) OF STANDING AND PARTERRE TECHNICAL

Table WW 17.

Sn	Kat.	DIFFERENCE
1	72 kg	85.00
2	59 kg	70.00
3	62 kg	53.76
4	68 kg	50.00
5	76 kg	49.02
6	57 kg	36.90
7	65 kg	29.42
8	53 kg	24.60
9	50 kg	12.24
10	55 kg	11.86
AVERAGE		42.28



9. WW - WEIGHT CATEGORY / TOTAL POINTS PER CATEGORY AND % (PERCENTAGE)– 1. TECHNICAL POINTS, 2. OTHER POINTS

LIGHT CATEGORY

Table WW 18.

WW - 50 kg			
Sn	WRESTLING TECHNIQUES	POINTS	%
<b>TECHNICAL POINTS</b>			
1	S-LEG ATTAK	42	21,43
2	S-HIP TURNING THROW	12	6,12
3	S-THROW SUPLEX	0	0,00
4	S-FORWARD BENDING THR.	4	2,04
5	S-TAKE DOWN	26	13,27
6	S-COUNTER	2	1,02
7	P-GUT WRENCH	26	13,27
8	P-ANGLE LEG	4	2,04
9	P-LIFTS	0	0,00
10	P-TURN OVER	32	16,33
11	P-COUNTER	23	11,73
<b>TOTAL =</b>		<b>171</b>	<b>87,24</b>
<b>OTHER POINTS</b>			
1	S-NEGAT. WRESTLING	0	0,00
2	S-ACTIVITY TIME	7	3,57
3	S-CHALLENGE	3	1,53
4	S-STEP OUT	10	5,10
5	S-CAUTION	4	2,04
6	P-CHALLENGE	1	0,51
7	P-CAUTION	0	0,00
<b>TOTAL =</b>		<b>25</b>	<b>12,76</b>
<b>ALL TOTAL =</b>		<b>196</b>	<b>100,00</b>

Table WW 19.

WW - 53 kg			
Sn	WRESTLING TECHNIQUES	POINTS	%
<b>TECHNICAL POINTS</b>			
1	S-LEG ATTAK	32	17,49
2	S-HIP TURNING THROW	14	7,65
3	S-THROW SUPLEX	8	4,37
4	S-FORWARD BENDING THR.	34	18,58
5	S-TAKE DOWN	16	8,74
6	S-COUNTER	0	0,00
7	P-GUT WRENCH	18	9,84
8	P-ANGLE LEG	10	5,46
9	P-LIFTS	0	0,00
10	P-TURN OVER	30	16,39
11	P-COUNTER	10	5,46
<b>TOTAL =</b>		<b>172</b>	<b>93,99</b>
<b>OTHER POINTS</b>			
1	S-NEGAT. WRESTLING	0	0,00
2	S-ACTIVITY TIME	3	1,64
3	S-CHALLENGE	2	1,09
4	S-STEP OUT	4	2,19
5	S-CAUTION	1	0,55
6	P-CHALLENGE	1	0,55
7	P-CAUTION	0	0,00
<b>TOTAL =</b>		<b>11</b>	<b>6,01</b>
<b>ALL TOTAL =</b>		<b>183</b>	<b>100,00</b>

Table WW 20.

WW - 55 kg			
Sn	WRESTLING TECHNIQUES	POINTS	%
<b>TECHNICAL POINTS</b>			
1	S-LEG ATTAK	6	10,17
2	S-HIP TURNING THROW	8	13,56
3	S-THROW SUPLEX	0	0,00
4	S-FORWARD BENDING THR.	0	0,00
5	S-TAKE DOWN	8	13,56
6	S-COUNTER	6	10,17
7	P-GUT WRENCH	10	16,95
8	P-ANGLE LEG	0	0,00
9	P-LIFTS	0	0,00
10	P-TURN OVER	12	20,34
11	P-COUNTER	4	6,78
<b>TOTAL =</b>		<b>54</b>	<b>91,53</b>
<b>OTHER POINTS</b>			
1	S-NEGAT. WRESTLING	0	0,00
2	S-ACTIVITY TIME	2	3,39
3	S-CHALLENGE	0	0,00
4	S-STEP OUT	2	3,39
5	S-CAUTION	1	1,69
6	P-CHALLENGE	0	0,00
7	P-CAUTION	0	0,00
<b>TOTAL =</b>		<b>5</b>	<b>8,47</b>
<b>ALL TOTAL =</b>		<b>59</b>	<b>100,00</b>

Table WW 21.

WW - 57 kg			
Sn	WRESTLING TECHNIQUES	POINTS	%
<b>TECHNICAL POINTS</b>			
1	S-LEG ATTAK	78	37,86
2	S-HIP TURNING THROW	6	2,91
3	S-THROW SUPLEX	0	0,00
4	S-FORWARD BENDING THR.	14	6,80
5	S-TAKE DOWN	20	9,71
6	S-COUNTER	6	2,91
7	P-GUT WRENCH	12	5,83
8	P-ANGLE LEG	38	18,45
9	P-LIFTS	0	0,00
10	P-TURN OVER	10	4,85
11	P-COUNTER	5	2,43
<b>TOTAL =</b>		<b>189</b>	<b>91,75</b>
<b>OTHER POINTS</b>			
1	S-NEGAT. WRESTLING	0	0,00
2	S-ACTIVITY TIME	7	3,40
3	S-CHALLENGE	1	0,49
4	S-STEP OUT	7	3,40
5	S-CAUTION	2	0,97
6	P-CHALLENGE	0	0,00
7	P-CAUTION	0	0,00
<b>TOTAL =</b>		<b>17</b>	<b>8,25</b>
<b>ALL TOTAL =</b>		<b>206</b>	<b>100,00</b>

MIDDLE CATEGORY

Table WW 22.

WW - 59 kg			
Sn	WRESTLING TECHNIQUES	POINTS	%
<b>TECHNICAL POINTS</b>			
1	S-LEG ATTACK	6	15,00
2	S-HIP TURNING THROW	10	25,00
3	S-THROW SUPLEX	4	10,00
4	S-FORWARD BENDING THR.	4	10,00
5	S-TAKE DOWN	10	25,00
6	S-COUNTER	0	0,00
7	P-GUT WRENCH	4	10,00
8	P-ANGLE LEG	0	0,00
9	P-LIFTS	0	0,00
10	P-TURN OVER	2	5,00
11	P-COUNTER	0	0,00
<b>TOTAL =</b>		<b>40</b>	<b>100,00</b>
<b>OTHER POINTS</b>			
1	S-NEGAT. WRESTLING	0	0,00
2	S-ACTIVITY TIME	0	0,00
3	S-CHALLENGE	0	0,00
4	S-STEP OUT	0	0,00
5	S-CAUTION	0	0,00
6	P-CHALLENGE	0	0,00
7	P-CAUTION	0	0,00
<b>TOTAL =</b>		<b>0</b>	<b>0,00</b>
<b>ALL TOTAL =</b>		<b>40</b>	<b>100,00</b>

Table WW 23.

WW - 62 kg			
Sn	WRESTLING TECHNIQUES	POINTS	%
<b>TECHNICAL POINTS</b>			
1	S-LEG ATTACK	56	30,11
2	S-HIP TURNING THROW	16	8,60
3	S-THROW SUPLEX	6	3,23
4	S-FORWARD BENDING THR.	14	7,53
5	S-TAKE DOWN	14	7,53
6	S-COUNTER	6	3,23
7	P-GUT WRENCH	10	5,38
8	P-ANGLE LEG	16	8,60
9	P-LIFTS	0	0,00
10	P-TURN OVER	12	6,45
11	P-COUNTER	2	1,08
<b>TOTAL =</b>		<b>152</b>	<b>81,72</b>
<b>OTHER POINTS</b>			
1	S-NEGAT. WRESTLING	0	0,00
2	S-ACTIVITY TIME	11	5,91
3	S-CHALLENGE	1	0,54
4	S-STEP OUT	11	5,91
5	S-CAUTION	8	4,30
6	P-CHALLENGE	1	0,54
7	P-CAUTION	2	1,08
<b>TOTAL =</b>		<b>34</b>	<b>18,28</b>
<b>ALL TOTAL =</b>		<b>186</b>	<b>100,00</b>

Table WW 24.

WW - 65 kg			
Sn	WRESTLING TECHNIQUES	POINTS	%
<b>TECHNICAL POINTS</b>			
1	S-LEG ATTACK	4	23,53
2	S-HIP TURNING THROW	2	11,76
3	S-THROW SUPLEX	0	0,00
4	S-FORWARD BENDING THR.	0	0,00
5	S-TAKE DOWN	0	0,00
6	S-COUNTER	0	0,00
7	P-GUT WRENCH	0	0,00
8	P-ANGLE LEG	0	0,00
9	P-LIFTS	0	0,00
10	P-TURN OVER	6	35,29
11	P-COUNTER	0	0,00
<b>TOTAL =</b>		<b>12</b>	<b>70,59</b>
<b>OTHER POINTS</b>			
1	S-NEGAT. WRESTLING	0	0,00
2	S-ACTIVITY TIME	0	0,00
3	S-CHALLENGE	0	0,00
4	S-STEP OUT	5	29,41
5	S-CAUTION	0	0,00
6	P-CHALLENGE	0	0,00
7	P-CAUTION	0	0,00
<b>TOTAL =</b>		<b>5</b>	<b>29,41</b>
<b>ALL TOTAL =</b>		<b>17</b>	<b>100,00</b>

# HEAVY WEIGHT CATEGORY

Table WW 25.

WW - 68 kg			
Sn	WRESTLING TECHNIQUES	POINTS	%
<b>TECHNICAL POINTS</b>			
1	S-LEG ATTAK	42	21,43
2	S-HIP TURNING THROW	4	2,04
3	S-THROW SUPLEX	14	7,14
4	S-FORWARD BENDING THR.	32	16,33
5	S-TAKE DOWN	28	14,29
6	S-COUNTER	4	2,04
7	P-GUT WRENCH	18	9,18
8	P-ANGLE LEG	10	5,10
9	P-LIFTS	2	1,02
10	P-TURN OVER	18	9,18
11	P-COUNTER	1	0,51
<b>TOTAL TECHNICAL POINTS =</b>		<b>173</b>	<b>88,27</b>
<b>OTHER POINTS</b>			
1	S-NEGAT. WRESTLING	0	0,00
2	S-ACTIVITY TIME	9	4,59
3	S-CHALLENGE	1	0,51
4	S-STEP OUT	10	5,10
5	S-CAUTION	3	1,53
6	P-CHALLENGE	0	0,00
7	P-CAUTION	0	0,00
<b>TOTAL OTHER POINTS =</b>		<b>23</b>	<b>11,73</b>
<b>ALL TOTAL =</b>		<b>196</b>	<b>100,00</b>

Table WW 26.

WW - 72 kg			
Sn	WRESTLING TECHNIQUES	POINTS	%
<b>TECHNICAL POINTS</b>			
1	S-LEG ATTAK	2	5,00
2	S-HIP TURNING THROW	10	25,00
3	S-THROW SUPLEX	5	12,50
4	S-FORWARD BENDING THR.	4	10,00
5	S-TAKE DOWN	2	5,00
6	S-COUNTER	4	10,00
7	P-GUT WRENCH	2	5,00
8	P-ANGLE LEG	0	0,00
9	P-LIFTS	0	0,00
10	P-TURN OVER	0	0,00
11	P-COUNTER	0	0,00
<b>TOTAL TECHNICAL POINTS =</b>		<b>29</b>	<b>72,50</b>
<b>OTHER POINTS</b>			
1	S-NEGAT. WRESTLING	0	0,00
2	S-ACTIVITY TIME	5	12,50
3	S-CHALLENGE	0	0,00
4	S-STEP OUT	2	5,00
5	S-CAUTION	3	7,50
6	P-CHALLENGE	1	2,50
7	P-CAUTION	0	0,00
<b>TOTAL OTHER POINTS =</b>		<b>11</b>	<b>27,50</b>
<b>ALL TOTAL =</b>		<b>40</b>	<b>100,00</b>

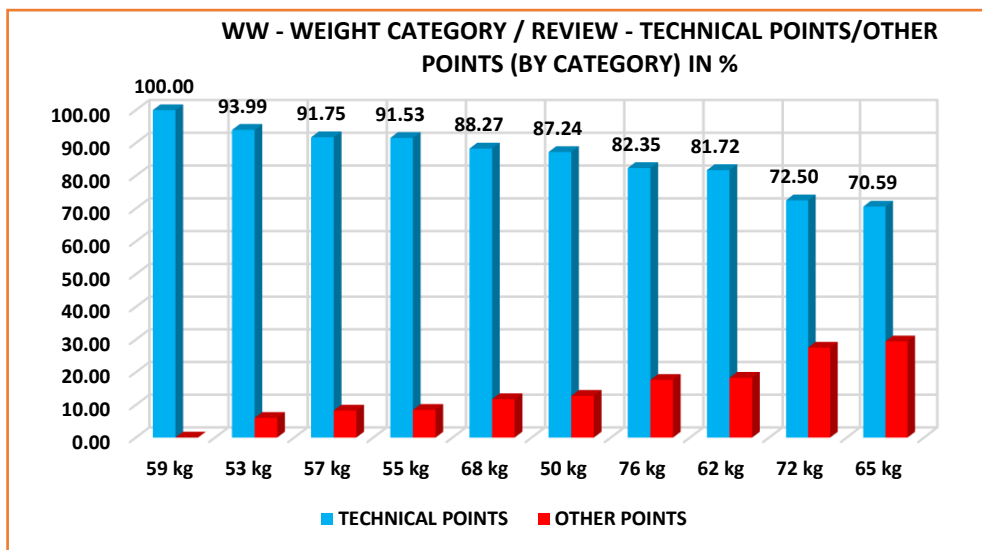
Table WW 27.

WW - 76 kg			
Sn	WRESTLING TECHNIQUES	POINTS	%
<b>TECHNICAL POINTS</b>			
1	S-LEG ATTAK	34	22,22
2	S-HIP TURNING THROW	12	7,84
3	S-THROW SUPLEX	0	0,00
4	S-FORWARD BENDING THR.	16	10,46
5	S-TAKE DOWN	26	16,99
6	S-COUNTER	0	0,00
7	P-GUT WRENCH	8	5,23
8	P-ANGLE LEG	24	15,69
9	P-LIFTS	2	1,31
10	P-TURN OVER	2	1,31
11	P-COUNTER	2	1,31
<b>TOTAL TECHNICAL POINTS =</b>		<b>126</b>	<b>82,35</b>
<b>OTHER POINTS</b>			
1	S-NEGAT. WRESTLING	1	0,65
2	S-ACTIVITY TIME	10	6,54
3	S-CHALLENGE	1	0,65
4	S-STEP OUT	9	5,88
5	S-CAUTION	5	3,27
6	P-CHALLENGE	1	0,65
7	P-CAUTION	0	0,00
<b>TOTAL OTHER POINTS =</b>		<b>27</b>	<b>17,65</b>
<b>ALL TOTAL =</b>		<b>158</b>	<b>100,00</b>

## 10. WW - WEIGHT CATEGORY / REVIEW - TECHNICAL POINTS/OTHER POINTS (BY CATEGORY)

Table WW 28

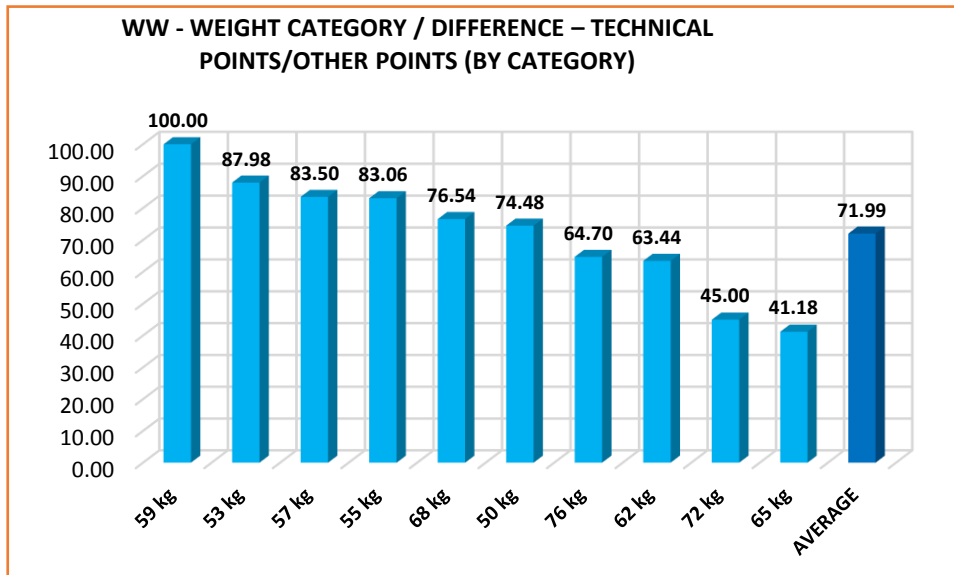
Sn	Cat	TECHNICAL POINTS	OTHER POINTS
1	59 kg	100,00	0,00
2	53 kg	93,99	6,01
3	57 kg	91,75	8,25
4	55 kg	91,53	8,47
5	68 kg	88,27	11,73
6	50 kg	87,24	12,76
7	76 kg	82,35	17,65
8	62 kg	81,72	18,28
9	72 kg	72,50	27,50
10	65 kg	70,59	29,41



## 11. WW - WEIGHT CATEGORY / DIFFERENCE – TECHNICAL POINTS/OTHER POINTS (BY CATEGORY)

Table WW 29.

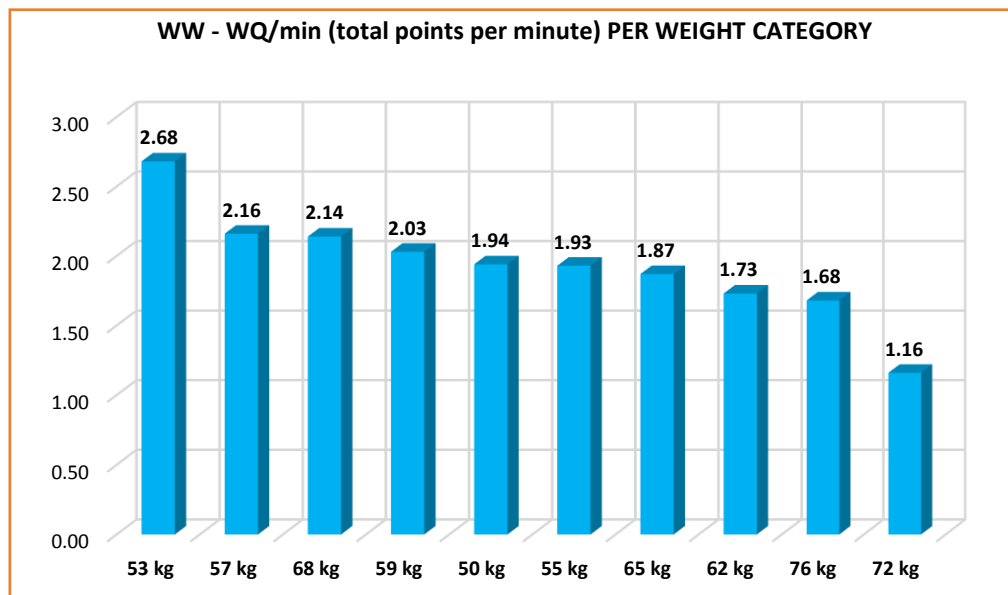
Sn	Cat	DIFFERENCE
1	55 kg	59 kg
2	57 kg	53 kg
3	50 kg	57 kg
4	59 kg	55 kg
5	65 kg	68 kg
6	72 kg	50 kg
7	76 kg	76 kg
8	62 kg	62 kg
9	53 kg	72 kg
10	68 kg	65 kg
AVERAGE =		71.99



## 12. WW - WQ/min (total points per minute) PER WEIGHT CATEGORY

Table WW 30.

Sn	Cat	WQ/min
1	53 kg	<b>2,68</b>
2	57 kg	<b>2,16</b>
3	68 kg	<b>2,14</b>
4	59 kg	<b>2,03</b>
5	50 kg	<b>1,94</b>
6	55 kg	<b>1,93</b>
7	65 kg	<b>1,87</b>
8	62 kg	<b>1,73</b>
9	76 kg	<b>1,68</b>
10	72 kg	<b>1,16</b>



### III – NATIONAL TEAMS / WW

#### 13. WW - NATIONAL TEAMS GENERAL DATA / IN NUMBER

Table FS 31.

Sn	NATIONS	STANDING / PARTERRE POINTS WIN / LOST						TECHNICAL POINTS / OTHER POINTS WIN / LOST						CP		NUMBER MATCHES			TIME & WQ/min		
		TOTAL POINTS STANDING / WIN	TOTAL POINTS PARTEREE / WIN	ALL TOTAL POINTS / WIN	TOTAL STANDING / LOST	TOTAL PARTEREE / LOST	TOTAL POINTS / LOST	TOTAL TECHNICAL POINTS / WIN	TOTAL OTHER POINTS / WIN	ALL TOTAL POINTS / WIN	TOTAL TECHNICAL POINTS / LOST	TOTAL OTHER POINTS / LOST	ALL TOTAL POINTS / LOST	CLASI. POINTSP / WIN	CLASI. POINTSP / LOST	WINNER MATCHES	LOSER MATCHES	TOTAL MATCHES	ALL TIME	WQ/min/ WIN POINTS	WQ/min LOST POINTS
1	USA	138	62	200	109	50	159	172	28	200	143	16	159	103	73	25	16	41	192,88	1,04	0,82
2	UKR	114	35	149	114	49	163	130	19	149	146	17	163	84	74	18	19	37	161,05	0,93	1,01
3	CHN	73	47	120	60	21	81	111	9	120	70	11	81	57	37	14	7	21	84,54	1,42	0,96
4	IND	71	29	100	52	40	92	92	8	100	80	12	92	52	32	13	7	20	86,97	1,15	1,06
5	RUS	58	55	113	47	30	77	100	13	113	62	15	77	52	33	13	7	20	86,25	1,31	0,89
6	GER	73	12	85	93	20	113	70	15	85	99	14	113	50	58	12	14	26	133,62	0,64	0,85
7	CAN	53	53	106	34	7	41	98	8	106	37	4	41	47	29	12	6	18	65,73	1,61	0,62
8	BLR	57	14	71	58	10	68	64	7	71	57	11	68	38	42	8	12	20	98,75	0,72	0,69
9	NGR	52	30	82	18	12	30	74	8	82	27	3	30	35	15	9	3	12	48,01	1,71	0,62
10	ECU	27	15	42	27	7	34	39	3	42	31	3	34	23	19	5	5	10	37,46	1,12	0,91
11	KGZ	25	6	31	15	3	18	30	1	31	13	5	18	19	7	4	2	6	28,92	1,07	0,62
12	ITA	15	4	19	58	28	86	15	4	19	78	8	86	11	50	2	12	14	52,11	0,36	1,65
13	ROU	15	4	19	10		10	14	5	19	6	4	10	10	6	3	1	4	24,00	0,79	0,42
14	TPE	15	10	25	32	15	47	22	3	25	37	10	47	10	23	3	5	8	32,37	0,77	1,45
15	NOR	15	4	19	6	8	14	14	5	19	12	2	14	8	7	2	2	4	16,52	1,15	0,85
16	KAZ	21	6	27	8	3	11	24	3	27	11	0	11	7	17	2	3	5	12,78	2,11	0,86
17	EST	5	1	6	5	8	13		6	6	10	3	13	6	7	2	1	3	15,49	0,39	0,84
18	FRA	16		16	24	8	32	14	2	16	26	6	32	6	13	1	4	5	25,37	0,63	1,26
19	EGY	8		8	14	2	16	8		8	16	0	16	5	9	1	2	3	11,41	0,70	1,40
20	LAT	12	4	16	5	5	10	14	2	16	7	3	10	4	4	1	1	2	12,00	1,33	0,83
21	BRA	6		6	20	8	28	2	4	6	24	4	28	4	15	1	4	5	23,63	0,25	1,18
22	VEN	4	1	5	33	14	47	3	2	5	44	3	47	3	20	0	5	5	24,00	0,31	2,14
23	HUN	5		5	6	2	8	2	3	5	6	2	8	2	9	0	3	3	12,36	0,40	0,65
24	ESP	2		2	34	40	74	2		2	72	2	74	1	33	0	9	9	18,38	0,11	4,03
25	ARG	4	0	4	2	2	4	4	0	4	4	0	4	0	5	0	1	1	2,06	1,94	1,94
	<b>TOTAL =</b>	<b>884</b>	<b>392</b>	<b>1276</b>	<b>884</b>	<b>392</b>	<b>1276</b>	<b>1118</b>	<b>158</b>	<b>1276</b>	<b>1118</b>	<b>158</b>	<b>1276</b>	<b>637</b>	<b>637</b>	<b>151</b>	<b>151</b>	<b>302</b>	<b>1304,66</b>	<b>0,98</b>	<b>0,98</b>

Note: The order is based on the number of classification points

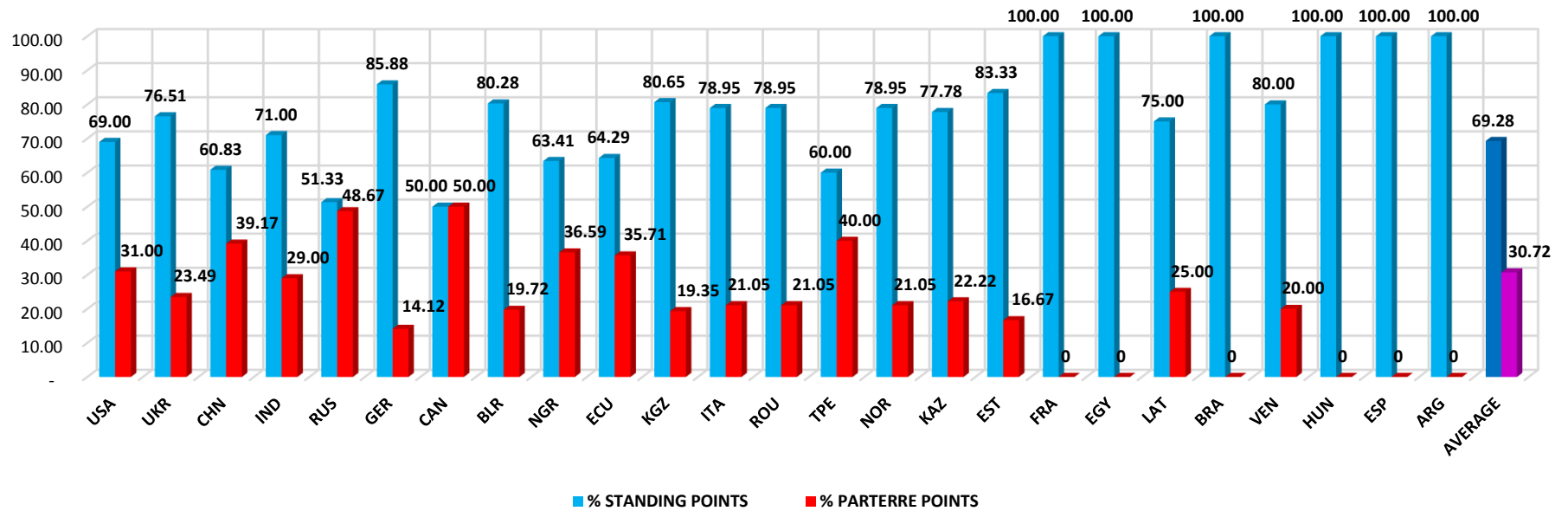


14. WW - NATIONAL TEAMS GENERAL DATA / IN PERCENTAGE (%)

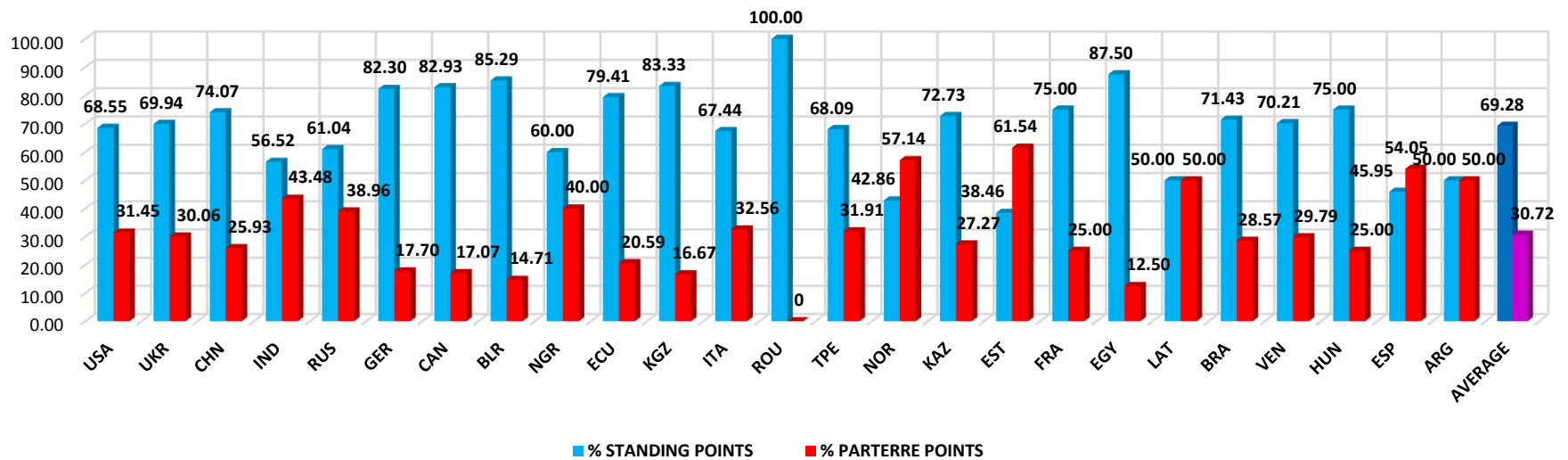
Table GR – 32.

Sn	NATIONS	%-TOTAL POINTS STANDING / WIN	%-TOTAL POINTS PARTEREE / WIN	%-TOTAL STANDING / LOST	%-TOTAL PARTEREE / LOST	%-TOTAL TECHNICAL POINTS / WIN	%-TOTAL OTHER POINTS / WIN	%-TOTAL TECHNICAL POINTS / LOST	%-TOTAL OTHER POINTS / LOST	%-CLASI. POINTSP / WIN	%-CLASI. POINTSP / LOST	%-WINNER MATCHES	%-LOST MATCHES
1	USA	69,00	31,00	68,55	31,45	86,00	14,00	89,94	10,06	58,52	41,48	60,98	39,02
2	UKR	76,51	23,49	69,94	30,06	87,25	12,75	89,57	10,43	53,16	46,84	48,65	51,35
3	CHN	60,83	39,17	74,07	25,93	92,50	7,50	86,42	13,58	63,33	36,67	66,67	33,33
4	IND	71,00	29,00	56,52	43,48	92,00	8,00	86,96	13,04	61,90	38,10	65,00	35,00
5	RUS	51,33	48,67	61,04	38,96	88,50	11,50	80,52	19,48	61,18	38,82	65,00	35,00
6	GER	85,88	14,12	82,30	17,70	82,35	17,65	87,61	12,39	46,30	53,70	46,15	53,85
7	CAN	50,00	50,00	82,93	17,07	92,45	7,55	90,24	9,76	61,84	38,16	66,67	33,33
8	BLR	80,28	19,72	85,29	14,71	90,14	9,86	83,82	16,18	47,50	52,50	40,00	60,00
9	NGR	63,41	36,59	60,00	40,00	90,24	9,76	90,00	10,00	70,00	30,00	75,00	25,00
10	ECU	64,29	35,71	79,41	20,59	92,86	7,14	91,18	8,82	54,76	45,24	50,00	50,00
11	KGZ	80,65	19,35	83,33	16,67	96,77	3,23	72,22	27,78	73,08	26,92	66,67	33,33
12	ITA	78,95	21,05	67,44	32,56	78,95	21,05	90,70	9,30	18,03	81,97	14,29	85,71
13	ROU	78,95	21,05	100,00	0,00	73,68	26,32	60,00	40,00	62,50	37,50	75,00	25,00
14	TPE	60,00	40,00	68,09	31,91	88,00	12,00	78,72	21,28	30,30	69,70	37,50	62,50
15	NOR	78,95	21,05	42,86	57,14	73,68	26,32	85,71	14,29	53,33	46,67	50,00	50,00
16	KAZ	77,78	22,22	72,73	27,27	88,89	11,11	100,00	0,00	29,17	70,83	40,00	60,00
17	EST	83,33	16,67	38,46	61,54	0,00	100,00	76,92	23,08	46,15	53,85	66,67	33,33
18	FRA	100,00	0,00	75,00	25,00	87,50	12,50	81,25	18,75	31,58	68,42	20,00	80,00
19	EGY	100,00	0,00	87,50	12,50	100,00	0,00	100,00	0,00	35,71	64,29	33,33	66,67
20	LAT	75,00	25,00	50,00	50,00	87,50	12,50	70,00	30,00	50,00	50,00	50,00	50,00
21	BRA	100,00	0,00	71,43	28,57	33,33	66,67	85,71	14,29	21,05	78,95	20,00	80,00
22	VEN	80,00	20,00	70,21	29,79	60,00	40,00	93,62	6,38	13,04	86,96	0,00	100,00
23	HUN	100,00	0,00	75,00	25,00	40,00	60,00	75,00	25,00	18,18	81,82	0,00	100,00
24	ESP	100,00	0,00	45,95	54,05	100,00	0,00	97,30	2,70	2,94	97,06	0,00	100,00
25	ARG	100,00	0,00	50,00	50,00	100,00	0,00	100,00	0,00	0,00	100,00	0,00	100,00
	<b>TOTAL =</b>	<b>69,28</b>	<b>30,72</b>	<b>69,28</b>	<b>30,72</b>	<b>87,62</b>	<b>12,38</b>	<b>87,62</b>	<b>12,38</b>	<b>50,00</b>	<b>50,00</b>	<b>50,00</b>	<b>50,00</b>

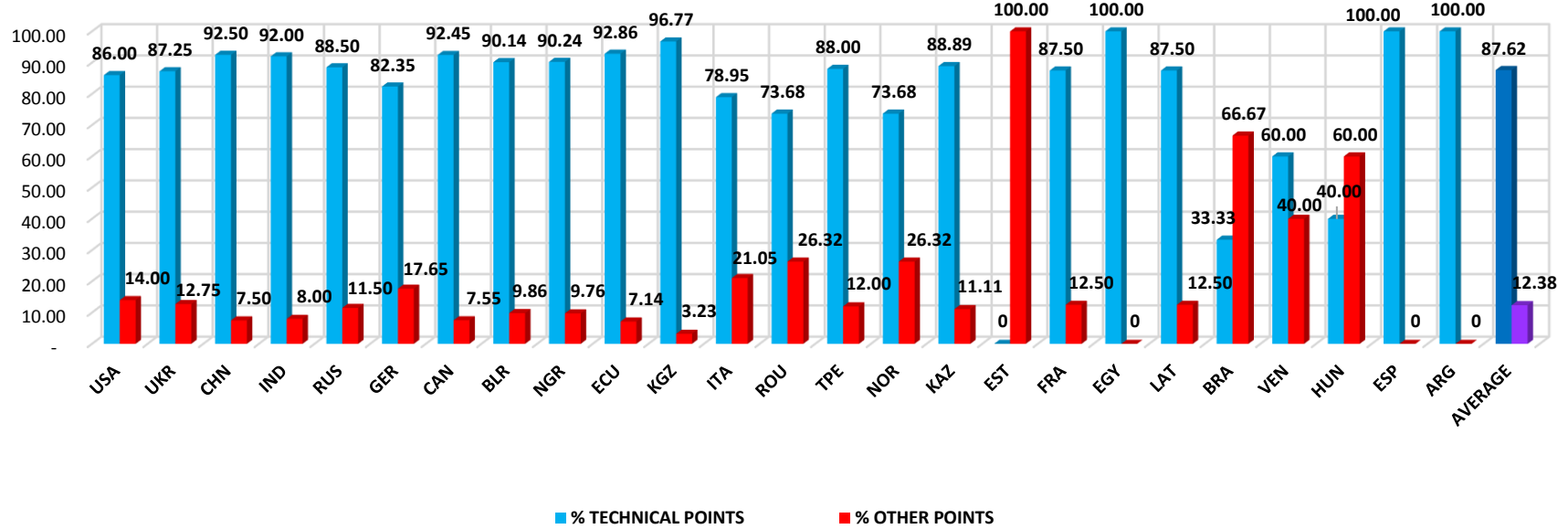
WW % BY - WIN BY NATIONAL TEAMS: STANDING / PARTERRE



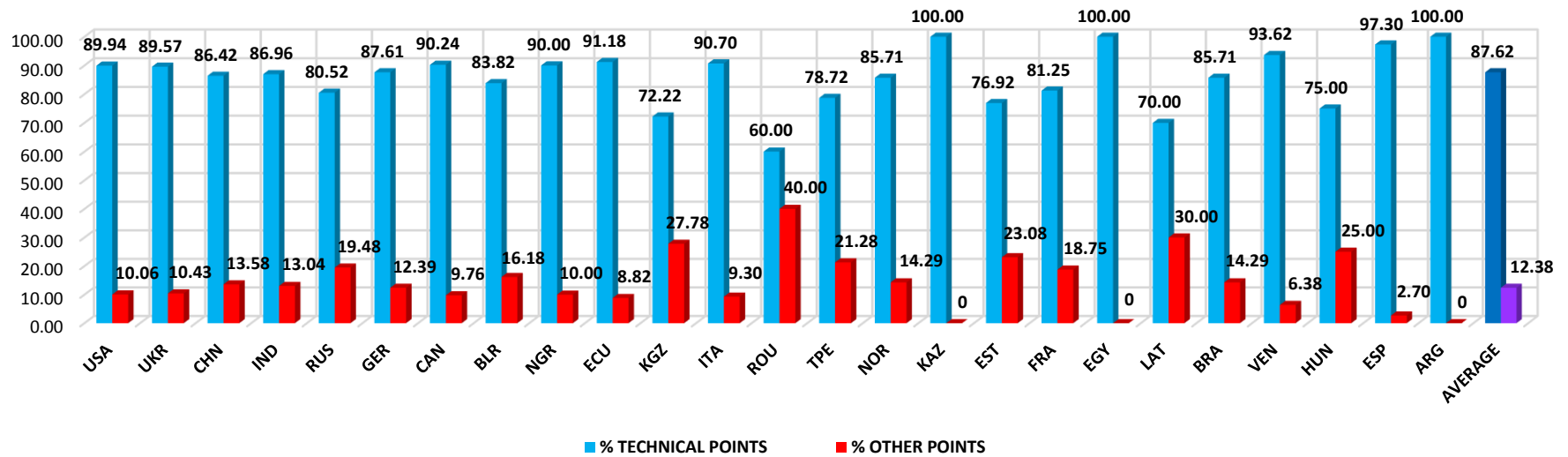
WW % BY - LOST BY NATIONAL TEAMS: STANDING / PARTERRE



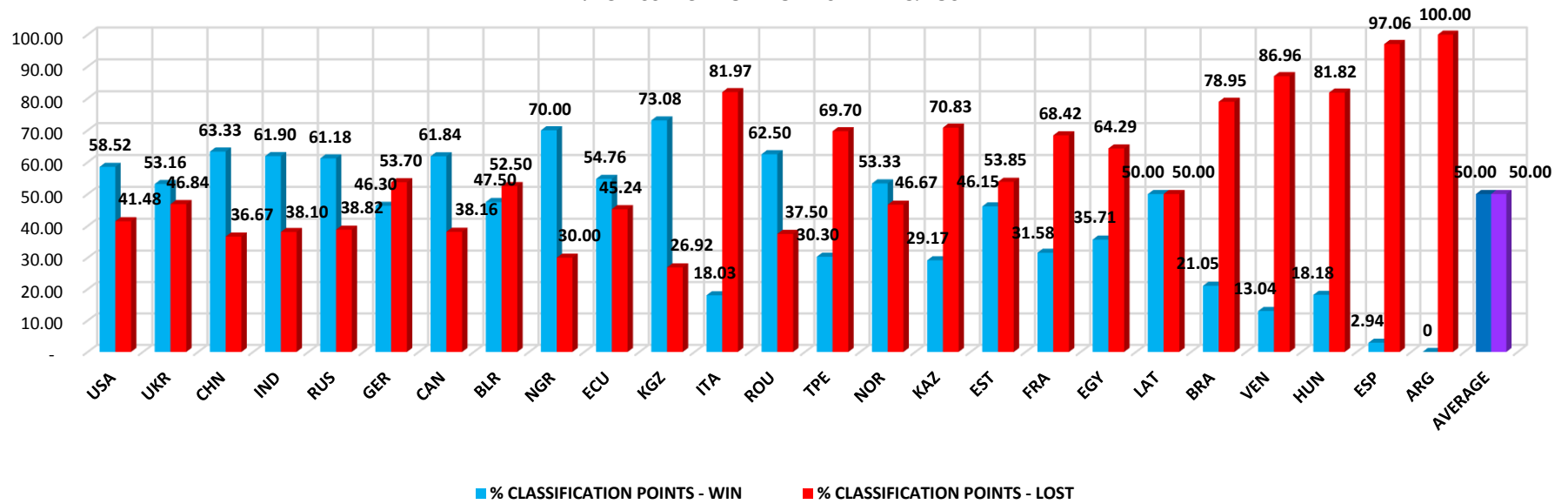
WW % WIN BY NATIONAL TEAMS - TECHNICAL POINTS & OTHER POINTS



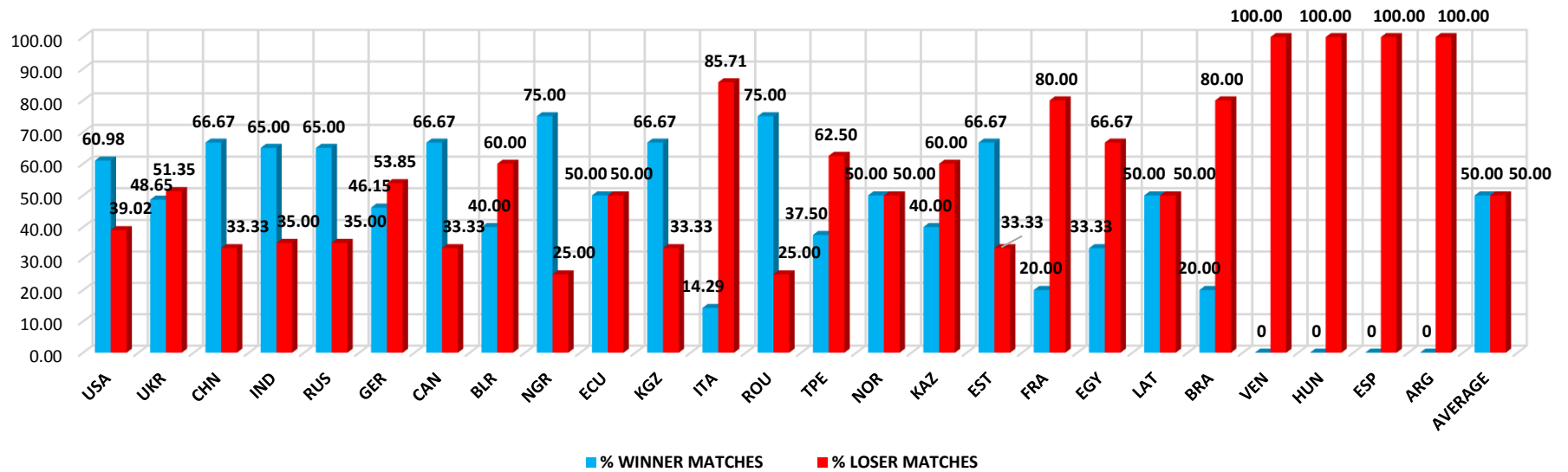
WW % LOST BY NATIONAL TEAMS - TECHNICAL POINTS & OTHER POINTS



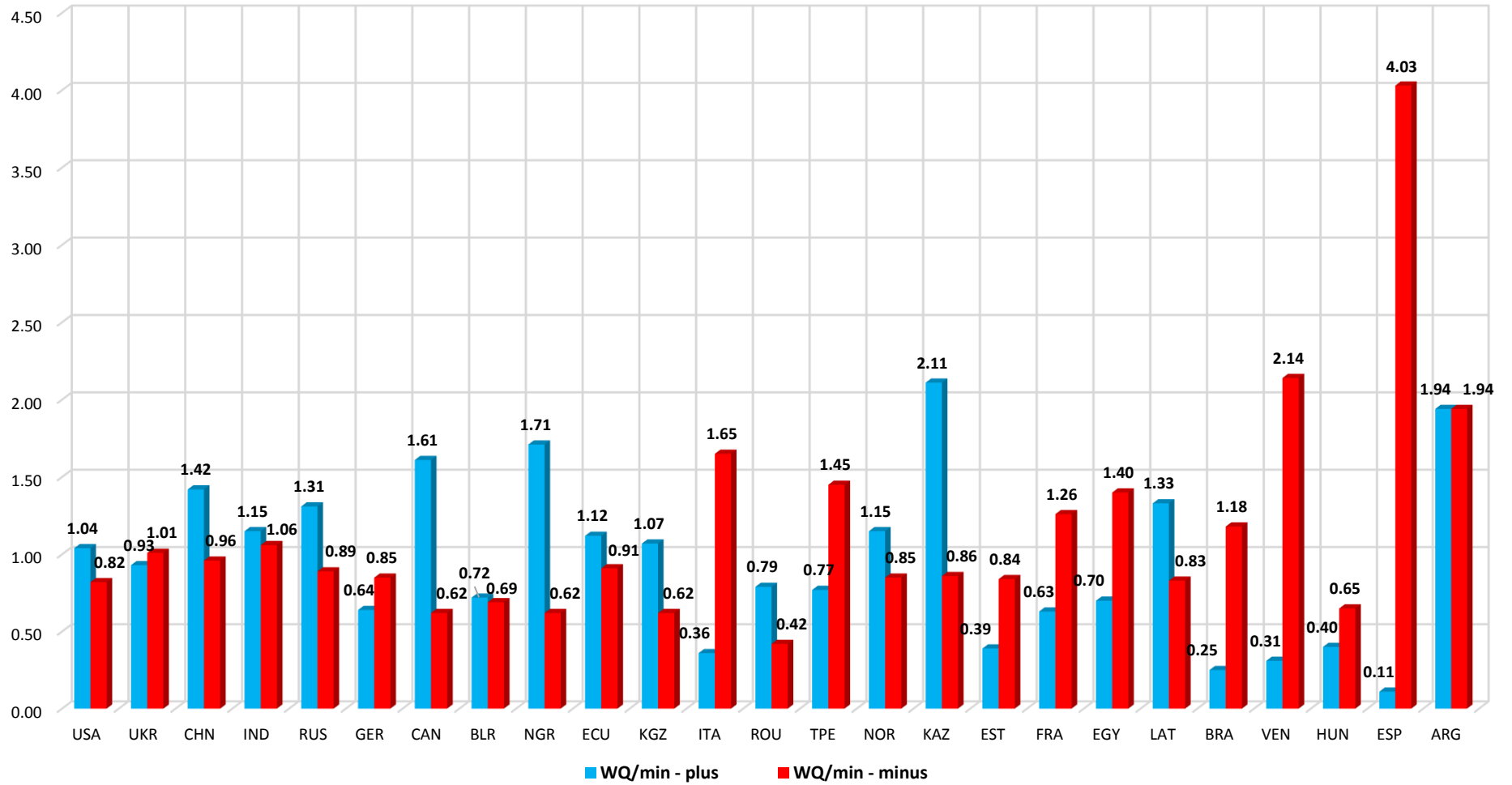
WW % CLASSIFICATION POINTS - WIN & LOST



BY NATIONAL TEAMS - %: WINNER & LOST MATCHES



GR % BY NATIONAL TEAMS - WQ/min - plus & WQ/min - minus



15. WW - NATIONAL TEAM - STATISTICS IN ALL MATCHES / WIN POINTS STANDING POSITION AND PARTERRE POSITION

Table WW 33.

Sn	NATIONS	TECHNIQUES STANDING POSITION												TECHNIQUES PARTERRE POSITION								TOTAL / WIN points	TOTAL STANDING IN %	TOTAL PARTERRE IN %	TOTAL %
		LEG ATTACK	HIP TURNING TH.	THROW SUPLEX	FORW. BENDING TH.	TAKE DOWN	ST. COUNTER	NEGAT. WR.	ACTIVITY TIME	CHALLENGE	STEP OUT	ST. CAUTION	TOTAL STANDING	GUT WRENCH	ANGLE LEG	LIFTS	TURN OVER	PA. COUNTER	CHALLENGE	PA. CAUTION	TOTAL PARTERRE				
1	USA	54	16	14	6	16	4		10	1	13	4	138	26	10		12	14			62	200	69,00	31,00	100,00
2	UKR	26	22	10	20	16	2		11		5	2	114	8	6		16	4		1	35	149	76,51	23,49	100,00
3	CHN	26	4		20	12	2		3	1	5		73	24	12		6	5			47	120	60,83	39,17	100,00
4	IND	28	4		16	10	6		2	1	4		71	10	2		10	6	1		29	100	71,00	29,00	100,00
5	RUS	26	6			10	4		2	1	7	2	58	12	8		26	8	1		55	113	51,33	48,67	100,00
6	GER	22	4	5	14	14			5	1	4	4	73	2			6	3	1		12	85	85,88	14,12	100,00
7	CAN	24			12	10			2		2	3	53	4	36	4	8		1		53	106	50,00	50,00	100,00
8	BLR	10	14	4	4	16	2		4		3		57	6			8				14	71	80,28	19,72	100,00
9	NGR	32			8	4			4	2		2	52		24		4	2			30	82	63,41	36,59	100,00
10	ECU	8	6		4	6					3		27	4	2		6	3			15	42	64,29	35,71	100,00
11	KGZ	16			2	6					1		25				6				6	31	80,65	19,35	100,00
12	ITA	4	2			4	2		1			2	15				2	1		1	4	19	78,95	21,05	100,00
13	ROU	2				6	2		1	1	2	1	15	4							4	19	78,95	21,05	100,00
14	TPE	2	4	4		2				1	1	1	15	2			8				10	25	60,00	40,00	100,00
15	NOR	2			4	4			1		3	1	15	2			2				4	19	78,95	21,05	100,00
16	KAZ	6	4		4	4					1	2	21	4	2						6	27	77,78	22,22	100,00
17	EST								3		1	1	5						1		1	6	83,33	16,67	100,00
18	FRA	2			4	6	2		1		1		16								0	16	100,00	0,00	100,00
19	EGY	2	4			2							8								0	8	100,00	0,00	100,00
20	LAT	4	4			2					2		12				4				4	16	75,00	25,00	100,00
21	BRA	2						1	2		1		6								0	6	100,00	0,00	100,00
22	VEN	2							1		1		4					1			1	5	80,00	20,00	100,00
23	HUN						2		1			2	5								0	5	100,00	0,00	100,00
24	ESP	2											2								0	2	100,00	0,00	100,00
25	ARG				4								4	0							0	4	100,00	0,00	100,00
TOTAL =		302	94	37	122	150	28	1	54	9	60	27	884	108	102	4	124	47	5	2	392	1276	69,28	30,72	100,00

Note: The order is based on the number of classification points

16. WW - NATIONAL TEAM - STATISTICS IN ALL MATCHES / LOST POINTS STANDING POSITION AND PARTERRE POSITION

Table WW 34.

Sn	NATIONS	TECHNIQUES STANDING POSITION												TECHNIQUES PARTERRE POSITION								TOTAL / LOST	TOTAL STANDING IN %	TOTAL PARTERRE IN %	TOTAL %
		LEG ATTACK	HIP TURNING TH.	THROW SUPLEX	FORW. BENDING TH.	TAKE DOWN	ST. COUNTER	NEGAT. WR.	ACTIVITY TIME	CHALLENGE	STEP OUT	ST. CAUTION	TOTAL STANDING	GUT WRENCH	ANCLE LEG	LIFTS	TURN OVER	PA. COUNTER	CHALLENGE	PA. CAUTION	TOTAL PARTERRE				
1	USA	38	26	2	10	16	2		4	2	7	2	109	12	8		22	7	1		50	159	68,55	31,45	100.00
2	UKR	44	8	2	24	12	8		6	1	6	3	114	18	4		18	8	1		49	163	69,94	30,06	100.00
3	CHN	22	4	8	4	12			4	1	1	4	60	8	8		2	2	1		21	81	74,07	25,93	100.00
4	IND	24	2		8	6		1	2		7	2	52	2	20	2	10	6			40	92	56,52	43,48	100.00
5	RUS	12			4	14	4		4		4	5	47	6	12		4	6	1	1	30	77	61,04	38,96	100.00
6	GER	28	20	8	6	16	2		7	1	4	1	93	4			14	1	1		20	113	82,30	17,70	100.00
7	CAN	6	2		10	6	6		4				34		2		4	1			7	41	82,93	17,07	100.00
8	BLR	8	4	5	8	18	4		2	1	3	5	58	4			4	2			10	68	85,29	14,71	100.00
9	NGR	10	2			4			1			1	18	2			6	3		1	12	30	60,00	40,00	100.00
10	ECU	6	8			10			2			1	27	2				5			7	34	79,41	20,59	100.00
11	KGZ	8				2			1		4		15					3			3	18	83,33	16,67	100.00
12	ITA	20	10		16	4			3		3	2	58	6	14		8				28	86	67,44	32,56	100.00
13	ROU	4				2			3	1			10								0	10	100,00	0,00	100.00
14	TPE	12	2		4	4			1		8	1	32	2			12	1			15	47	68,09	31,91	100.00
15	NOR	4									2		6		8						8	14	42,86	57,14	100.00
16	KAZ				4	4							8				2	1			3	11	72,73	27,27	100.00
17	EST					2			3				5		8						8	13	38,46	61,54	100.00
18	FRA	6		4	4	4			2	2	2		24	8							8	32	75,00	25,00	100.00
19	EGY	4		4	4	2							14	2							2	16	87,50	12,50	100.00
20	LAT					2					3		5				4	1			5	10	50,00	50,00	100.00
21	BRA	8			4	2	2				4		20	6			2				8	28	71,43	28,57	100.00
22	VEN	12	6		8	4			2		1		33	10	2	2					14	47	70,21	29,79	100.00
23	HUN			4					2				6				2				2	8	75,00	25,00	100.00
24	ESP	24			4	4			1		1		34	16	16		8				40	74	45,95	54,05	100.00
25	ARG	2											2				2				2	4	50,00	50,00	100.00
<b>TOTAL =</b>		<b>302</b>	<b>94</b>	<b>37</b>	<b>122</b>	<b>150</b>	<b>28</b>	<b>1</b>	<b>54</b>	<b>9</b>	<b>60</b>	<b>27</b>	<b>884</b>	<b>108</b>	<b>102</b>	<b>4</b>	<b>124</b>	<b>47</b>	<b>5</b>	<b>2</b>	<b>392</b>	<b>1276</b>	<b>69,28</b>	<b>30,72</b>	<b>100.00</b>

17. WW - NATIONAL TEAM - STATISTICS IN ALL MATCHES / WIN TECHNICAL POINTS AND OTHER POINTS

Table GR – 35.

Sn	NATIONS	TECHNICAL POINTS											OTHER POINTS							TOTAL / WIN	TOTAL TECHNICAL POINTS – LOST IN %	TOTAL OTHER POINTS – LOST IN %	TOTAL IN %		
		LEG ATTACK	HIP TURNING TH.	THROW SUPLEX	FORW. BENDING TH.	TAKE DOWN	ST. COUNTER	GUT WRENCH	ANGLE LEG	LIFTS	TURN OVER	PA. COUNTER	TOTAL – TECHNICAL POINTS	NEGAT. WR.	ACTIVITY TIME	ST-CHALLENGE	STEP OUT	ST. CAUTION	PA-CHALLENGE					PA. CAUTION	TOTAL – OTHER POINTS
1	USA	54	16	14	6	16	4	26	10		12	14	172		10	1	13	4			28	200	86,00	14,00	100,00
2	UKR	26	22	10	20	16	2	8	6		16	4	130		11		5	2		1	19	149	87,25	12,75	100,00
3	CHN	26	4		20	12	2	24	12		6	5	111		3	1	5				9	120	92,50	7,50	100,00
4	IND	28	4		16	10	6	10	2		10	6	92		2	1	4		1		8	100	92,00	8,00	100,00
5	RUS	26	6			10	4	12	8		26	8	100		2	1	7	2	1		13	113	88,50	11,50	100,00
6	GER	22	4	5	14	14		2			6	3	70		5	1	4	4	1		15	85	82,35	17,65	100,00
7	CAN	24			12	10		4	36	4	8		98		2		2	3	1		8	106	92,45	7,55	100,00
8	BLR	10	14	4	4	16	2	6			8		64		4		3				7	71	90,14	9,86	100,00
9	NGR	32			8	4			24		4	2	74		4	2		2			8	82	90,24	9,76	100,00
10	ECU	8	6		4	6		4	2		6	3	39				3				3	42	92,86	7,14	100,00
11	KGZ	16			2	6					6		30				1				1	31	96,77	3,23	100,00
12	ITA	4	2			4	2				2	1	15		1			2		1	4	19	78,95	21,05	100,00
13	ROU	2				6	2	4					14		1	1	2	1			5	19	73,68	26,32	100,00
14	TPE	2	4	4		2		2			8		22			1	1	1			3	25	88,00	12,00	100,00
15	NOR	2			4	4		2			2		14		1		3	1			5	19	73,68	26,32	100,00
16	KAZ	6	4		4	4		4	2				24				1	2			3	27	88,89	11,11	100,00
17	EST												0		3		1	1	1		6	6	0,00	100,00	100,00
18	FRA	2			4	6	2						14		1		1				2	16	87,50	12,50	100,00
19	EGY	2	4			2							8								0	8	100,00	0,00	100,00
20	LAT	4	4			2					4		14				2				2	16	87,50	12,50	100,00
21	BRA	2											2	1	2		1				4	6	33,33	66,67	100,00
22	VEN	2										1	3	1		1					2	5	60,00	40,00	100,00
23	HUN						2						2	1			2				3	5	40,00	60,00	100,00
24	ESP	2											2								0	2	100,00	0,00	100,00
25	ARG				4			0					4								0	4	100,00	0,00	100,00
<b>TOTAL =</b>		<b>302</b>	<b>94</b>	<b>37</b>	<b>122</b>	<b>150</b>	<b>28</b>	<b>108</b>	<b>102</b>	<b>4</b>	<b>124</b>	<b>47</b>	<b>1118</b>	<b>1</b>	<b>54</b>	<b>9</b>	<b>60</b>	<b>27</b>	<b>5</b>	<b>2</b>	<b>158</b>	<b>1276</b>	<b>87,62</b>	<b>12,38</b>	<b>100,00</b>



18. WW - NATIONAL TEAM - STATISTICS IN ALL MATCHES / LOST TECHNICAL POINTS AND OTHER POINTS

Table GR – 36.

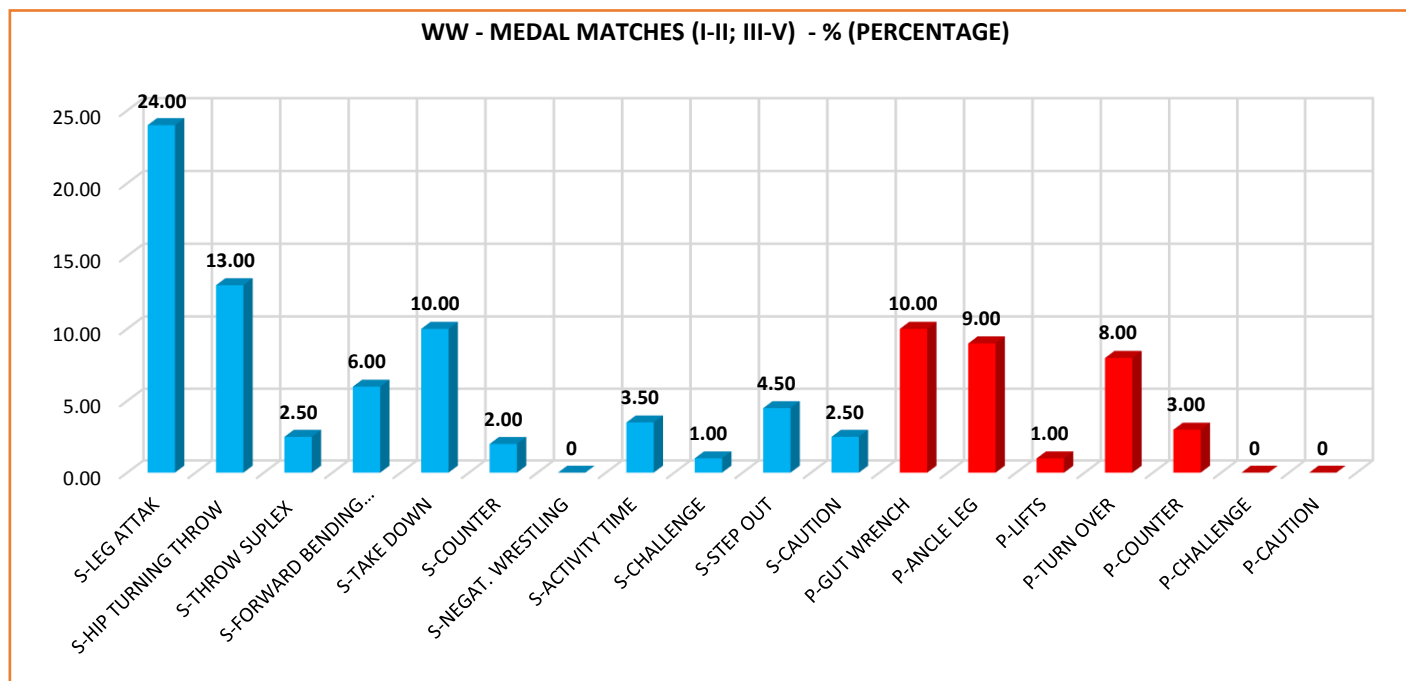
Sn	NATIONS	TECHNICAL POINTS											OTHER POINTS							TOTAL / LOST	TOTAL TECHNICAL POINTS – LOST IN %	TOTAL OTHER POINTS – LOST IN %	TOTAL IN %		
		LEG ATTACK	HIP TURNING TH.	THROW SUPLEX	FORW. BENDING TH.	TAKE DOWN	ST. COUNTER	GUT WRENCH	ANCLE LEG	LIFTS	TURN OVER	PA. COUNTER	TOTAL – TECHNICAL POINTS	NEGAT. WR.	ACTIVITY TIME	ST-CHALLENGE	STEP OUT	ST. CAUTION	PA-CHALLENGE					PA. CAUTION	TOTAL – OTHER POINTS
1	USA	38	26	2	10	16	2	12	8		22	7	143		4	2	7	2	1		16	159	89,94	10,06	100,00
2	UKR	44	8	2	24	12	8	18	4		18	8	146		6	1	6	3	1		17	163	89,57	10,43	100,00
3	CHN	22	4	8	4	12		8	8		2	2	70		4	1	1	4	1		11	81	86,42	13,58	100,00
4	IND	24	2		8	6		2	20	2	10	6	80	1	2		7	2			12	92	86,96	13,04	100,00
5	RUS	12			4	14	4	6	12		4	6	62		4		4	5	1	1	15	77	80,52	19,48	100,00
6	GER	28	20	8	6	16	2	4			14	1	99		7	1	4	1	1		14	113	87,61	12,39	100,00
7	CAN	6	2		10	6	6		2		4	1	37		4						4	41	90,24	9,76	100,00
8	BLR	8	4	5	8	18	4	4			4	2	57		2	1	3	5			11	68	83,82	16,18	100,00
9	NGR	10	2			4		2			6	3	27		1			1		1	3	30	90,00	10,00	100,00
10	ECU	6	8			10		2				5	31		2			1			3	34	91,18	8,82	100,00
11	KGZ	8				2						3	13		1		4				5	18	72,22	27,78	100,00
12	ITA	20	10		16	4		6	14		8		78		3		3	2			8	86	90,70	9,30	100,00
13	ROU	4				2							6		3	1					4	10	60,00	40,00	100,00
14	TPE	12	2		4	4		2			12	1	37		1		8	1			10	47	78,72	21,28	100,00
15	NOR	4							8				12				2				2	14	85,71	14,29	100,00
16	KAZ				4	4					2	1	11									11	100,00	0,00	100,00
17	EST					2			8				10		3						3	13	76,92	23,08	100,00
18	FRA	6		4	4	4		8					26		2	2	2				6	32	81,25	18,75	100,00
19	EGY	4		4	4	2		2					16									16	100,00	0,00	100,00
20	LAT					2					4	1	7				3				3	10	70,00	30,00	100,00
21	BRA	8			4	2	2	6			2		24				4				4	28	85,71	14,29	100,00
22	VEN	12	6		8	4		10	2	2			44		2		1				3	47	93,62	6,38	100,00
23	HUN			4							2		6		2						2	8	75,00	25,00	100,00
24	ESP	24			4	4		16	16		8		72		1		1				2	74	97,30	2,70	100,00
25	ARG	2									2		4									4	100,00	0,00	100,00
<b>TOTAL =</b>		<b>302</b>	<b>94</b>	<b>37</b>	<b>122</b>	<b>150</b>	<b>28</b>	<b>108</b>	<b>102</b>	<b>4</b>	<b>124</b>	<b>47</b>	<b>1118</b>	<b>1</b>	<b>54</b>	<b>9</b>	<b>60</b>	<b>27</b>	<b>5</b>	<b>2</b>	<b>158</b>	<b>1276</b>	<b>87,62</b>	<b>12,38</b>	<b>100,00</b>

## IV – MEDAL MATCHES (I-II; III-V) /WW

### 19. WW - MEDAL MATCHES (I-II; III-V) TOTAL POINTS AND % (PERCENTAGE)

Table WW 37.

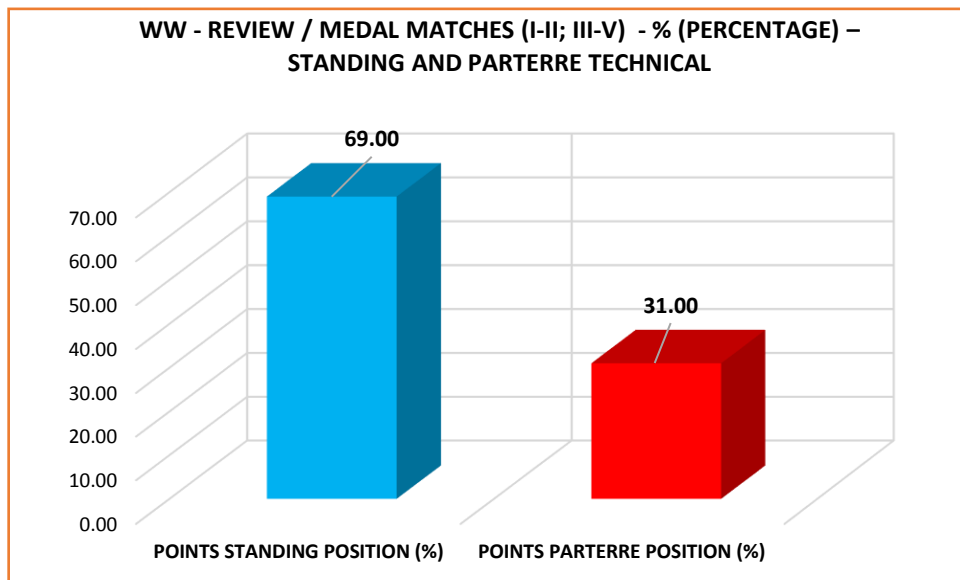
Sn	WRESTLING TECHNIQUES	No. points	% FINAL MATCH
<b>STANDING POSITION</b>			
1	S-LEG ATTACK	48	24.00
2	S-HIP TURNING THROW	26	13.00
3	S-THROW SUPLEX	5	2.50
4	S-FORWARD BENDING THR.	12	6.00
5	S-TAKE DOWN	20	10.00
6	S-COUNTER	4	2.00
7	S-NEGAT. WRESTLING	0	0.00
8	S-ACTIVITY TIME	7	3.50
9	S-CHALLENGE	2	1.00
10	S-STEP OUT	9	4.50
11	S-CAUTION	5	2.50
<b>TOTAL STANDING POSITION =</b>		<b>138</b>	<b>69.00</b>
<b>PARTEREE POSITION</b>			
1	P-GUT WRENCH	20	10.00
2	P-ANGLE LEG	18	9.00
3	P-LIFTS	2	1.00
4	P-TURN OVER	16	8.00
5	P-COUNTER	6	3.00
6	P-CHALLENGE	0	0.00
7	P-CAUTION	0	0.00
<b>TOTAL PARTEREE POSITION =</b>		<b>62</b>	<b>31.00</b>
<b>ALL TOTAL =</b>		<b>200</b>	<b>100.00</b>



20. WW - REVIEW / MEDAL MATCHES (I-II; III-V) POINTS % (PERCENTAGE) – STANDING AND PARTERRE TECHNICAL

Table WW 38.

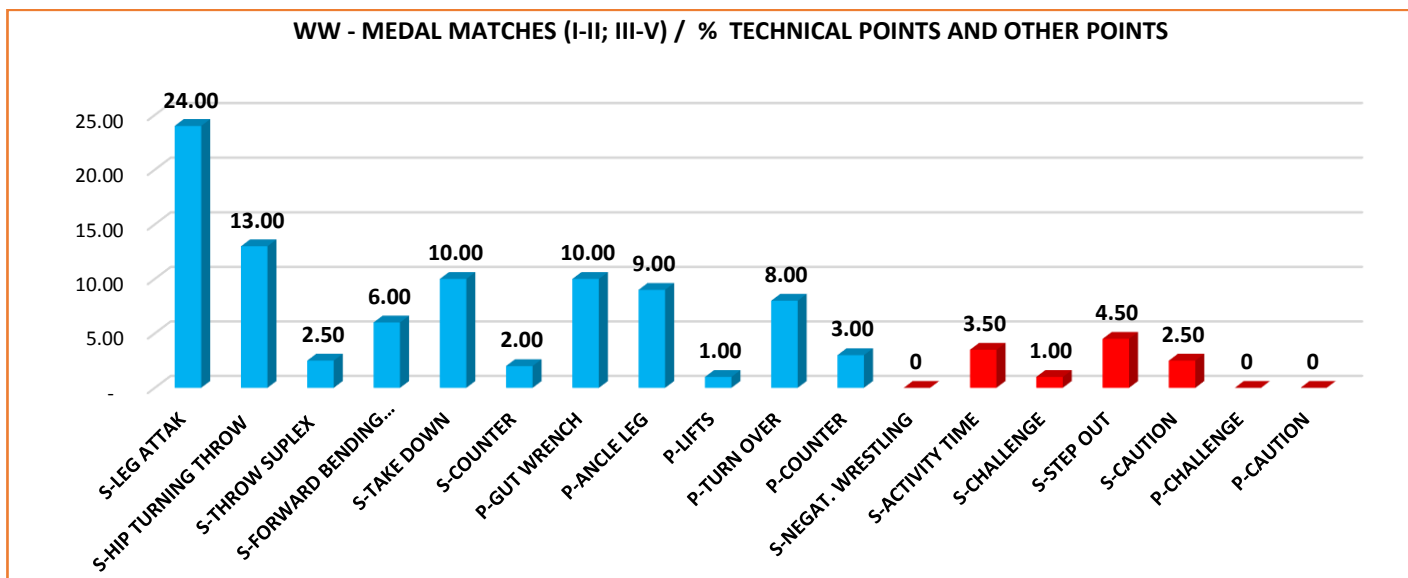
Sn.	POSITION	% POINTS FINAL MATCH.
1.	POINTS STANDING POSITION	<b>69.00</b>
2.	POINTS PARTERRE POSITION	<b>31.00</b>
TOTAL =		<b>100.00</b>



21. WW - MEDAL MATCHES (I-II; III-V) / TOTAL TECHNICAL POINTS AND OTHER POINTS

Table WW 39.

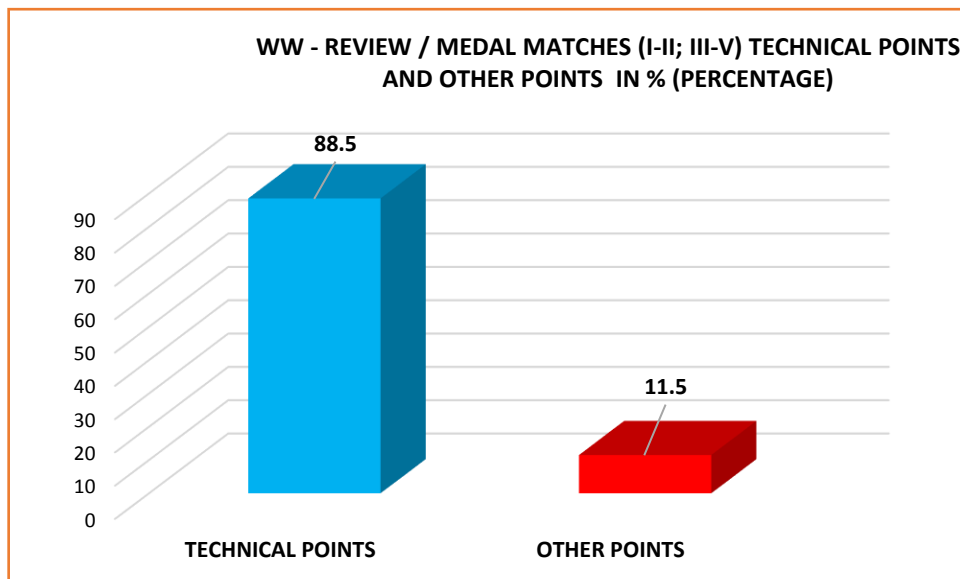
Sn	WRESTLING TECHNIQUES	No. points	% FINAL MATCH
<b>TECHNICAL POINTS</b>			
1	S-LEG ATTAK	48	24.00
2	S-HIP TURNING THROW	26	13.00
3	S-THROW SUPLEX	5	2.50
4	S-FORWARD BENDING THR.	12	6.00
5	S-TAKE DOWN	20	10.00
6	S-COUNTER	4	2.00
7	P-GUT WRENCH	20	10.00
8	P-ANCLE LEG	18	9.00
9	P-LIFTS	2	1.00
#	P-TURN OVER	16	8.00
#	P-COUNTER	6	3.00
<b>TOTAL TECHNICAL POINTS =</b>		<b>177</b>	<b>88.50</b>
<b>OTHER POINTS</b>			
1	S-NEGAT. WRESTLING	0	0.00
2	S-ACTIVITY TIME	7	3.50
3	S-CHALLENGE	2	1.00
4	S-STEP OUT	9	4.50
5	S-CAUTION	5	2.50
6	P-CHALLENGE	0	0.00
7	P-CAUTION	0	0.00
<b>TOTAL OTHER POINTS=</b>		<b>23</b>	<b>11.50</b>
<b>ALL TOTAL =</b>		<b>200</b>	<b>100.00</b>



22. WW - REVIEW / MEDAL MATCHES (I-II; III-V) TECHNICAL POINTS AND OTHER POINTS IN % (PERCENTAGE)

Table WW 40.

Sn.	TYPE OF POINTS	% POINTS/FINAL MATCH.
1.	TECHNICAL POINTS	88.50
2.	OTHER POINTS	11.50
TOTAL =		100.00



23. WW - WQ/min (total points per minute) PER MEDAL MATCHES (I-II; III-V) / ALL MATCHES

Table WW 41.

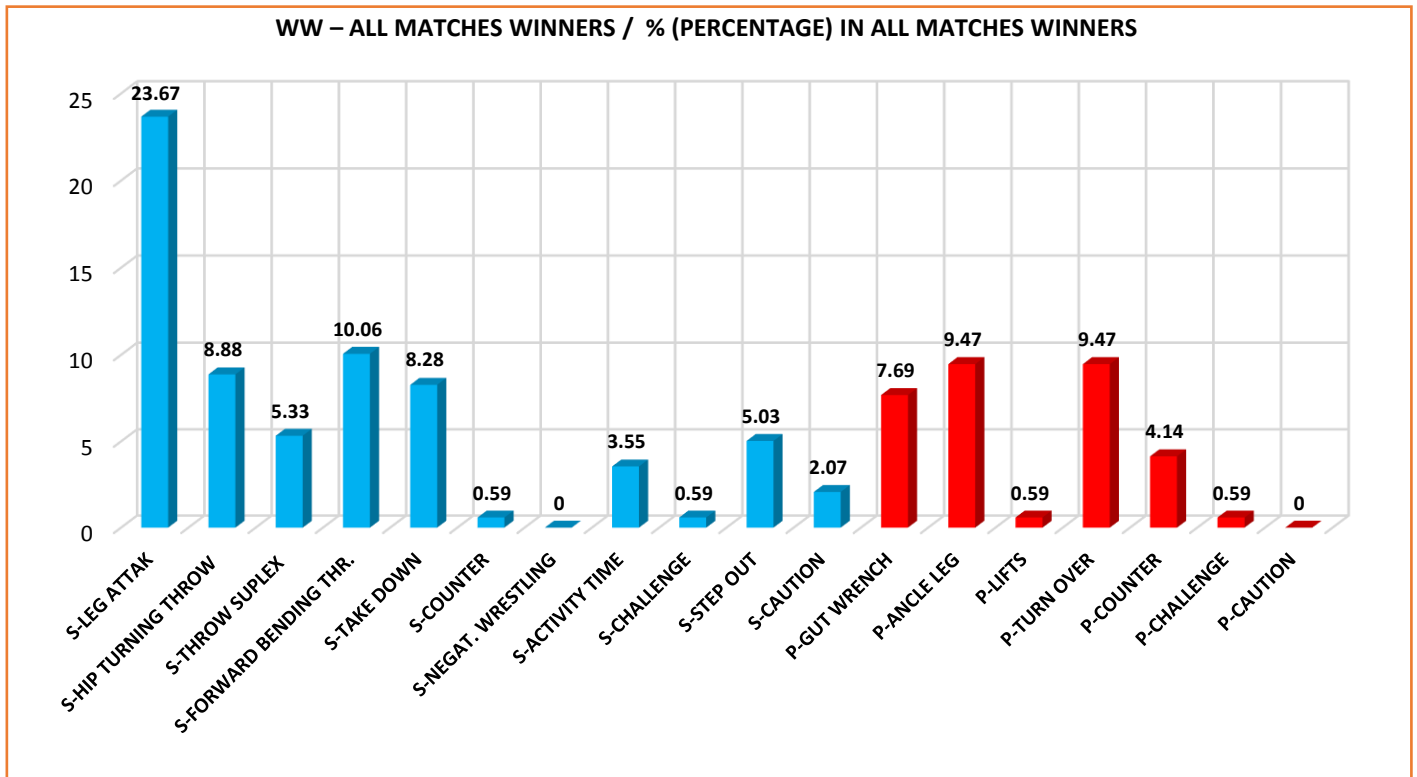
WQ/min (total points per minute) all matches	MEDAL MATCHES
	1.81 points per minute

## V – ALL WINNERS WRESTLERS /FS

### 24. WW – ALL MATCHES WINNERS / TOTAL POINTS AND % (PERCENTAGE) IN ALL MATCHES WINNERS

Table WW 42.

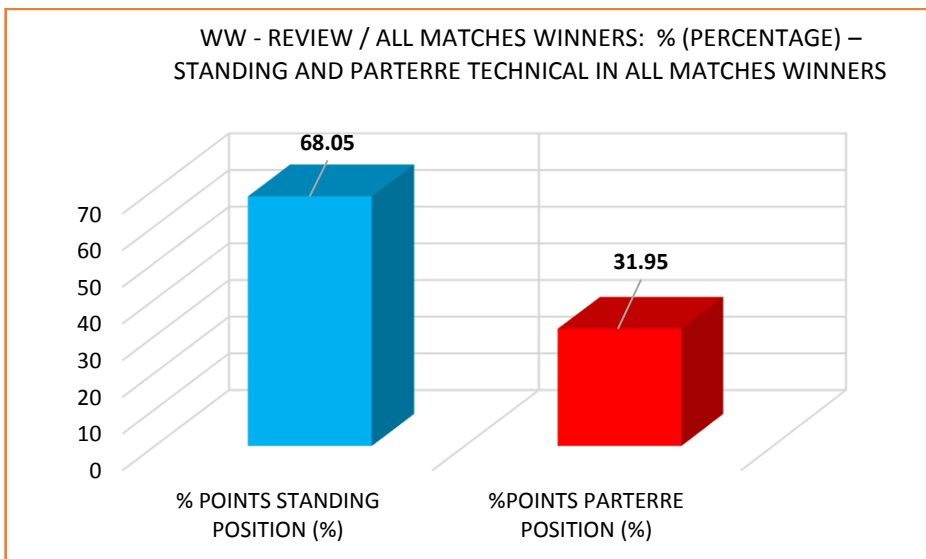
Sn	WRESTLING TECHNIQUES	POINTS	%
<b>STANDING POSITION</b>			
1	S-LEG ATTAK	80	23,67
2	S-HIP TURNING THROW	30	8,88
3	S-THROW SUPLEX	18	5,33
4	S-FORWARD BENDING THR.	34	10,06
5	S-TAKE DOWN	28	8,28
6	S-COUNTER	2	0,59
7	S-NEGAT. WRESTLING	0	0,00
8	S-ACTIVITY TIME	12	3,55
9	S-CHALLENGE	2	0,59
10	S-STEP OUT	17	5,03
11	S-CAUTION	7	2,07
<b>TOTAL STANDING POSITION =</b>		<b>230</b>	<b>68.05</b>
<b>PARTEREE POSITION</b>			
1	P-GUT WRENCH	26	7.69
2	P-ANCLE LEG	32	9.47
3	P-LIFTS	2	0.59
4	P-TURN OVER	32	9.47
5	P-COUNTER	14	4.14
6	P-CHALLENGE	2	0.59
7	P-CAUTION	0	0.00
<b>TOTAL PARTEREE POSITION =</b>		<b>108</b>	<b>31.95</b>
<b>ALL TOTAL =</b>		<b>338</b>	<b>100.00</b>



25. WW - REVIEW / ALL MATCHES WINNERS: TOTAL POINTS AND % (PERCENTAGE) – STANDING AND PARTERRE TECHNICAL IN ALL MATCHES WINNERS

Table WW 43.

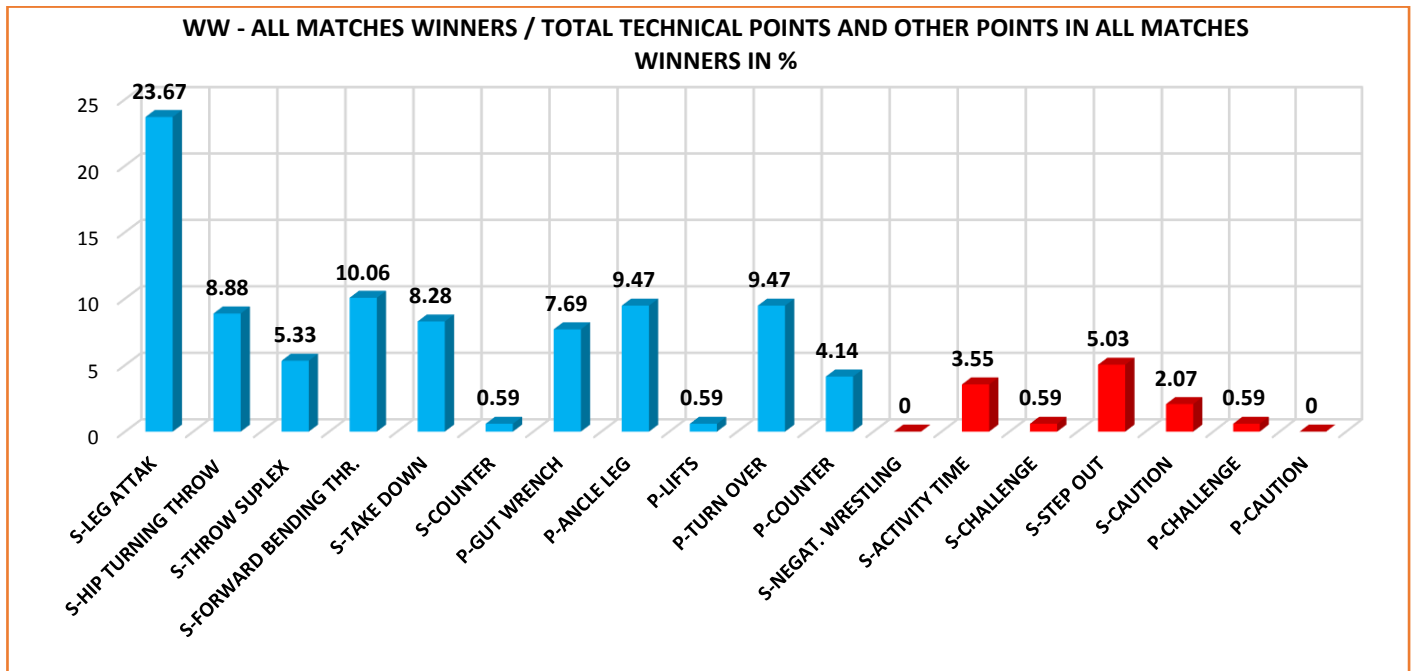
Sn.	POSITION	% POINTS FINAL MATCH.
1.	STANDING POSITION	<b>68.05</b>
2.	PARTERRE POSITION	<b>31.95</b>
TOTAL =		<b>100.00</b>



26. WW - ALL MATCHES WINNERS / TOTAL TECHNICAL POINTS AND OTHER POINTS IN ALL MATCHES WINNERS

Table WW 44.

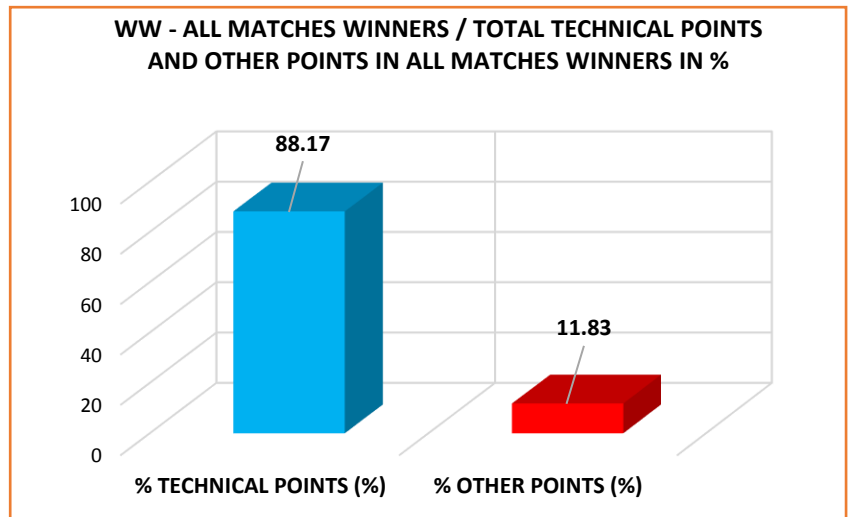
Sn	WRESTLING TECHNIQUES	POINTS	%
<b>TECHNICAL POINTS</b>			
1	S-LEG ATTAK	80	23.67
2	S-HIP TURNING THROW	30	8.88
3	S-THROW SUPLEX	18	5.33
4	S-FORWARD BENDING THR.	34	10.06
5	S-TAKE DOWN	28	8.28
6	S-COUNTER	2	0.59
7	P-GUT WRENCH	26	7.69
8	P-ANCLE LEG	32	9.47
9	P-LIFTS	2	0.59
10	P-TURN OVER	32	9.47
11	P-COUNTER	14	4.14
<b>TOTAL TECHNICAL POINTS =</b>		<b>298</b>	<b>88.17</b>
<b>OTHER POINTS</b>			
1	S-NEGAT. WRESTLING	0	0.00
2	S-ACTIVITY TIME	12	3.55
3	S-CHALLENGE	2	0.59
4	S-STEP OUT	17	5.03
5	S-CAUTION	7	2.07
6	P-CHALLENGE	2	0.59
7	P-CAUTION	0	0.00
<b>TOTAL OTHER POINTS =</b>		<b>40</b>	<b>11.83</b>
<b>ALL TOTAL =</b>		<b>338</b>	<b>100.00</b>



27. WW - REVIEW / ALL MATCHES WINNERS: TOTAL TECHNICAL POINTS AND OTHER POINTS IN ALL MATCHES WINNERS

Table WW 45.

Sn.	TYPE OF POINTS	% POINTS FINAL MATCH.
1.	TECHNICAL POINTS	<b>88.17</b>
2.	OTHER POINTS	<b>11.83</b>
TOTAL =		<b>100.00</b>



28. WW - WQ/min (total points per minute): ALL MATCHES WINNERS

Table WW 46.

<b>WQ/min (total points per minute) all matches winners</b>	<b>MEDAL MATCHES</b>
	<b>2.01</b> points per minute

VI – RANKING LIST - MOST SUCCESSFUL WRESTLER CHAMPIONSHIP /WW

29. WW – ALL WINNERS WRESTLERS PER CATEGORY - WIN POINTS

Table WW 47.

CAT	NAME AND SURNAME	NAT	TECHNIQUES STANDING POSITION											TECHNIQUES PARTERRE POSITION								CLASI. POINTSP	TOTAL MATCHES	TIME		
			LEG ATTACK	HIP TURNING TH.	THROW / SUPLEX	FORW. BENDING TH.	TAKE DOWN	ST. COUNTER	NEGAT. WR.	ACTIVITY TIME	CHALLENGE	STEP OUT	ST. CAUTION	TOTAL STANDING	GUT WRENCH	ANCLE LEG	LIFTS	TURN OVER	PA. COUNTER	CHALLENGE	PA. CAUTION				TOTAL PARTERREE	TECH. POINTS
50	Sarah Ann HILDEBRANDT	USA	10				2			1	1			14		2		8	1			11	25	14	4	19.33
53	Vinesh VINESH	IND	8	4		12	4				1			29		2			4			6	35	14	4	20.53
55	Vanesa KALADZINSKAYA	BLR	2	8										10	4		2					6	16	8	3	12.53
57	Ogunayo Folasade ADEKUOROYE	NGR	16			4								20		16		4	2			22	42	15	4	13.02
59	Anhelina LYSAK	UKR		6		4	2							12	2							2	14	15	3	8.19
62	Aisuluu TYNBEKOVA	KGZ	12			2	6					1		21				6				8	27	17	4	16.92
65	Inna TRAZHUKOVA	RUS	4									5		9				6				6	15	8	2	8.03
68	Feng ZHOU	CHN	4			4	8	2		2		1		21	10	4						14	35	13	4	23.43
72	Maria SELMAIER	GER			5	4				2		1	2	14	2					1		3	17	11	3	18.00
76	Erica Elizabeth WIEBE	CAN	8				2			1		1		12	4	8	2					14	26	14	4	16.63
<b>TOTAL=</b>			<b>64</b>	<b>18</b>	<b>5</b>	<b>30</b>	<b>24</b>	<b>2</b>	<b>0</b>	<b>6</b>	<b>2</b>	<b>9</b>	<b>2</b>	<b>162</b>	<b>22</b>	<b>32</b>	<b>4</b>	<b>24</b>	<b>7</b>	<b>1</b>	<b>0</b>	<b>92</b>	<b>252</b>	<b>129</b>	<b>35</b>	<b>156.51</b>



30. WW – ALL WINNERS WRESTLERS PER CATEGORY - LOST POINTS

TabeleWW 48.

CAT	NAME AND SURNAME	NAT	TECHNIQUES STANDING POSITION											TECHNIQUES PATERRE POSITION								TECH. POINTS	CLASI. POINTSP	TOTAL MATCHES	TIME	
			LEG ATTACK	HIP TURNING TH.	THROW SUPLEX	FORW. BENDING TH.	TAKE DOWN	ST. COUNTER	NEGAT. WR.	ACTIVITY TIME	CHALLENGE	STEP OUT	ST. CAUTION	TOTAL STANDING	GUT WRENCH	ANCLE LEG	LIFTS	TURN OVER	PA. COUNTER	CHALLENGE	PA. CAUTION					TOTAL PATERREE
50	Sarah Ann HILDEBRANDT	USA	2	4								3		9							0	9	3	4	19.33	
53	Vinesh VINESH	IND										1		1				2	4		6	7	2	4	20.53	
55	Vanesa KALADZINSKAYA	BLR	2						1					3			2				2	5	3	3	12.53	
57	Odunayo Folasade ADEKUOROYE	NGR	2											2				1			1	3	1	4	13.02	
59	Anhelina LYSAK	UKR	2											2							0	2	0	3	8.19	
62	Aisuluu TYNBEKOVA	KGZ	4									3		7					1		1	8	1	4	16.92	
65	Inna TRAZHUKOVA	RUS												0							0	0	0	2	8.03	
68	Feng ZHOU	CHN	4		8								3	15	2			2			4	19	3	4	23.43	
72	Maria SELMAIER	GER		4			2		1					7							0	7	2	3	18.00	
76	Erica Elizabeth WIEBE	CAN							1					1					1		1	2	2	4	16.63	
<b>TOTAL=</b>			<b>16</b>	<b>8</b>	<b>8</b>	<b>0</b>	<b>2</b>	<b>0</b>	<b>0</b>	<b>3</b>	<b>0</b>	<b>7</b>	<b>3</b>	<b>47</b>	<b>2</b>	<b>0</b>	<b>0</b>	<b>6</b>	<b>7</b>	<b>0</b>	<b>0</b>	<b>15</b>	<b>62</b>	<b>17</b>	<b>35</b>	<b>156.51</b>

### 31. WW – MOST SUCCESSFUL WRESTLER (INDEX – MSW)

Table WW 49.

CAT kg	Name and surmme	NAT	TIME	TP PLUS	TP MINUS	WQ/min (+/-)	Nb match	CP PLUS	CP MINUS	CP (+/-) (difeerent)	<b>BWI</b>
57	<b>Ogunayo Folasade ADEKUOROYE</b>	NGR	13,02	42	3	3,00	4	15	1	3,50	<b>6,50</b>
				3,23	0,23			3,75	0,25		
59	<b>Anhelina LYSAK</b>	UKR	8,09	14	2	1,48	3	15	0	5,00	<b>6,48</b>
				1,73	0,25			5	0,00		
65	<b>Inna TRAZHUKOVA</b>	RUS	8,03	15	0	1,87	2	8	0	4,00	<b>5,87</b>
				1,87	0,00			4	0,00		
62	<b>Aisuluu TYNYBEKOVA</b>	KGZ	16,92	27	8	1,12	4	17	1	4,00	<b>5,12</b>
				1,6	0,47			4,25	0,25		
76	<b>Erica Elizabeth WIEBE</b>	CAN	16,63	26	2	1,44	4	14	2	3,00	<b>4,44</b>
				1,56	0,12			3,5	0,50		
53	<b>Vinesh VINESH</b>	IND	20,53	35	7	1,36	4	14	2	3,00	<b>4,36</b>
				1,7	0,34			3,5	0,50		
50	<b>Sarah Ann HILDEBRAN</b>	USA	19,33	25	9	0,83	4	14	3	2,75	<b>3,58</b>
				1,29	0,47			3,5	0,75		
72	<b>Maria SELMAIER</b>	GER	18	17	7	0,56	3	11	2	3,00	<b>3,56</b>
				0,94	0,39			3,67	0,67		
68	<b>Feng ZHOU</b>	CHN	23,43	35	19	0,68	4	13	3	2,5	<b>3,18</b>
				1,49	0,81			3,25	0,75		
55	<b>Vanesa KALADZINSKA</b>	BLR	12,53	16	5	0,88	3	8	3	1,67	<b>2,54</b>
				1,28	0,4			2,67	1,00		

#### FORMULA

$$MSW = (WQ/minW - WQ/minL) + (CPW/NM - CPL/NM)$$

#### Legend:

**MSW** – Most Successful Wrestler (Index)

WQ/minW– Number WIN (+) points per 1 minute

WQ/minL – Number lost (-) points per 1 minute

CPW – Classification points WIN (+)

CPL – Classification points lost (-)

NM – Number matches

## VII – REVIEW BY THREE BASIC VARIABLE AND THREE TYPES OF ANALYSIS / WW

### 32. WW - REVIEW POINTS STANDING AND PARTERRE: 1. ALL MATCHES, 2. FINAL MATCHES I-II AND III-V, 3. ALL MATCHES WINNERS

Table WW 50.

Sn	TECHNIQUES	% POINTS ALL MATCHES	% POINTS MEDAL MATCHES	% POINTS WINNER MATCHES
<b>TECHNIQUES STANDING POSITION</b>				
1	S-LEG ATTKAK	23.67	24.00	8.88
2	S-HIP TURNING THROW	7.37	13.00	5.33
3	S-THROW SUPLEX	2.90	2.50	10.06
4	S-FORWARD BENDING THR.	9.56	6.00	8.28
5	S-TAKE DOWN	11.76	10.00	0.59
6	S-COUNTER	2.19	2.00	0.00
7	S-NEGAT. WRESTLING	0.08	0.00	3.55
8	S-ACTIVITY TIME	4.23	3.50	0.59
9	S-CHALLENGE	0.71	1.00	5.03
10	S-STEP OUT	4.70	4.50	2.07
11	S-CAUTION	2.12	2.50	8.88
<b>TECHNIQUES PARTERRE POSITION</b>				
1	P-GUT WRENCH	8.46	10.00	7.69
2	P-ANGLE LEG	7.99	9.00	9.47
3	P-LIFTS	0.31	1.00	0.59
4	P-TURN OVER	9.72	8.00	9.47
5	P-COUNTER	3.68	3.00	4.14
6	P-CHALLENGE	0.39	0.00	0.59
7	P-CAUTION	0.16	0.00	0.00

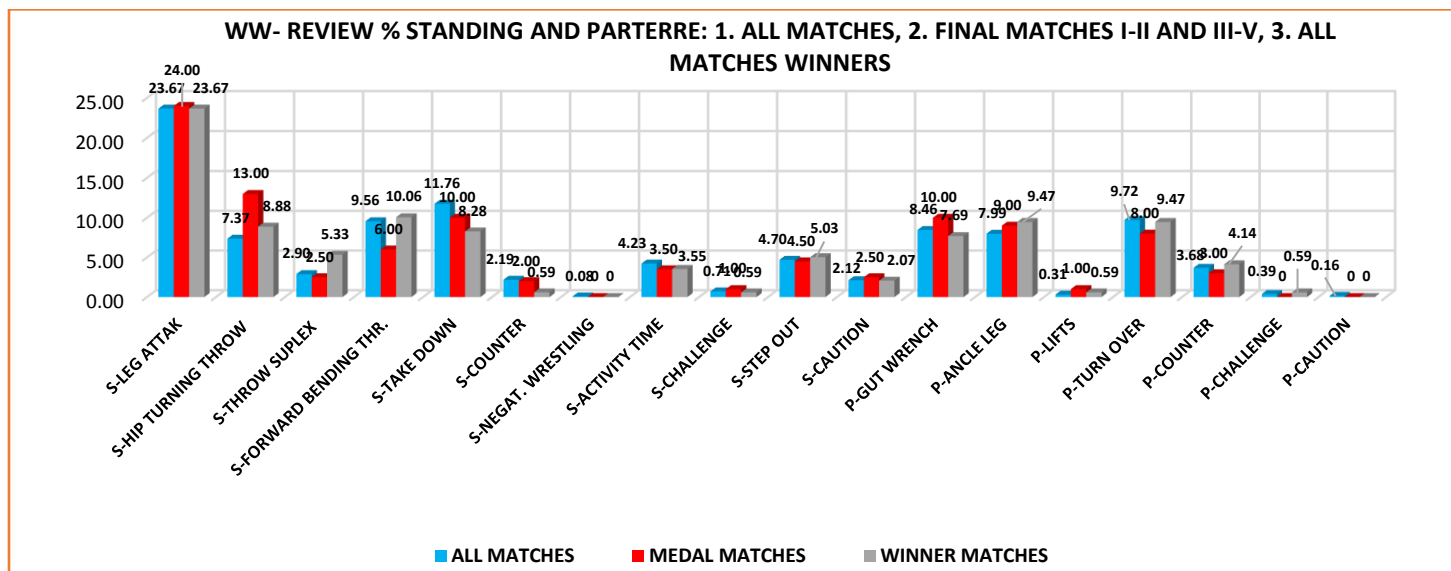
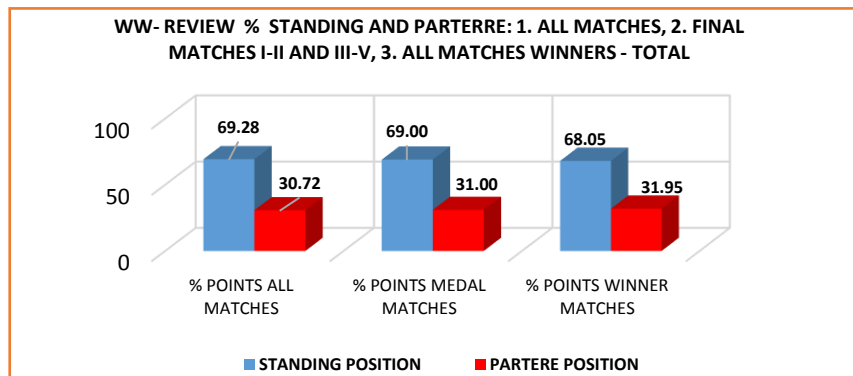


Table WW 51.

POSITION	% POINTS ALL MATCHES	% POINTS MEDAL MATCHES	% POINTS WINNER MATCHES
STANDING POSITION	69.28	69.00	68.05
PARTERE POSITION	30.72	31.00	31.95



33. WW - REVIEW TECHNICAL POINTS - OTHER POINTS: ALL MATCHES, 2. FINAL MATCHES I-II AND III-V, 3. ALL MATCHES WINNERS

Table WW 52.

Sn.	TTECHNIQUES	ALL MATCHES	MEDAL MATCHES	WINNER MATCHES
<b>TECHNICAL POINTS</b>				
1	S-LEG ATAK	23.67	24.00	23.67
2	S-HIP TURNING THROW	7.37	13.00	8.88
3	S-THROW SUPLEX	2.9	2.50	5.33
4	S-FORWARD BENDING THROW	9.56	6.00	10.06
5	S-TAKE DOWN	11.76	10.00	8.28
6	S-COUNTER	2.19	2.00	0.59
7	P-GUT WRENCH	8.46	10.00	7.69
8	P-ANCLE LEG	7.99	9.00	9.47
9	P-LIFTS	0.31	1.00	0.59
10	P-TURN OVER	9.72	8.00	9.47
11	P-COUNTER	3.68	3.00	4.14
<b>OTHER POINTS</b>				
1	S-NEGAT. WRESTLING	0.08	0.00	0.00
2	S-ACTIVITY TIME	4.23	3.50	3.55
3	S-CHALLENGE	0.71	1.00	0.59
4	S-STEP OUT	4.70	4.50	5.03
5	S-CAUTION	2.12	2.50	2.07
6	P-CHALLENGE	0.39	0.00	0.59
7	P-CAUTION	0.16	0.00	0.00

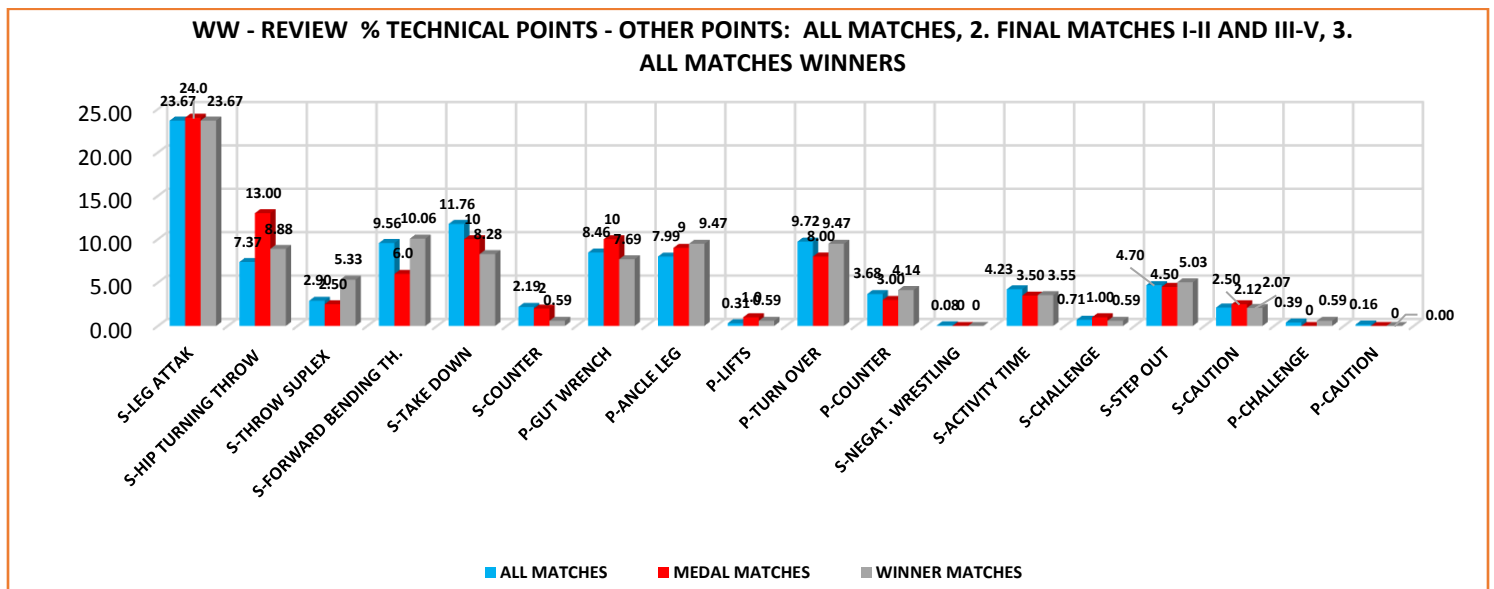
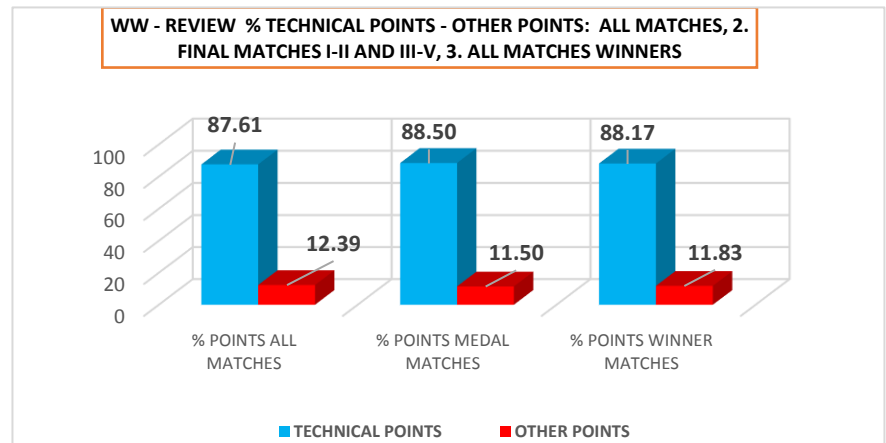


Table WW 53.

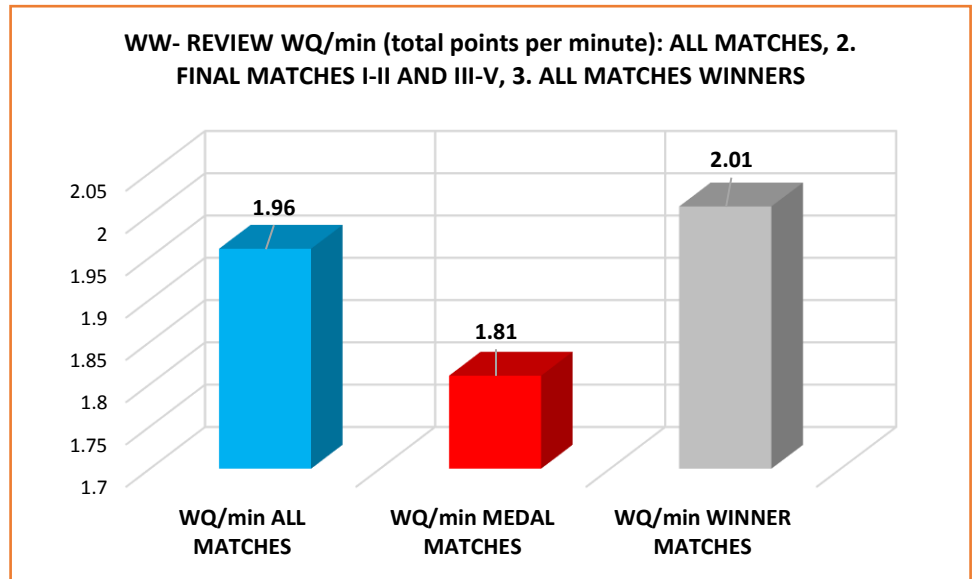
POSITION	ALL MATCHES	MEDAL MATCHES	WINNER MATCHES
TECHNICAL POINTS	87.61	88.50	88.17
OTHER POINTS	12.39	11.50	11.83



34. WW - REVIEW WQ/min (total points per minute): ALL MATCHES, 2. FINAL MATCHES I-II AND III-V, 3. ALL MATCHES WINNERS

Table WW 54.

Sn	TYPE MATCHES	WQ/min
1	ALL MATCHES	<b>1.96</b>
2	MEDAL MATCHES	<b>1.81</b>
3	WINNER MATCHES	<b>2.01</b>



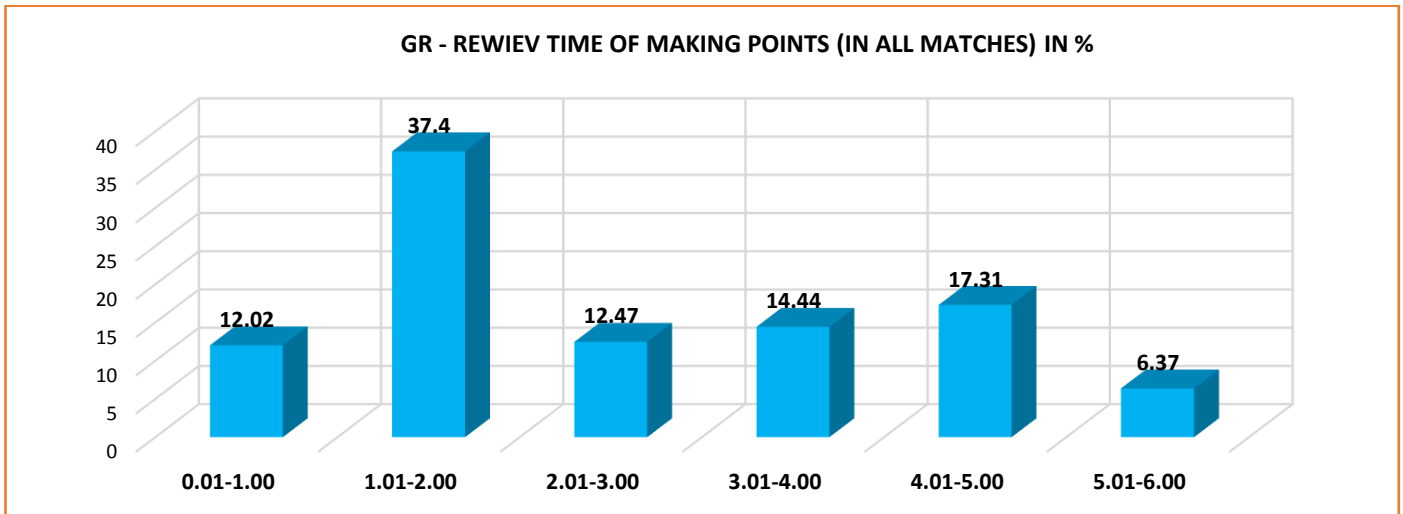
# **OTHER DATA**

**(110 – 118 pages)**

## A – REVIEW TIME OF MAKING POINTS (IN ALL MATCHES)

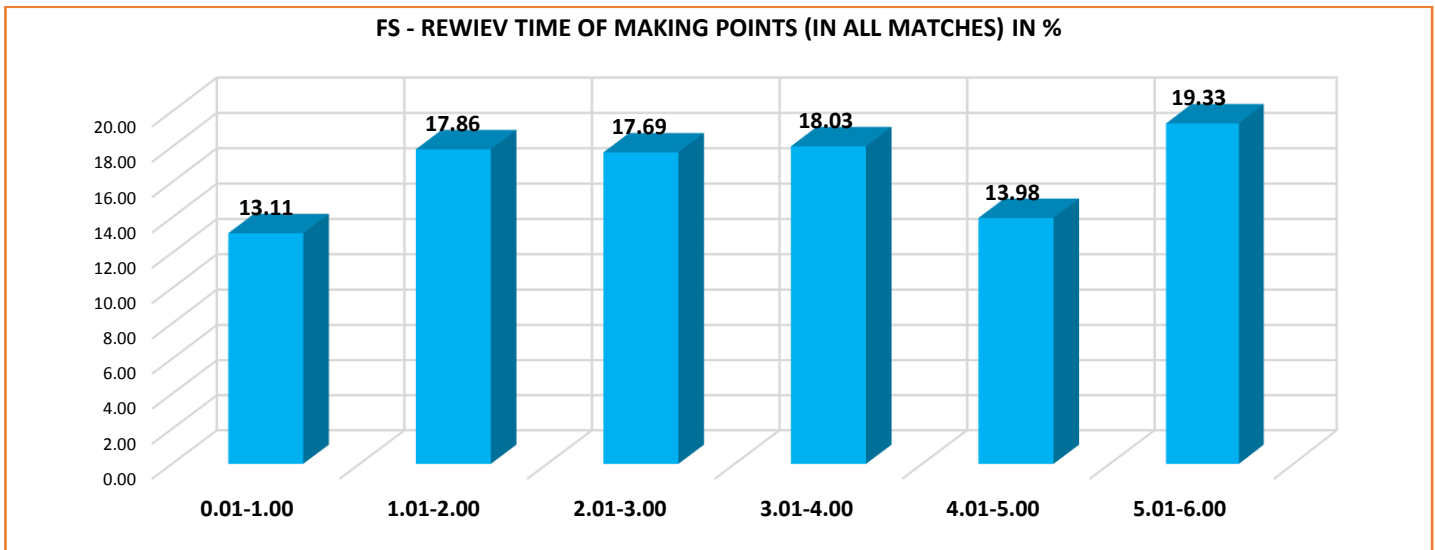
### GR STYLE

	TIME PER MINUTES (sec)						TOTAL
	0.01-1.00	1.01-2.00	2.01-3.00	3.01-4.00	4.01-5.00	5.01-6.00	
<b>Number points</b>	134	417	139	161	193	71	1115
<b>Percentage (%)</b>	12.02 %	37.40 %	12.47 %	14.44 %	17.31 %	6.37 %	100.00 %



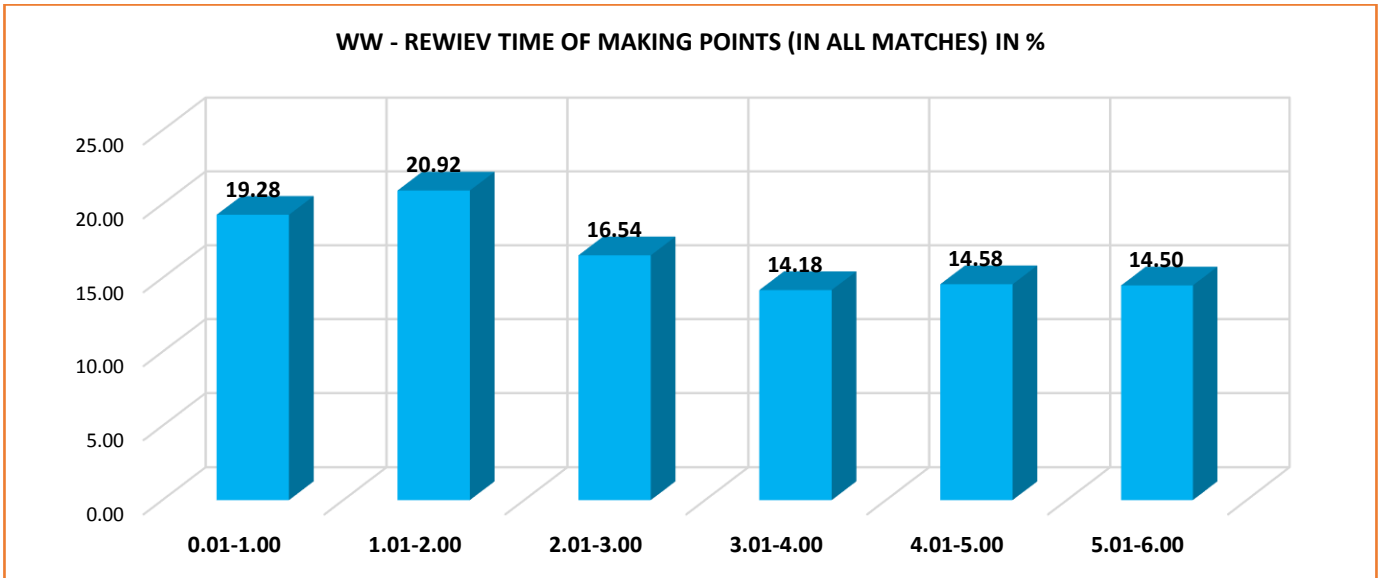
### FS STYLE

Time	0.00-0.59	1.00-1.59	2.00-2.59	3.00-3.59	4.00-4.59	5.00-6.00	TOTAL
<b>Number points</b>	152	207	205	209	162	224	1159
<b>Percentage (%)</b>	13.11 %	17.86 %	17.69 %	18.03 %	13.98 %	19.33 %	100.00 %



## WW STYLE

Time	0.00-0.59	1.00-1.59	2.00-2.59	3.00-3.59	4.00-4.59	5.00-6.00	TOTAL
Number points	246	267	211	181	186	185	1276
Percentage (%)	19.28 %	20.92 %	16.54 %	14.18 %	14.58 %	14.50 %	100.00 %





B – REVIEW OF THE RANKING WRESTLERS BY WRESTLING TECHNIQUES  
**(I – III place wrestlers per technics)**

GR STYLE / BEST WRESTLERS PER TECHNIQUES

<b>GUT WRENCH</b>				
Rkn.	Name and surname	NAT	Cat/kg	Points
1.	Aleksandr Andreevitch KOMAROV	RUS	82	<b>16</b>
2.	Iakobi KAJAIA	GEO	130	<b>16</b>
3.	Sergey EMELIN	RUS	60	<b>16</b>

<b>HIP TURNING THROW</b>				
Rkn.	Name and surname	NAT	Cat/kg	Points
1-13	Erbatu TUO	CHN	60	<b>4</b>
1-13	Abouhalima Mohamed Elsaid ABOUHALIMA	EGY	67	<b>4</b>
1-13	Andres Roberto MONTANO ARROYO	ECU	63	<b>4</b>
1-13	Felix BALDAUF	NOR	97	<b>4</b>
1-13	Ihor KUROCHKIN	UKR	60	<b>4</b>
1-13	Kamal Ameer BEY	USA	77	<b>4</b>
1-13	Makhmud BAKHSHILLOEV	UZB	67	<b>4</b>
1-13	Maksym YEVTUSHENKO	UKR	72	<b>4</b>
1-13	Matti Elias KUOSMANEN	FIN	97	<b>4</b>
1-13	Serif KILIC	TUR	55	<b>4</b>
1-13	Singh GURPREET	IND	82	<b>4</b>
1-13	Vladyslav VORONYI	UKR	130	<b>4</b>

<b>THROW SUPLEX</b>				
Rkn.	Name and surname	NAT	Cat/kg	Points
1-2	Haitthem Mahmoud Ahmed Fahmy MAHMOUD	EGY	60	<b>8</b>
1-2.	Salih AYDIN	TUR	82	<b>8</b>
3-4	Yunus Emre BASAR	TUR	77	<b>6</b>
3-4	Erbatu TUO	CHN	60	<b>6</b>

<b>FORWARD BENDING THROW</b>				
Rkn.	Name and surname	NAT	Cat/kg	Points
1.	Andres Roberto MONTANO ARROYO	ECU	63	<b>12</b>
2.	Sajan SAJAN	IND	77	<b>8</b>
3.	Felix BALDAUF	NOR	97	<b>4</b>

<b>TAKE DOWN</b>				
Rkn.	Name and surname	NAT	Cat/kg	Points
1.	Singh GURPREET	IND	82	<b>8</b>
2-5	Semen NOVIKOV	UKR	97	<b>6</b>
2-5	Makhmud BAKHSHILLOEV	UZB	67	<b>6</b>
2-5	Ashu ASHU	IND	67	<b>6</b>
2-5	Andres Roberto MONTANO ARROYO	ECU	63	<b>6</b>

<b>TURN OVER</b>				
Rkn.	Name and surname	NAT	Cat/kg	Points
1	Nikoloz KAKHELASHVILI	ITA	97	<b>22</b>
2	Sailike WALIHAN	CHN	60	<b>16</b>
3-5	Firuz TUKHTAEV	UZB	67	<b>14</b>
3-5	Islomjon BAKHRAMOV	UZB	60	<b>14</b>
3-5	Wuileixis de Jesus RIVAS ESPINOZA	VEN	77	<b>14</b>

<b>LIFTS</b>				
Rkn.	Name and surname	NAT	Cat/kg	Points
1-2	Dogus AYAZCI	TUR	55	<b>8</b>
1-2	Emrah KUS	TUR	77	<b>8</b>
3	Burhan AKBUDAK	TUR	82	<b>6</b>

<b>COUNTRE S/P</b>				
Rkn.	Name and surname	NAT	Cat/kg	Points
1-4.	Abdellatif Mohamed Ahmed MOHAMED	EGY	130	<b>4</b>
1-4.	Singh GURPREET	IND	82	<b>4</b>
1-4.	Tracy Gangelo HANCOCK	USA	97	<b>4</b>
1-4.	Daniel Collett MILLER	USA	97	<b>4</b>

## FREE STYLE / BEST WRESTLERS PER TECHNIQUES

<b>LEG ATTACK</b>				
Rkn.	Name and surname	NAT	Cat/kg	Points
1.	Kyle Frederick SNYDER	USA	97	<b>20</b>
2-3.	Mohammadhossein Askari MOHAMMADIAN	IRI	97	<b>20</b>
2-3.	Jordan Michael OLIVER	USA	65	<b>12</b>

<b>HIP TURNING THROW</b>				
Rkn.	Name and surname	NAT	Cat/kg	Points
1-4	Vasyl MYKHAILOV	UKR	79	<b>4</b>
1-4	Fatih ERDIN	TUR	86	<b>4</b>
1-4	Mohammadhossein Askari MOHAMMADIAN	IRI	97	<b>4</b>
1-4	Murad KURAMAGOMEDOV	HUN	74	<b>4</b>

<b>THROW SUPLEX</b>				
Rkn.	Name and surname	NAT	Cat/kg	Points
1	Alisher YERGALI	KAZ	97	<b>8</b>
2-3	Minghu LIU	CHN	57	<b>6</b>
2-3	James Patrick DOWNEY III	USA	86	<b>6</b>

<b>FORWARD BENDING THROW</b>				
Rkn.	Name and surname	NAT	Cat/kg	Points
1	Vasyl SHUPTAR	UKR	65	<b>12</b>
2	Erik ARUSHANIAN	UKR	65	<b>11</b>
3	Kumar RAVI	IND	61	<b>8</b>

<b>TAKE DOWN</b>				
Rkn.	Name and surname	NAT	Cat/kg	Points
1.	James Patrick DOWNEY III	USA	86	<b>12</b>
2-5	Fazli ERYILMAZ	TUR	74	<b>8</b>
2-5	Bilial MAKHOV	IRI	125	<b>8</b>

<b>GUT WRENCH</b>				
Rkn.	Name and surname	NAT	Cat/kg	Points
1	Mohammadhossein Askari MOHAMMADIAN	IRI	97	<b>10</b>
2-3	Nurbolat ABDUALIYEV	KAZ	61	<b>8</b>
2-3	Fazli ERYILMAZ	TUR	74	<b>8</b>

<b>LIFTS</b>				
Rkn.	Name and surname	NAT	Cat/kg	Points
1.	/			
2.	/			
3.	/			

<b>TURN OVER</b>				
Rkn.	Name and surname	NAT	Cat/kg	Points
1	Andrii YATSENKO	UKR	57	8
2	Joseph Daniel COLON	USA	57	6
3-6.	Bajrang BAJRANG	IND	65	4
3-6.	Agustin Alejandro DESTIBATS	ARG	65	4
3-6.	Erik ARUSHANIAN	UKR	65	4
3-6.	Nick MATUHIN	GER	125	4

<b>ANCLE LACE</b>				
Rkn.	Name and surname	NAT	Cat/kg	Points
1	Adanabasier ADANABASIER	CHN	74	8
2-3	Ethan Adrian RAMOS	PUR	86	6
2-3	Vasyl MYKHAILOV	UKR	79	6

<b>COUNTRE / STANDING + PARTERRE</b>				
Rkn.	Name and surname	NAT	Cat/kg	Points
1	Daniel LIGETI	HUN	125	8
2	Zain Allen RETHERFORD	USA	65	6
3-6	Erik ARUSHANIAN	UKR	65	4
3-6	Fatih ERDIN	TUR	86	4
3-6	Joseph Daniel COLON	USA	57	4
3-6	Amarveer DHESI	CAN	125	4

## WOMEN WRESTLING

<b>LEG ATTACK</b>				
Rkn.	Name and surname	NAT	Cat/kg	Points
1	Allison Mackenzie RAGAN	USA	57	<b>20</b>
2	Odunayo Folasade ADEKUOROYE	NGR	57	<b>16</b>
3-4	Anshu ANSHU	IND	57	<b>14</b>
3-4	Laura MERTENS	GER	57	<b>14</b>

<b>HIP TURNING THROW</b>				
Rkn.	Name and surname	NAT	Cat/kg	Points
1-2	Kayla Colleen Kiyoko MIRACLE	USA	62	<b>8</b>
1-2	Vanesa KALADZINSKAYA	BLR	55	<b>8</b>
3-7	Alina AKOBIIA	UKR	62	<b>6</b>
3-7	Anastasiya ZIMIANKOVA	BLR	72	<b>6</b>
3-7	Anhelina LYSAK	UKR	59	<b>6</b>
3-7	Luisa Elizabeth VALVERDE MELENDRES	ECU	53	<b>6</b>
3-7	Oksana LIVACH	UKR	50	<b>6</b>

<b>THROW SUPLEX</b>				
Rkn.	Name and surname	NAT	Cat/kg	Points
1	Alla CHERKASOVA	UKR	68	<b>8</b>
2	Tamyra Mariama MENSAH	USA	68	<b>6</b>
3	Maria SELMAIER	GER	72	<b>5</b>

<b>FORWARD BENDING THROW</b>				
Rkn.	Name and surname	NAT	Cat/kg	Points
1	Vinesh VINESH	IND	53	<b>12</b>
2-3	Aline ROTTER FOCKEN	GER	76	<b>8</b>
2-3	Lannuan LUO	CHN	53	<b>8</b>

<b>TAKE DOWN</b>				
Rkn.	Name and surname	NAT	Cat/kg	Points
1	Feng ZHOU	CHN	68	<b>8</b>
2-7	Anna Carmen SCHELL	GER	68	<b>6</b>
2-7	Emilia Alina VUC	ROU	50	<b>6</b>
2-7	Koumba Selene Fanta LARROQUE	FRA	68	<b>6</b>

2-7	Vasilisa MARZALIUK	BLR	76	<b>6</b>
2-7	Whitney CONDER	USA	50	<b>6</b>
2-7	Yuliya PISARENKA	BLR	59	<b>6</b>

<b>GUT WRENCH</b>				
Rkn.	Name and surname	NAT	Cat/kg	Points
1	Victoria Lacey ANTHONY	USA	50	<b>16</b>
2	Feng ZHOU	CHN	68	<b>10</b>
3-4	Anshu ANSHU	IND	57	<b>8</b>
3-4	Qianyu PANG	CHN	53	<b>8</b>

<b>LIFTS</b>				
Rkn.	Name and surname	NAT	Cat/kg	Points
1-2	Erica Elizabeth WIEBE	CAN	76	<b>2</b>
1-2	Danielle Suzanne LAPPAGE	CAN	68	<b>2</b>

<b>TURN OVER</b>				
Rkn.	Name and surname	NAT	Cat/kg	Points
1	Milana DADASHEVA	RUS	50	<b>12</b>
2-3	Meng Hsuan HSIEH	TPE	53	<b>8</b>
2-3	Sarah Ann HILDEBRANDT	USA	50	<b>8</b>

<b>ANCLE LACE</b>				
Rkn.	Name and surname	NAT	Cat/kg	Points
1	Linda MORAIS	CAN	57	<b>22</b>
2	Odunayo Folasade ADEKUOROYE	NGR	57	<b>16</b>
3-5	Aminat Oluwafunmilayo ADENIYI	NGR	62	<b>8</b>
3-5	Erica Elizabeth WIEBE	CAN	76	<b>8</b>
3-5	Natalia VOROBEVA	RUS	76	<b>8</b>

<b>COUNTRE / STANDING + PARTERRE</b>				
Rkn.	Name and surname	NAT	Cat/kg	Points
1	Whitney CONDER	USA	50	<b>12</b>
2	Anshu ANSHU	IND	57	<b>6</b>
3-4	Milana DADASHEVA	RUS	50	<b>4</b>
3-4	Stalvira ORSHUSH	RUS	55	<b>4</b>